MIAMI-DADE COUNTY
DEPARTMENT OF REGULATORY AND ECONOMIC RESOURCES (RER)
UNSAFE STRUCTURES MEASURES Fiscal Year 2011-2012

RESIDENTIAL NO INJUNCTION (ALL PROPERTIES)	OCT		NOV		DEC		JAN		FEB		MAR		APR		MAY		JUN		JUL		AUG		SEPT		YTD TOTAL	
Average Number of Days from Intake (open date) to Initial Inspection Request (act. 110) / # of cases	3	7	3	7	42	9	10	13	9	18	2	20	0	9	6	24	4	38	16	24	8	16	1	20	8	205
Average Number of Days from Initial Inspection Request (act. 110) to Closing | Cases closed	289	7	448	7	201	9	377	13	437	18	427	20	561	9	286	24	386	38	335	24	317	16	497	20	380	205
Average Number of Days from Initial Inspection Request (act. 110) to Initial Assessment (act. 107) / # of cases	32	6	28	7	21	6	39	11	37	16	51	18	133	9	36	16	39	22	60	18	60	12	94	18	54	159
Average Number of Days from Initial Assessment (act. 107) to Title Search (act. N5) / # of cases	5	6	8	6	3	6	11	11	11	16	6	18	13	9	5	16	5	22	6	18	4	12	7	18	7	158
Average Number of Days from Title Search (act. N5) to NOV Mailed (act.119) / # of cases	54	4	46	4	65	4	49	6	57	10	41	13	52	5	50	5	49	10	55	7	107	3	66	6	54	77
Average Number of Days from NOV Mailed (act.119) to Hearing (act. 66/52B) / # of cases	84	4	144	4	66	2	58	5	102	10	89	11	59	5	136	4	98	10	87	7	157	3	62	6	93	71
Average Number of Days from Hearing (act. 66/52B) to Case Closed / # of cases	237	4	401	4	175	3	537	5	347	12	379	12	318	8	276	10	391	18	223	14	183	7	391	13	330	110

RESIDENTIAL WITH INJUNCTION (ALL PROPERTIES)	OCT		NOV		DEC		JAN		FEB		MAR		APR		MAY		JUN		JUL		AUG		SEPT		YTD TOTAL	
Average Number of Days from Intake (open date) to Initial Inspection Request (act. 110) / # of cases	8	2	0	4	20	1	3	2	6	7	0	2	72	4	19	1	0	4	0	3	0	0	2	4	12	34
Average Number of Days from Initial Inspection Request (act. 110) to Closing | Cases closed	1769	2	1719	4	1388	1	1089	2	1405	7	842	2	1203	4	778	1	2020	4	738	3	0	0	794	4	1311	34
Average Number of Days from Initial Inspection Request (act. 110) to Initial Assessment (act. 107) / # of cases	2	2	13	4	2	1	16	2	24	7	7	2	23	4	27	1	54	3	46	3	0	0	30	4	25	33
Average Number of Days from Initial Assessment (act. 107) to Title Search (act. N5) / # of cases	0	0	8	1	5	1	3	1	13	6	54	2	10	4	14	1	17	2	3	3	0	0	13	4	14	25
Average Number of Days from Title Search (act. N5) to NOV Mailed (act.119) / # of cases	0	0	38	1	1	1	46	1	49	6	21	2	42	4	28	1	45	2	100	2	0	0	30	3	43	23
Average Number of Days from NOV Mailed (act.119) to Hearing (act. 66/52B) / # of cases	138	2	122	4	372	1	56	2	108	7	112	2	101	4	117	1	108	4	39	2	0	0	96	3	111	32
Average Number of Days from Hearing (act. 66/52B) to Case Closed / # of cases	1607	2	1553	4	1008	1	981	2	1215	7	647	2	1026	4	592	1	1837	4	526	3	0	0	605	4	1125	34

RESIDENTIAL NO INJUNCTION (EXCLUDING COUNTY PROPERTIES)	OCT		NOV		DEC		JAN		FEB		MAR		APR		MAY		JUN		JUL		AUG		SEPT		YTD TOTAL	
Average Number of Days from Intake (open date) to Initial Inspection Request (act. 110) / # of cases	3	7	4	6	42	9	10	13	9	18	2	20	0	9	6	24	4	38	16	24	8	16	1	20	8	204
Average Number of Days from Initial Inspection Request (act. 110) to Closing | Cases closed	289	7	318	6	201	9	377	13	437	18	427	20	561	9	286	24	386	38	335	24	317	16	497	20	376	204
Average Number of Days from Initial Inspection Request (act. 110) to Initial Assessment (act. 107) / # of cases	32	6	32	6	21	6	39	11	37	16	51	18	133	9	36	16	39	22	60	18	60	12	94	18	54	158
Average Number of Days from Initial Assessment (act. 107) to Title Search (act. N5) / # of cases	5	6	8	6	3	6	11	11	11	16	6	18	13	9	5	16	5	22	6	18	4	12	7	18	7	158
Average Number of Days from Title Search (act. N5) to NOV Mailed (act.119) / # of cases	54	4	46	4	65	4	49	6	57	10	41	13	52	5	50	5	49	10	55	7	107	3	66	6	54	77
Average Number of Days from NOV Mailed (act.119) to Hearing (act. 66/52B) / # of cases	84	4	152	3	66	2	58	5	102	10	89	11	59	5	136	4	98	10	87	7	157	3	62	6	93	70
Average Number of Days from Hearing (act. 66/52B) to Case Closed / # of cases	237	4	178	3	175	3	537	5	347	12	379	12	318	8	276	10	391	18	223	14	183	7	391	13	323	109

RESIDENTIAL WITH INJUNCTION (EXCLUDING COUNTY PROPERTIES)	OCT		NOV		DEC		JAN		FEB		MAR		APR		MAY		JUN		JUL		AUG		SEPT		YTD TOTAL	
Average Number of Days from Intake (open date) to Initial Inspection Request (act. 110) / # of cases	8	2	0	4	20	1	3	2	6	7	0	2	72	4	19	1	0	4	0	3	0	0	2	4	12	34
Average Number of Days from Initial Inspection Request (act. 110) to Closing | Cases closed	1769	2	1719	4	1388	1	1089	2	1405	7	842	2	1203	4	778	1	2020	4	738	3	0	0	794	4	1311	34
Average Number of Days from Initial Inspection Request (act. 110) to Initial Assessment (act. 107) / # of cases	2	2	13	4	2	1	16	2	24	7	7	2	23	4	27	1	54	3	46	3	0	0	30	4	25	33
Average Number of Days from Initial Assessment (act. 107) to Title Search (act. N5) / # of cases	0	0	8	1	5	1	3	1	13	6	54	2	10	4	14	1	17	2	3	3	0	0	13	4	14	25
Average Number of Days from Title Search (act. N5) to NOV Mailed (act.119) / # of cases	0	0	38	1	1	1	46	1	49	6	21	2	42	4	28	1	45	2	100	2	0	0	30	3	43	23
Average Number of Days from NOV Mailed (act.119) to Hearing (act. 66/52B) / # of cases	138	2	122	4	372	1	56	2	108	7	112	2	101	4	117	1	108	4	39	2	0	0	96	3	111	32
Average Number of Days from Hearing (act. 66/52B) to Case Closed / # of cases	1607	2	1553	4	1008	1	981	2	1215	7	647	2	1026	4	592	1	1837	4	526	3	0	0	605	4	1125	34

RESIDENTIAL NO INJUNCTION (COUNTY PROPERTIES)	OCT		NOV		DEC		JAN		FEB		MAR		APR		MAY		JUN		JUL		AUG		SEPT		YTD TOTAL	
Average Number of Days from Intake (open date) to Initial Inspection Request (act. 110) / # of cases	0	0	0	1	0	0	0	0	0	0	0	0	0	0	0	0	0	0	0	0	0	0	0	0	0	1
Average Number of Days from Initial Inspection Request (act. 110) to Closing | Cases closed	0	0	1227	1	0	0	0	0	0	0	0	0	0	0	0	0	0	0	0	0	0	0	0	0	1227	1
Average Number of Days from Initial Inspection Request (act. 110) to Initial Assessment (act. 107) / # of cases	0	0	8	1	0	0	0	0	0	0	0	0	0	0	0	0	0	0	0	0	0	0	0	0	8	1
Average Number of Days from Initial Assessment (act. 107) to Title Search (act. N5) / # of cases	0	0	0	0	0	0	0	0	0	0	0	0	0	0	0	0	0	0	0	0	0	0	0	0	0	0
Average Number of Days from Title Search (act. N5) to NOV Mailed (act.119) / # of cases	0	0	0	0	0	0	0	0	0	0	0	0	0	0	0	0	0	0	0	0	0	0	0	0	0	0
Average Number of Days from NOV Mailed (act.119) to Hearing (act. 66/52B) / # of cases	0	0	119	1	0	0	0	0	0	0	0	0	0	0	0	0	0	0	0	0	0	0	0	0	119	1
Average Number of Days from Hearing (act. 66/52B) to Case Closed / # of cases	0	0	1070	1	0	0	0	0	0	0	0	0	0	0	0	0	0	0	0	0	0	0	0	0	1070	1

RESIDENTIAL WITH INJUNCTION (COUNTY PROPERTIES)	OCT		NOV		DEC		JAN		FEB		MAR		APR		MAY		JUN		JUL		AUG		SEPT		YTD TOTAL	
Average Number of Days from Intake (open date) to Initial Inspection Request (act. 110) / # of cases	0	0	0	0	0	0	0	0	0	0	0	0	0	0	0	0	0	0	0	0	0	0	0	0	0	0
Average Number of Days from Initial Inspection Request (act. 110) to Closing | Cases closed	0	0	0	0	0	0	0	0	0	0	0	0	0	0	0	0	0	0	0	0	0	0	0	0	0	0
Average Number of Days from Initial Inspection Request (act. 110) to Initial Assessment (act. 107) / # of cases	0	0	0	0	0	0	0	0	0	0	0	0	0	0	0	0	0	0	0	0		0	0	0	0	0
Average Number of Days from Initial Assessment (act. 107) to Title Search (act. N5) / # of cases	0	0	0	0	0	0	0	0	0	0	0	0	0	0	0	0	0	0	0	0	0	0	0	0	0	0
Average Number of Days from Title Search (act. N5) to NOV Mailed (act.119) / # of cases	0	0	0	0	0	0	0	0	0	0	0	0	0	0	0	0	0	0	0	0	0	0	0	0	0	0
Average Number of Days from NOV Mailed (act.119) to Hearing (act. 66/52B) / # of cases	0	0	0	0	0	0	0	0	0	0	0	0	0	0	0	0	0	0	0	0	0	0	0	0	0	0
Average Number of Days from Hearing (act. 66/52B) to Case Closed / # of cases	0	0	0	0	0	0	0	0	0	0	0	0	0	0	0	0	0	0	0	0	0	0	0	0	0	0

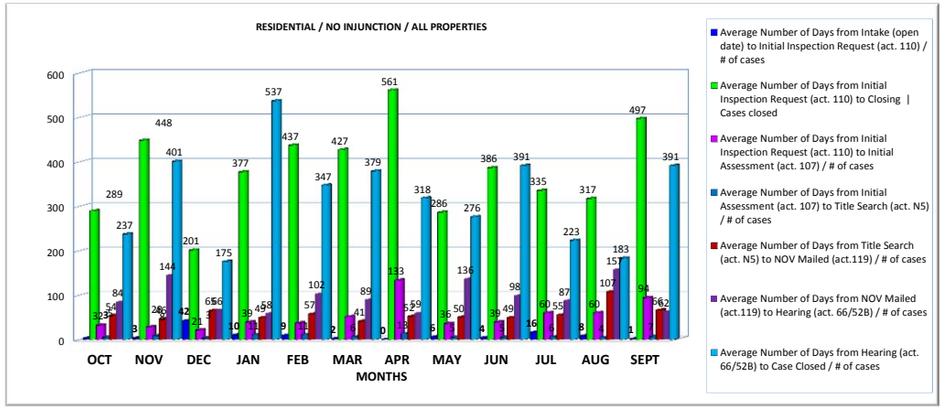
RESIDENTIAL / NO INJUNCTION / ALL PROPERTIES
MONTHS
OCT NOV DEC JAN FEB MAR APR MAY JUN JUL AUG SEPT
Average Number of Days from Intake (open date) to Initial Inspection Request (act. 110) / # of cases
Average Number of Days from Initial Inspection Request (act. 110) to Closing | Cases closed
Average Number of Days from Initial Inspection Request (act. 110) to Initial Assessment (act. 107) / # of cases
Average Number of Days from Initial Assessment (act. 107) to Title Search (act. N5) / # of cases
Average Number of Days from Title Search (act. N5) to NOV Mailed (act.119) / # of cases
Average Number of Days from NOV Mailed (act.119) to Hearing (act. 66/52B) / # of cases
Average Number of Days from Hearing (act. 66/52B) to Case Closed / # of cases

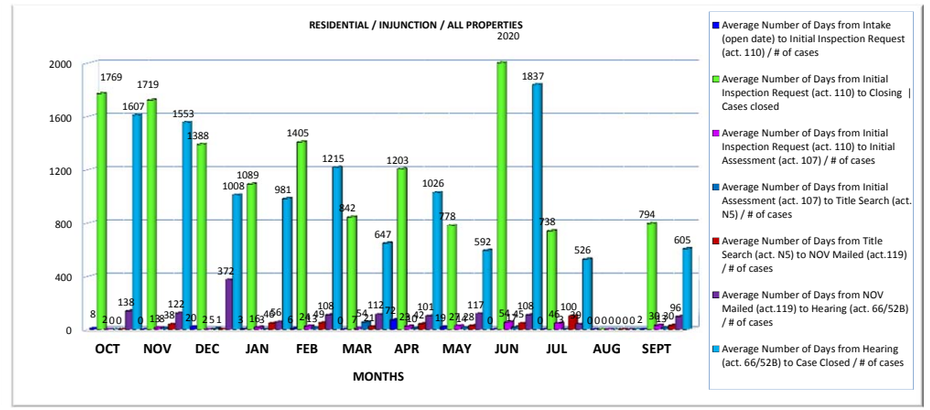
RESIDENTIAL / INJUNCTION / ALL PROPERTIES
MONTHS
OCT NOV DEC JAN FEB MAR APR MAY JUN JUL AUG SEPT
Average Number of Days from Intake (open date) to Initial Inspection Request (act. 110) / # of cases
Average Number of Days from Initial Inspection Request (act. 110) to Closing | Cases closed
Average Number of Days from Initial Inspection Request (act. 110) to Initial Assessment (act. 107) / # of cases
Average Number of Days from Initial Assessment (act. 107) to Title Search (act. N5) / # of cases
Average Number of Days from Title Search (act. N5) to NOV Mailed (act.119) / # of cases
Average Number of Days from NOV Mailed (act.119) to Hearing (act. 66/52B) / # of cases
Average Number of Days from Hearing (act. 66/52B) to Case Closed / # of cases

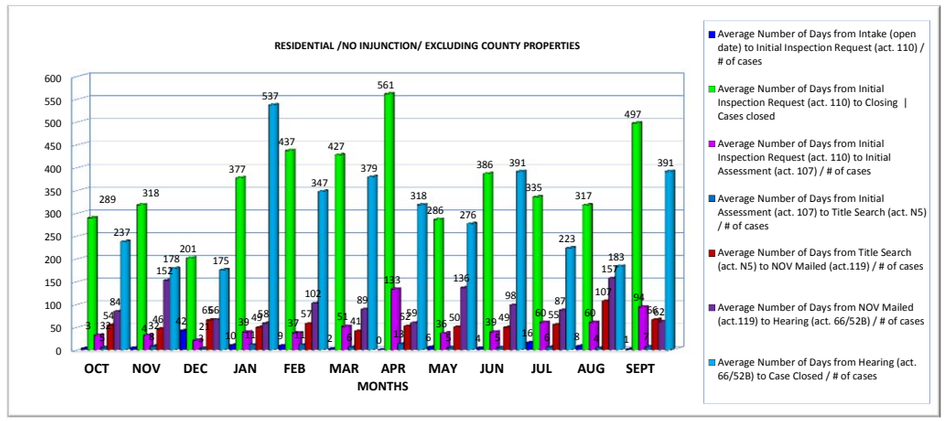
RESIDENTIAL /NO INJUNCTION/ EXCLUDING COUNTY PROPERTIES
MONTHS
OCT NOV DEC JAN FEB MAR APR MAY JUN JUL AUG SEPT
Average Number of Days from Intake (open date) to Initial Inspection Request (act. 110) / # of cases
Average Number of Days from Initial Inspection Request (act. 110) to Closing | Cases closed
Average Number of Days from Initial Inspection Request (act. 110) to Initial Assessment (act. 107) / # of cases
Average Number of Days from Initial Assessment (act. 107) to Title Search (act. N5) / # of cases
Average Number of Days from Title Search (act. N5) to NOV Mailed (act.119) / # of cases
Average Number of Days from NOV Mailed (act.119) to Hearing (act. 66/52B) / # of cases
Average Number of Days from Hearing (act. 66/52B) to Case Closed / # of cases

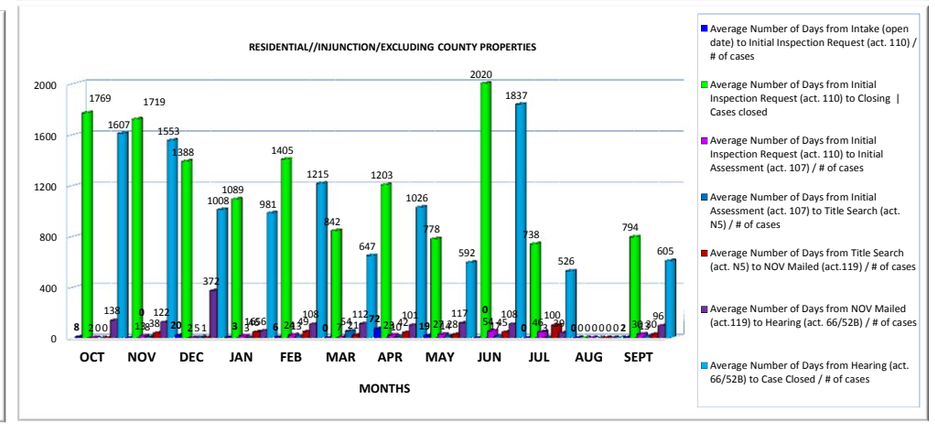
RESIDENTIAL//INJUNCTION/EXCLUDING COUNTY PROPERTIES
MONTHS
OCT NOV DEC JAN FEB MAR APR MAY JUN JUL AUG SEPT
Average Number of Days from Intake (open date) to Initial Inspection Request (act. 110) / # of cases
Average Number of Days from Initial Inspection Request (act. 110) to Closing | Cases closed
Average Number of Days from Initial Inspection Request (act. 110) to Initial Assessment (act. 107) / # of cases
Average Number of Days from Initial Assessment (act. 107) to Title Search (act. N5) / # of cases
Average Number of Days from Title Search (act. N5) to NOV Mailed (act.119) / # of cases
Average Number of Days from NOV Mailed (act.119) to Hearing (act. 66/52B) / # of cases
Average Number of Days from Hearing (act. 66/52B) to Case Closed / # of cases

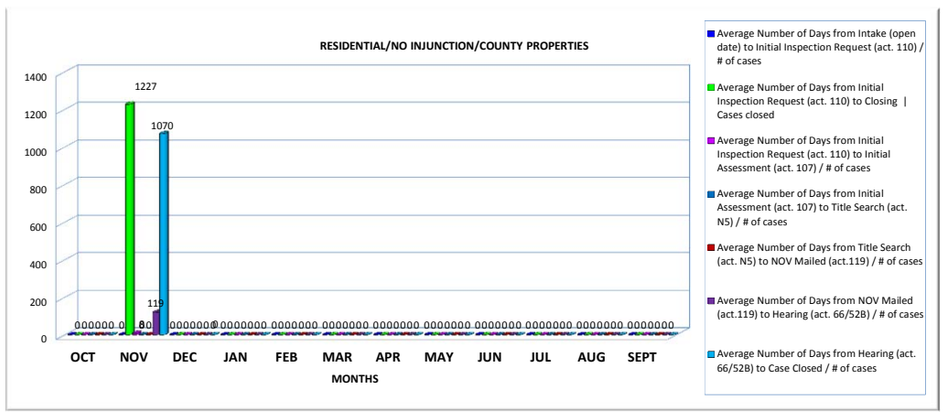
RESIDENTIAL/NO INJUNCTION/COUNTY PROPERTIES
MONTHS
OCT NOV DEC JAN FEB MAR APR MAY JUN JUL AUG SEPT
Average Number of Days from Intake (open date) to Initial Inspection Request (act. 110) / # of cases
Average Number of Days from Initial Inspection Request (act. 110) to Closing | Cases closed
Average Number of Days from Initial Inspection Request (act. 110) to Initial Assessment (act. 107) / # of cases
Average Number of Days from Initial Assessment (act. 107) to Title Search (act. N5) / # of cases
Average Number of Days from Title Search (act. N5) to NOV Mailed (act.119) / # of cases
Average Number of Days from NOV Mailed (act.119) to Hearing (act. 66/52B) / # of cases
Average Number of Days from Hearing (act. 66/52B) to Case Closed / # of cases

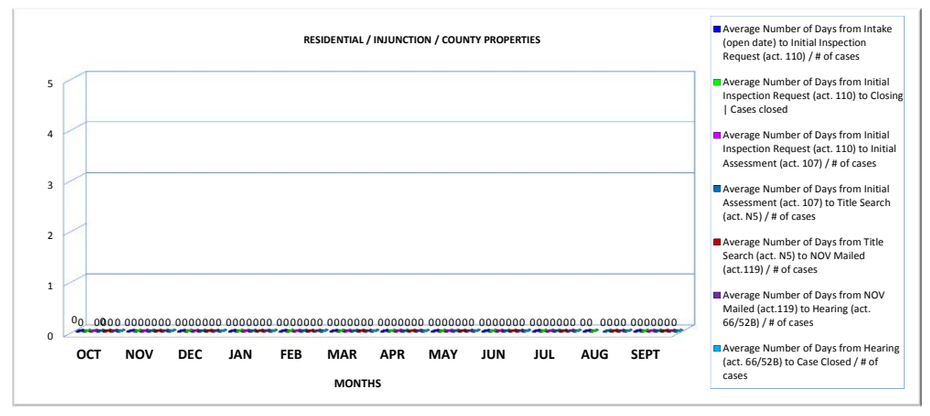
RESIDENTIAL / INJUNCTION / COUNTY PROPERTIES
MONTHS
OCT NOV DEC JAN FEB MAR APR MAY JUN JUL AUG SEPT
Average Number of Days from Intake (open date) to Initial Inspection Request (act. 110) / # of cases
Average Number of Days from Initial Inspection Request (act. 110) to Closing | Cases closed
Average Number of Days from Initial Inspection Request (act. 110) to Initial Assessment (act. 107) / # of cases
Average Number of Days from Initial Assessment (act. 107) to Title Search (act. N5) / # of cases
Average Number of Days from Title Search (act. N5) to NOV Mailed (act.119) / # of cases
Average Number of Days from NOV Mailed (act.119) to Hearing (act. 66/52B) / # of cases
Average Number of Days from Hearing (act. 66/52B) to Case Closed / # of cases