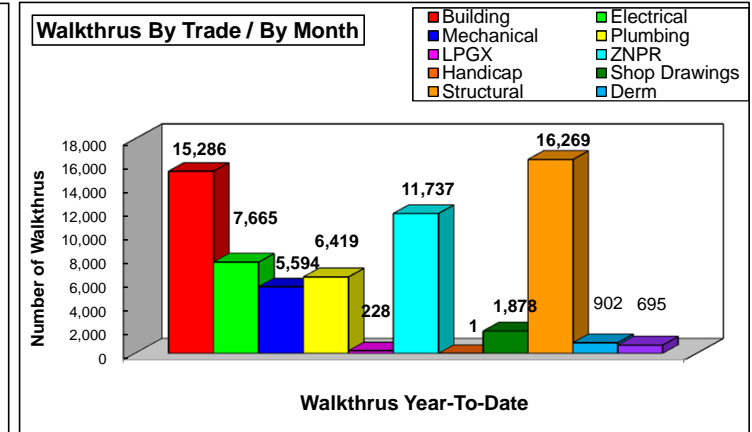
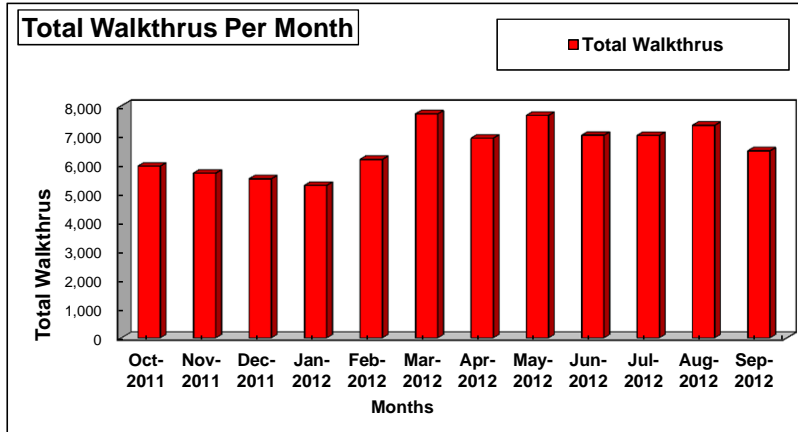
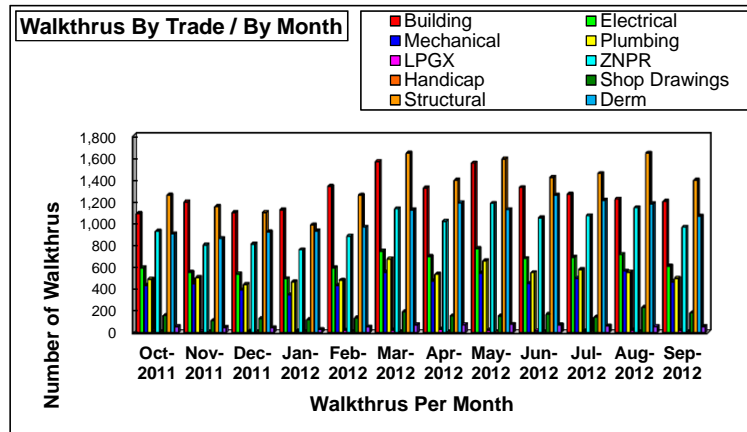


**MIAMI-DADE COUNTY**  
**DEPARTMENT OF REGULATORY AND ECONOMIC RESOURCES (RER)**  
**PERMIT SERVICES DIVISION**

**PLANS PROCESSING - WALKTHRUS**  
**INITIAL REVIEW ONLY**  
**\*\* Includes Dup Function \*\***

**From 10/01/2011 to 9/30/2012**

Trades / Reviews	Oct-2011	Nov-2011	Dec-2011	Jan-2012	Feb-2012	Mar-2012	Apr-2012	May-2012	Jun-2012	Jul-2012	Aug-2012	Sep-2012	TOTAL YTD	EOY PROJ*
Building	1,089	1,195	1,097	1,121	1,336	1,564	1,322	1,550	1,326	1,265	1,221	1,200	15,286	15,286
Electrical	594	551	538	493	591	746	695	769	677	688	716	607	7,665	7,665
Mechanical	432	445	389	347	433	554	470	544	451	499	564	466	5,594	5,594
Plumbing	490	505	441	463	478	675	534	656	549	576	554	498	6,419	6,419
LPGX	16	11	13	15	21	23	31	24	18	15	21	20	228	228
ZNPR	927	802	809	757	883	1,133	1,019	1,182	1,049	1,069	1,142	965	11,737	11,737
Handicap	0	0	0	0	0	0	0	1	0	0	0	0	1	1
Shop Drawings	157	110	130	120	136	191	155	153	171	142	232	181	1,878	1,878
Structural	1,256	1,152	1,099	983	1,255	1,640	1,393	1,587	1,418	1,454	1,639	1,393	16,269	16,269
Derm	902	861	920	928	965	1,122	1,188	1,125	1,255	1,208	1,178	1,063	12,715	12,715
Sign	57	46	45	29	52	73	74	76	70	61	58	54	695	695
<b>Total Per Month:</b>	<b>5,920</b>	<b>5,678</b>	<b>5,481</b>	<b>5,256</b>	<b>6,150</b>	<b>7,721</b>	<b>6,881</b>	<b>7,667</b>	<b>6,984</b>	<b>6,977</b>	<b>7,325</b>	<b>6,447</b>	<b>78,487</b>	<b>78,487</b>



Source : Information Technology Department  
 \*EOY PROJ assume remaining months are an average of YTD Total

Data Compiled and Produced by the Department of Regulatory and Economic Resources