

MIAMI-DADE COUNTY
DEPARTMENT OF REGULATORY AND ECONOMIC RESOURCES (RER)
Annual Inspections

FY: 2013 / 2014
From OCTOBER 2013 To SEPTEMBER 2014

Trade	OCT	NOV	DEC	JAN	FEB	MAR	APRIL	MAY	JUN	JUL	AUG	SEP	Total YTD	EOJ Proj*
BOILER	309	565	1,370	1,209	1,939	1,555	255	153	228	229	171	128	8,111	8,111.0
BUILDING *	4,827	4,225	4,092	4,390	4,506	4,674	4,644	4,752	4,944	5,095	5,110	5,251	56,510	56,510.0
ELECTRICAL	3,775	3,051	2,902	2,900	2,907	3,203	3,270	3,298	3,371	3,342	3,345	3,382	38,746	38,746.0
LPGX	6	4	0	0	3	4	4	1	1	1	2	3	29	29.0
MECHANICAL	1,248	1,982	1,148	1,124	1,047	1,248	1,122	1,132	1,090	1,046	1,002	1,175	14,364	14,364.0
PLUMBING	2,303	2,041	1,993	2,060	2,172	2,230	2,502	2,406	2,357	2,478	2,421	2,368	27,331	27,331.0
ROOFING	2,590	2,069	2,434	2,275	2,748	2,676	2,832	2,689	2,363	2,433	2,424	2,308	29,841	29,841.0
SIGN	152	111	253	260	259	257	262	229	186	204	165	233	2,571	2,571.0
Total	15,210	14,048	14,192	14,218	15,581	15,847	14,891	14,660	14,540	14,828	14,640	14,848	177,503	177,503.0

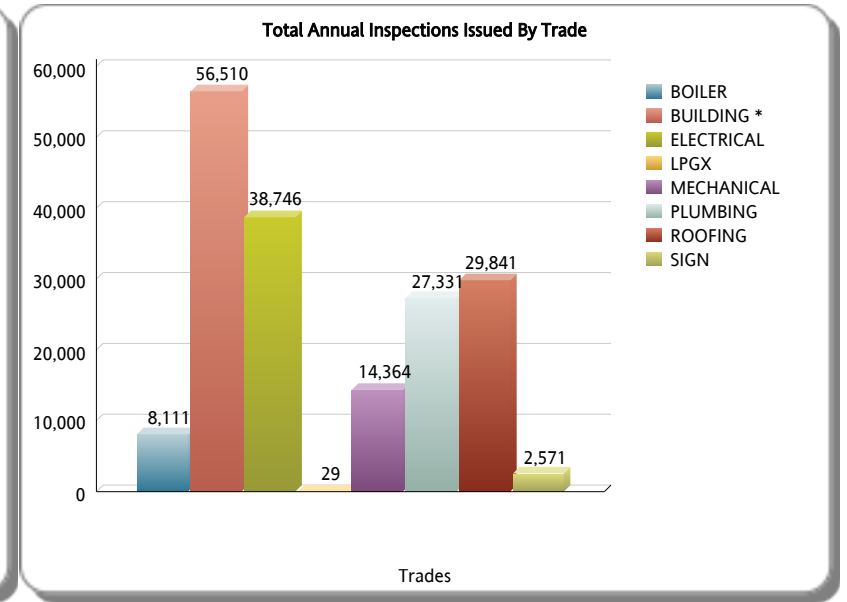
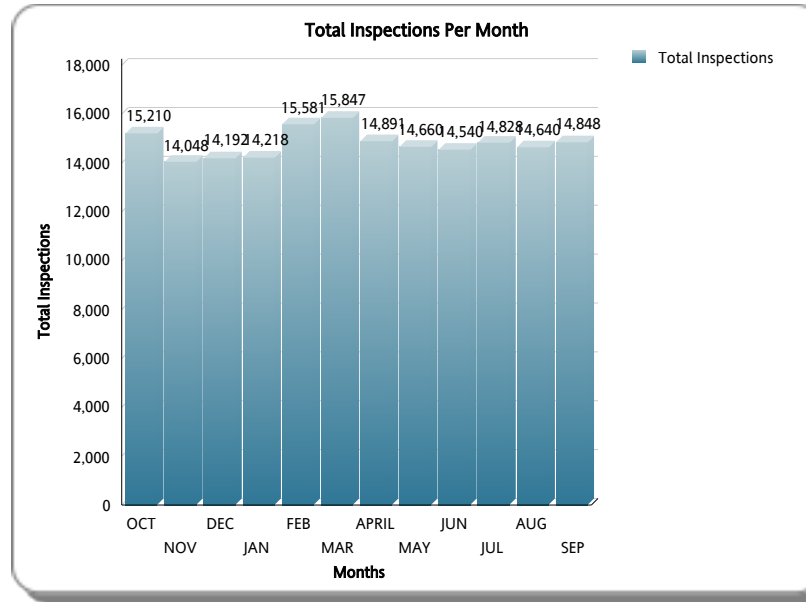
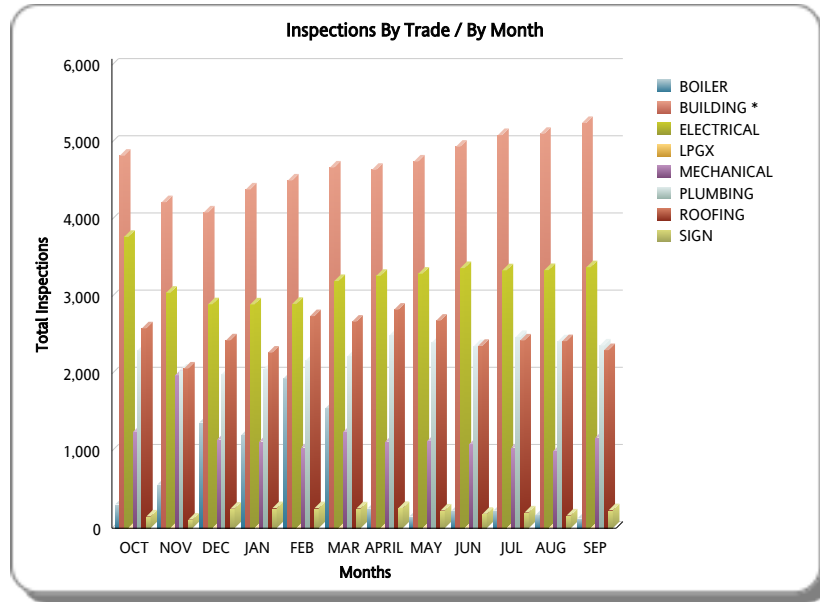
* Includes Zoning Inspections
 Oct 20, 2014

MIAMI-DADE COUNTY

DEPARTMENT OF REGULATORY AND ECONOMIC RESOURCES (RER)

Annual Inspections

FY: 2013 / 2014
From OCTOBER 2013 To SEPTEMBER 2014



* Includes Zoning Inspections
Oct 20, 2014