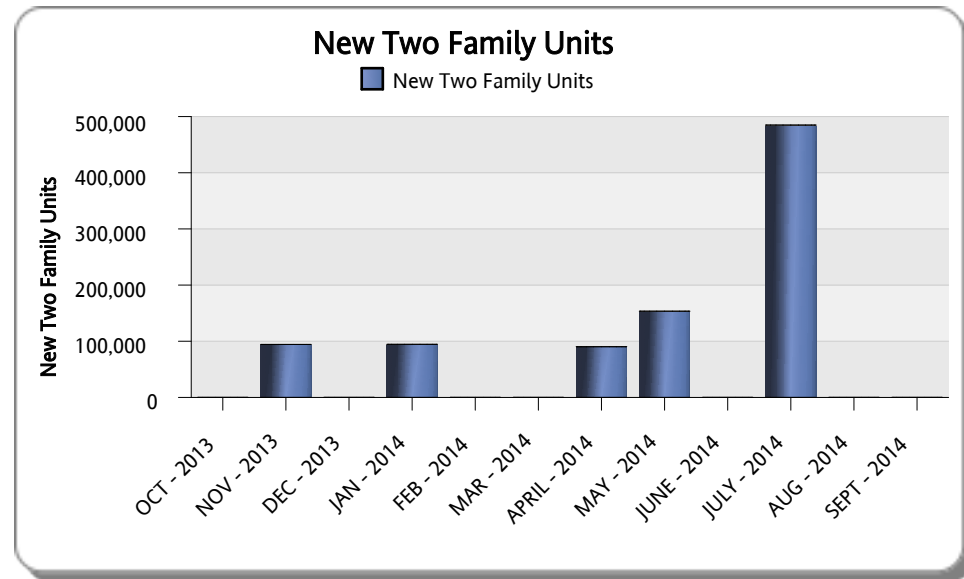
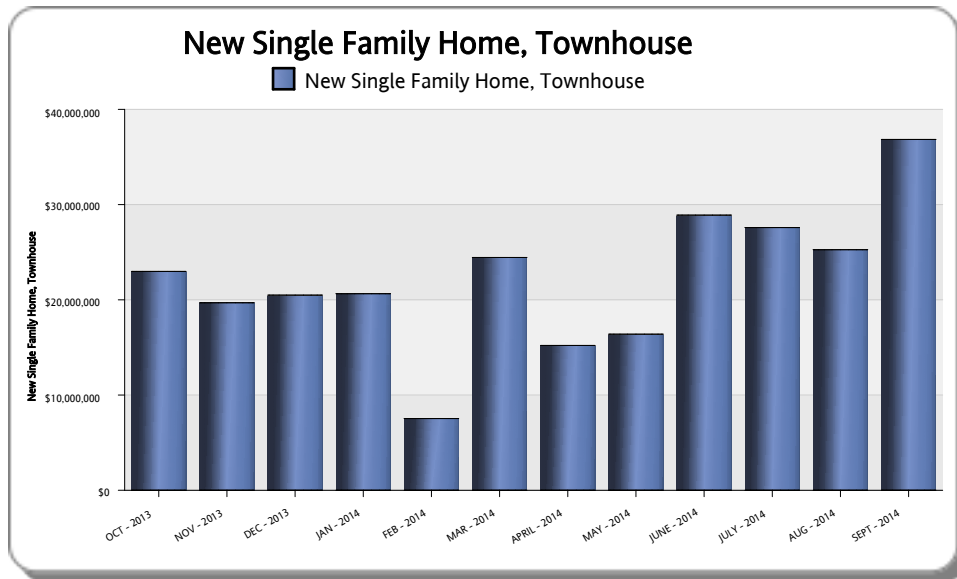


**MIAMI-DADE COUNTY
DEPARTMENT OF REGULATORY AND ECONOMIC RESOURCES (RER)**

Estimated Value of Construction for New, Single and Multi Family Homes

Fiscal Year: 2013 / 2014

	OCT - 2013		NOV - 2013		DEC - 2013		JAN - 2014		FEB - 2014		MAR - 2014		APRIL - 2014		MAY - 2014		JUNE - 2014		JULY - 2014		AUG - 2014											
	# of BLDG	Est. Cost	# Units	# of BLDG	Est. Cost	# Units	# of BLDG	Est. Cost	# Units	# of BLDG	Est. Cost	# Units	# of BLDG	Est. Cost	# Units	# of BLDG	Est. Cost	# Units	# of BLDG	Est. Cost	# Units	# of BLDG	Est. Cost									
New Single Family Home, Townhouse	63	\$10,967,972	63	60	\$10,301,717	60	58	\$8,731,957	58	61	\$10,758,717	61	44	\$6,260,787	44	49	\$12,876,379	49	79	\$14,912,818	79	67	\$15,427,863	67	80	\$16,516,495	80	92	\$23,068,604	92	104	\$25,254,141
New Two Family Units	0	\$0	0	1	\$94,320	2	0	\$0	0	1	\$94,500	2	0	\$0	0	0	\$0	0	1	\$90,270	2	1	\$153,495	2	0	\$0	0	1	\$484,812	2	0	\$0
New Apartment Buildings 3 or 4 Units	0	\$0	0	0	\$0	0	0	\$0	0	0	\$0	0	0	\$0	0	0	\$0	0	0	\$0	0	0	\$0	0	1	\$382,260	4	0	\$0	0	0	\$0
New Apartment Buildings 5 or more Units	8	\$12,015,221	136	7	\$9,298,500	117	9	\$11,756,834	230	11	\$9,791,310	124	1	\$1,270,750	11	13	\$11,570,595	131	2	\$204,500	10	2	\$807,470	34	16	\$11,993,030	112	4	\$4,034,961	37	1	\$9,875
Total Per Month	71	\$22,983,193	199	68	\$19,694,537	179	67	\$20,488,791	288	73	\$20,644,527	187	45	\$7,531,537	55	62	\$24,446,974	180	82	\$15,207,588	91	70	\$16,388,828	103	97	\$28,891,785	196	97	\$27,588,377	131	105	\$25,264,016

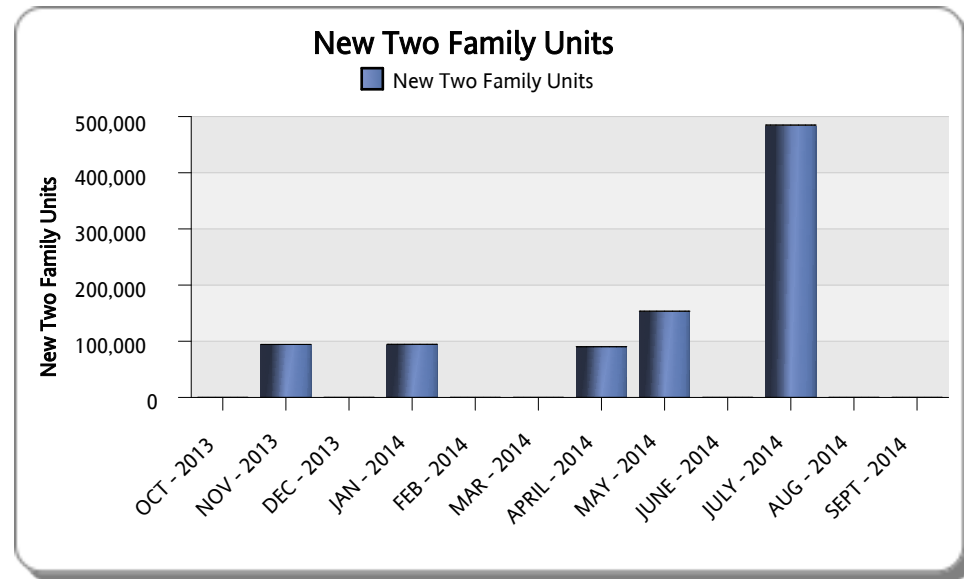
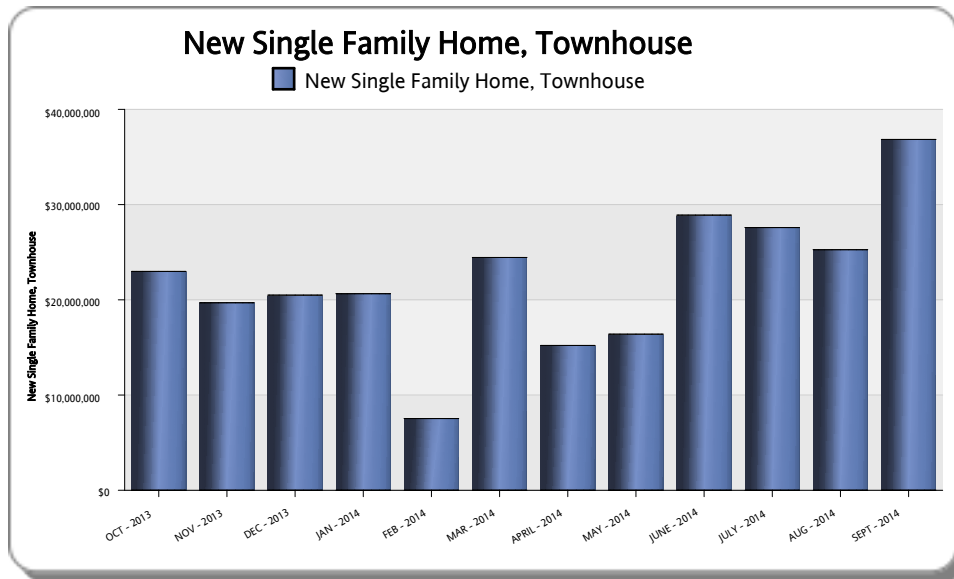


**MIAMI-DADE COUNTY
DEPARTMENT OF REGULATORY AND ECONOMIC RESOURCES (RER)**

Estimated Value of Construction for New, Single and Multi Family Homes

Fiscal Year: 2013 / 2014

	SEPT - 2014				YTD Est. Cost Total
	# Units	# of BLDG	Est. Cost	# Units	
New Single Family Home, Townhouse	104	114	\$29,534,378	114	\$184,611,828
New Two Family Units	0	0	\$0	0	\$917,397
New Apartment Buildings 3 or 4 Units	0	0	\$0	0	\$382,260
New Apartment Buildings 5 or more Units	5	10	\$7,306,927	100	\$80,059,973
Total Per Month	109	124	\$36,841,305	214	265,971,458



MIAMI-DADE COUNTY
DEPARTMENT OF REGULATORY AND ECONOMIC RESOURCES (RER)

Estimated Value of Construction for New, Single and Multi Family Homes

Fiscal Year: 2013 / 2014

