

MIAMI-DADE COUNTY
DEPARTMENT OF REGULATORY AND ECONOMIC RESOURCES (RER)
PLANS PROCESSING - REVISION
Initial Review Only
Business Plan
**Includes Mplantrk and Fastrack only*
FY: 2013 / 2014
From OCTOBER 2013 To SEPTEMBER 2014

TRADE	First Quarter					
	TOTAL	APPROVED	REJECTED	Approved as Noted	Not Applicable	% REJECTION
Building	1,289	844	324	78	43	25%
Derm	1,354	1,170	127	0	57	9%
Electrical	1,126	831	71	171	53	6%
Gas	32	18	10	3	1	31%
Handicap	5	3	0	0	2	0%
Mechanical	782	425	40	179	138	5%
Plumbing	935	627	182	67	59	19%
Public Works	266	216	13	0	37	5%
Shop Drawing	33	19	7	0	7	21%
Sign	26	21	1	0	4	4%
Structural	889	640	230	9	10	26%
Zoning	979	836	122	0	21	12%
RER DEPT TOTAL	7,716	5,650	1,127	507	432	15%
Fire	1,099	641	141	0	317	13%
OTHER TOTAL	1,099	641	141	0	317	13%
TOTAL	8,815	6,291	1,268	507	749	14%

TRADE	Second Quarter					
	TOTAL	APPROVED	REJECTED	Approved as Noted	Not Applicable	% REJECTION
Building	1,174	778	296	59	41	25%
Derm	1,233	1,093	98	1	41	8%
Electrical	1,034	735	82	159	58	8%
Gas	39	22	15	0	2	38%
Handicap	4	2	0	0	2	0%
Mechanical	787	477	58	136	116	7%
Plumbing	851	528	142	111	70	17%
Public Works	275	220	10	0	45	4%
Shop Drawing	22	20	0	0	2	0%
Sign	40	34	3	0	3	8%
Structural	901	655	204	15	27	23%
Zoning	911	782	107	0	22	12%
RER TOTAL	7,271	5,346	1,015	481	429	14%
Fire	1,056	618	141	1	296	13%
OTHER	1,056	618	141	1	296	13%
Total	8,327	5,964	1,156	482	725	14%

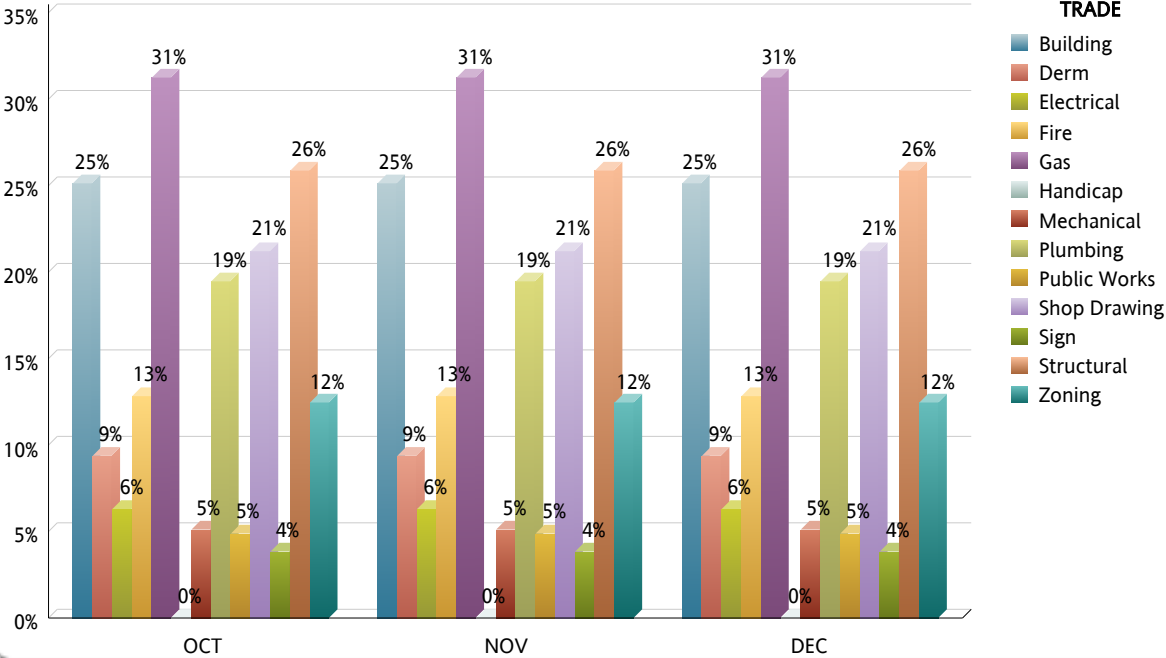
MIAMI-DADE COUNTY
DEPARTMENT OF REGULATORY AND ECONOMIC RESOURCES (RER)
PLANS PROCESSING - REVISION
Initial Review Only
Business Plan
**Includes Mplantrk and Fastrack only*
FY: 2013 / 2014
From OCTOBER 2013 To SEPTEMBER 2014

TRADE	Third Quarter					
	TOTAL	APPROVED	REJECTED	Approved as Noted	Not Applicable	% REJECTION
Building	1,291	865	327	57	42	25%
Derm	1,465	1,220	122	0	123	8%
Electrical	1,076	793	57	174	52	5%
Gas	35	16	11	5	3	31%
Handicap	4	4	0	0	0	0%
Mechanical	656	385	56	124	91	9%
Plumbing	855	584	138	81	52	16%
Public Works	263	200	11	0	52	4%
Shop Drawing	32	25	3	0	4	9%
Sign	37	31	1	0	5	3%
Structural	981	657	289	13	22	29%
Zoning	946	842	93	0	11	10%
RER TOTAL	7,641	5,622	1,108	454	457	15%
Fire	1,010	584	157	0	269	16%
OTHER	1,010	584	157	0	269	16%
Total	8,651	6,206	1,265	454	726	15%

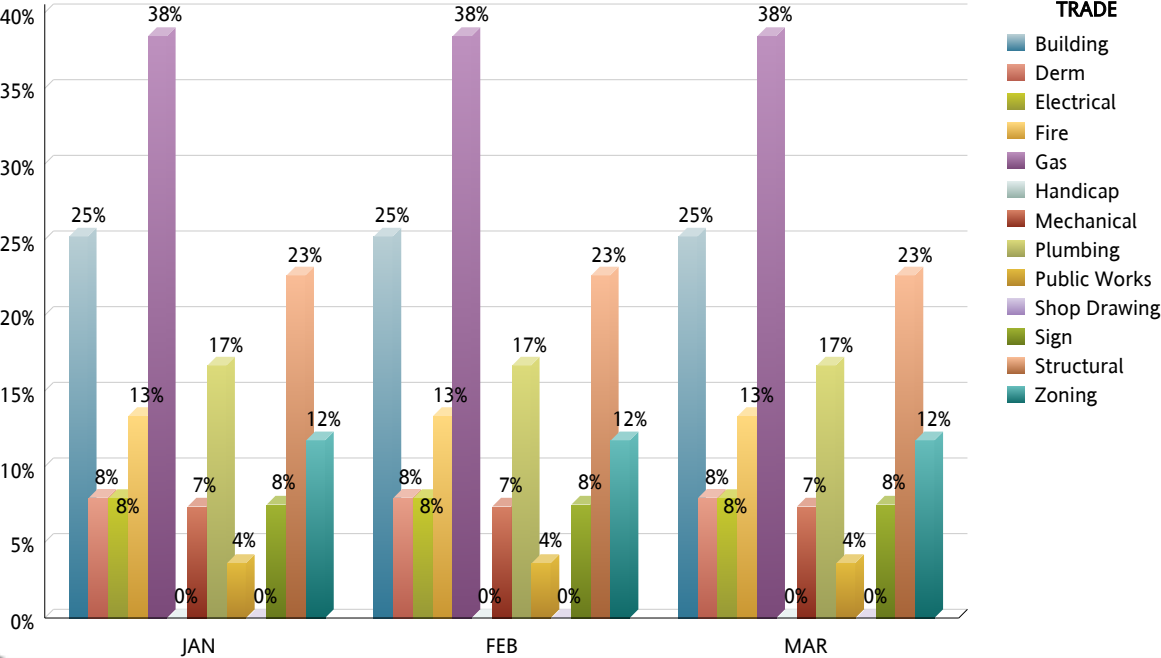
TRADE	Fourth Quarter					
	TOTAL	APPROVED	REJECTED	Approved as Noted	Not Applicable	% REJECTION
Building	1,201	771	308	77	45	26%
Derm	1,337	1,186	130	4	17	10%
Electrical	999	718	50	186	45	5%
Gas	32	18	8	4	2	25%
Handicap	5	3	0	0	2	0%
Mechanical	583	343	47	79	114	8%
Plumbing	846	538	171	81	56	20%
Public Works	233	169	10	0	54	4%
Shop Drawing	37	25	5	0	7	14%
Sign	39	29	5	0	5	13%
Structural	958	674	233	31	20	24%
Zoning	979	851	119	0	9	12%
RER TOTAL	7,249	5,325	1,086	462	376	15%
Fire	1,013	587	218	0	208	22%
OTHER	1,013	587	218	0	208	22%
Total	8,262	5,912	1,304	462	584	16%

MIAMI-DADE COUNTY
DEPARTMENT OF REGULATORY AND ECONOMIC RESOURCES (RER)
PLANS PROCESSING - REVISION
Initial Review Only
Business Plan
**Includes Mplantrk and Fastrack only*
FY: 2013 / 2014
From OCTOBER 2013 To SEPTEMBER 2014

Rejection Rate - First Quarter
FY: 2013 / 2014

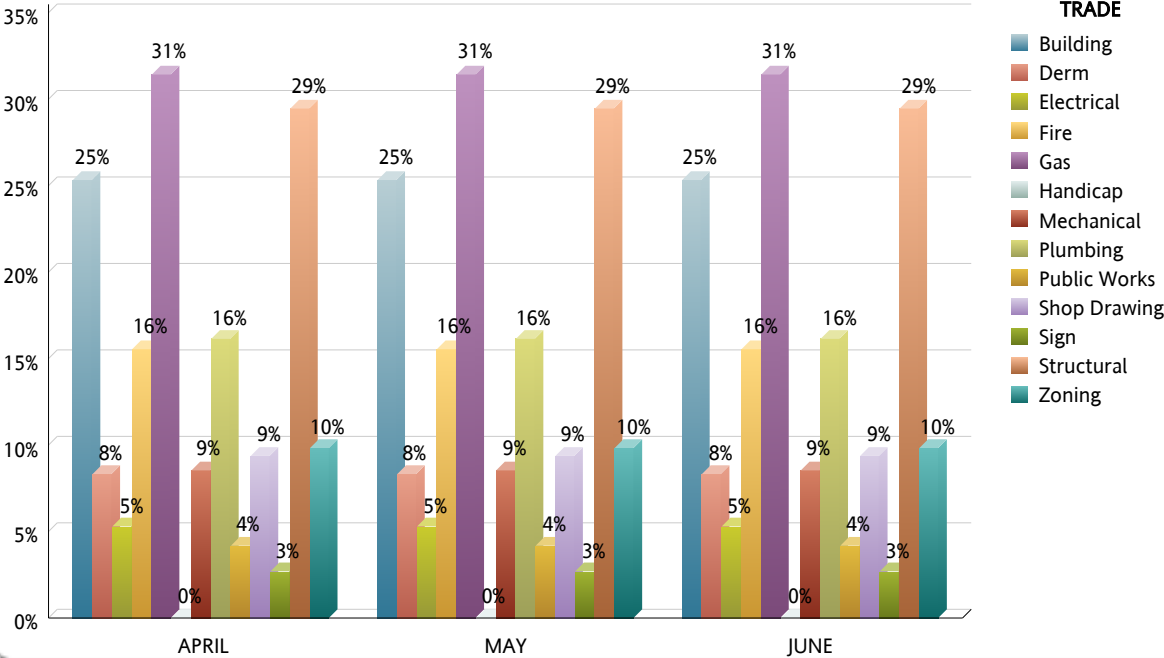


Rejection Rate - Second Quarter
FY: 2013 / 2014



MIAMI-DADE COUNTY
DEPARTMENT OF REGULATORY AND ECONOMIC RESOURCES (RER)
PLANS PROCESSING - REVISION
Initial Review Only
Business Plan
**Includes Mplantrk and Fastrack only*
FY: 2013 / 2014
From OCTOBER 2013 To SEPTEMBER 2014

Rejection Rate - Third Quarter
FY: 2013 / 2014



Rejection Rate - Fourth Quarter
FY: 2013 / 2014

