

MIAMI-DADE COUNTY
DEPARTMENT OF REGULATORY AND ECONOMIC RESOURCES (RER)
PLANS PROCESSING - WALKTHRUS
Initial Review Only
Business Plan
**Includes Mplantrk, Fastrack and DUP*
FY: 2013 / 2014
From OCTOBER 2013 To SEPTEMBER 2014

TRADE	First Quarter					
	TOTAL	APPROVED	REJECTED	Approved as Noted	Not Applicable	% REJECTION
Building	3,451	1,608	1,622	204	17	47%
Derm	3,125	1,773	1,295	0	57	41%
Electrical	1,698	639	293	585	181	17%
Gas	62	19	31	7	5	50%
Mechanical	1,403	243	333	632	195	24%
Plumbing	1,464	330	596	282	256	41%
Public Works	1,190	854	252	0	84	21%
Shop Drawing	395	266	118	0	11	30%
Sign	146	32	114	0	0	78%
Structural	3,650	1,735	1,699	116	100	47%
Zoning	2,596	1,287	1,177	0	132	45%
RER DEPT TOTAL	19,180	8,786	7,530	1,826	1,038	39%
Fire	1,789	931	748	0	110	42%
OTHER TOTAL	1,789	931	748	0	110	42%
TOTAL	20,969	9,717	8,278	1,826	1,148	39%

TRADE	Second Quarter					
	TOTAL	APPROVED	REJECTED	Approved as Noted	Not Applicable	% REJECTION
Building	3,645	1,825	1,674	137	9	46%
Derm	2,798	1,561	1,196	0	41	43%
Electrical	1,728	689	249	594	196	14%
Gas	47	16	22	8	1	47%
Mechanical	1,180	247	228	408	297	19%
Plumbing	1,499	359	589	278	273	39%
Public Works	1,153	836	237	0	80	21%
Shop Drawing	457	305	142	2	8	31%
Sign	205	49	155	0	1	76%
Structural	3,625	1,907	1,559	90	69	43%
Zoning	2,699	1,346	1,182	1	170	44%
RER TOTAL	19,036	9,140	7,233	1,518	1,145	38%
Fire	1,720	753	815	0	152	47%
OTHER	1,720	753	815	0	152	47%
Total	20,756	9,893	8,048	1,518	1,297	39%

MIAMI-DADE COUNTY
DEPARTMENT OF REGULATORY AND ECONOMIC RESOURCES (RER)
PLANS PROCESSING - WALKTHRUS
Initial Review Only
Business Plan
**Includes Mplantrk, Fastrack and DUP*
FY: 2013 / 2014
From OCTOBER 2013 To SEPTEMBER 2014

TRADE	Third Quarter					
	TOTAL	APPROVED	REJECTED	Approved as Noted	Not Applicable	% REJECTION
Building	4,425	2,234	1,945	216	30	44%
Derm	3,870	2,256	1,584	0	30	41%
Electrical	2,259	878	373	734	274	17%
Gas	71	18	33	9	11	46%
Mechanical	1,558	299	351	538	370	23%
Plumbing	1,935	410	795	392	338	41%
Public Works	1,466	880	323	0	263	22%
Shop Drawing	698	478	213	1	6	31%
Sign	254	64	189	0	1	74%
Structural	5,017	2,628	2,165	108	116	43%
Zoning	3,664	1,925	1,529	0	210	42%
RER TOTAL	25,217	12,070	9,500	1,998	1,649	38%
Fire	2,002	920	895	0	187	45%
OTHER	2,002	920	895	0	187	45%
Total	27,219	12,990	10,395	1,998	1,836	38%

TRADE	Fourth Quarter					
	TOTAL	APPROVED	REJECTED	Approved as Noted	Not Applicable	% REJECTION
Building	4,334	2,131	1,967	217	19	45%
Derm	3,787	2,203	1,561	3	20	41%
Electrical	2,221	929	351	717	224	16%
Gas	62	24	24	12	2	39%
Mechanical	1,734	372	496	431	435	29%
Plumbing	2,017	444	834	390	349	41%
Public Works	1,589	908	367	0	314	23%
Shop Drawing	776	585	173	9	9	22%
Sign	249	77	169	0	3	68%
Structural	5,370	2,712	2,373	179	106	44%
Zoning	3,625	1,983	1,431	2	209	39%
RER TOTAL	25,764	12,368	9,746	1,960	1,690	38%
Fire	2,019	971	877	0	171	43%
OTHER	2,019	971	877	0	171	43%
Total	27,783	13,339	10,623	1,960	1,861	38%

MIAMI-DADE COUNTY
DEPARTMENT OF REGULATORY AND ECONOMIC RESOURCES (RER)

PLANS PROCESSING - WALKTHRU

Initial Review Only

Business Plan

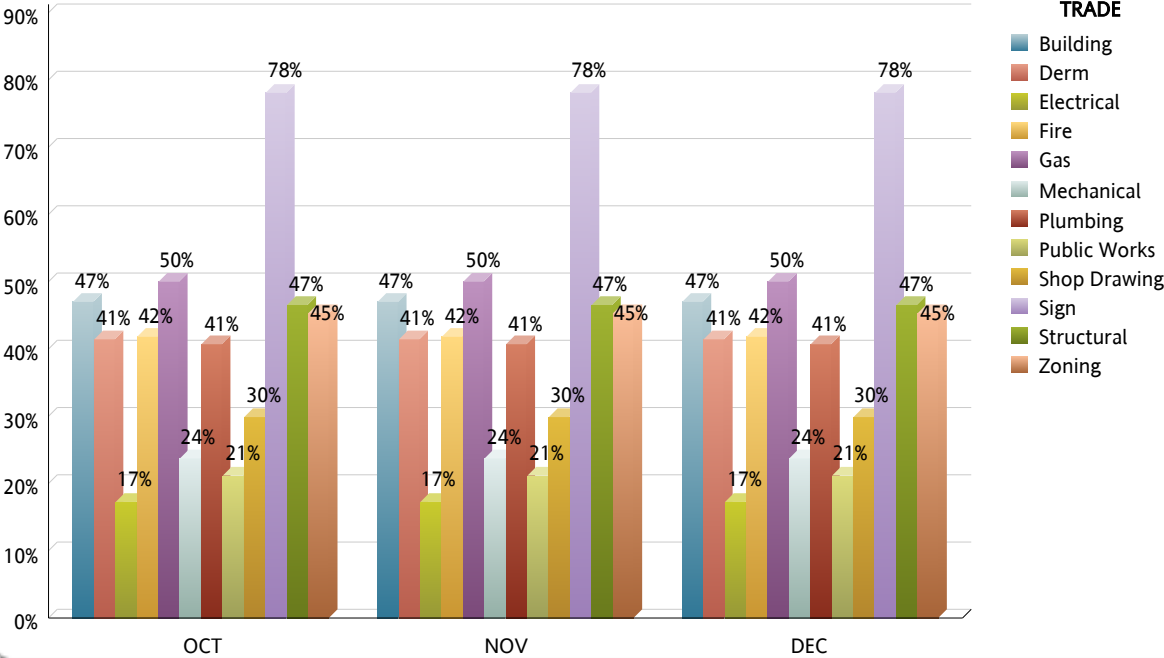
**Includes Mplantrk, Fastrack and DUP*

FY: 2013 / 2014

From OCTOBER 2013 To SEPTEMBER 2014

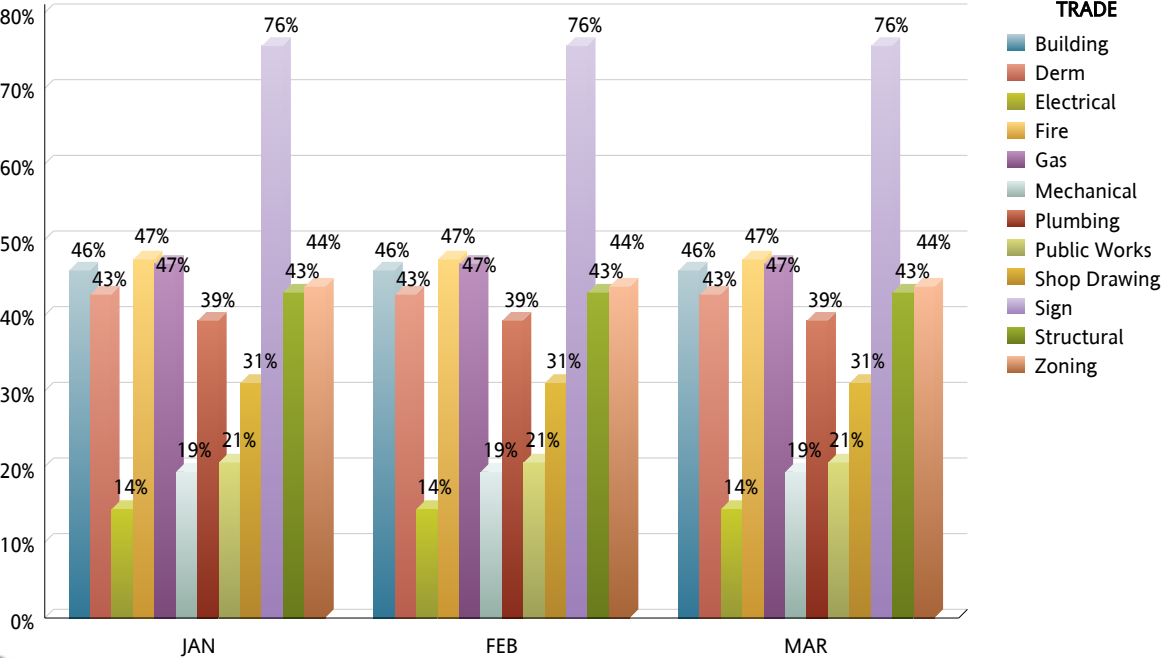
Rejection Rate - First Quarter

FY: 2013 / 2014



Rejection Rate - Second Quarter

FY: 2013 / 2014



MIAMI-DADE COUNTY
DEPARTMENT OF REGULATORY AND ECONOMIC RESOURCES (RER)

PLANS PROCESSING - WALKTHRU

Initial Review Only

Business Plan

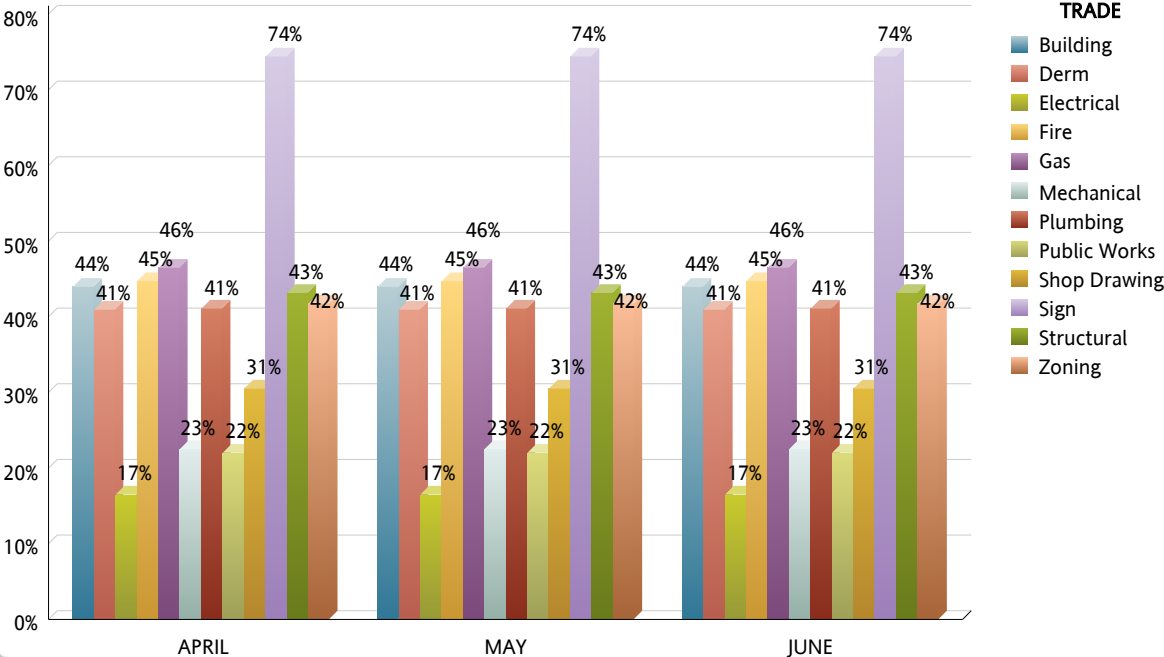
**Includes Mplantrk, Fastrack and DUP*

FY: 2013 / 2014

From OCTOBER 2013 To SEPTEMBER 2014

Rejection Rate - Third Quarter

FY: 2013 / 2014



Rejection Rate - Fourth Quarter

FY: 2013 / 2014

