

Miami-Dade County

DEPARTMENT OF REGULATORY AND ECONOMIC RESOURCES (RER)

Total Permits Issued by Trade

FY: 2013 / 2014

From October 2013 To September 2014

TRADE	FIRST QUARTER
	#PERMITS ISSUED
Building	3,254
Electrical	2,768
LPGX	30
Mechanical	1,443
Plumbing	1,442
Roofing	1,593
Sign	175
Total	10,705

TRADE	SECOND QUARTER
	#PERMITS ISSUED
Building	3,179
Electrical	2,931
LPGX	28
Mechanical	1,437
Plumbing	1,426
Roofing	1,847
Sign	166
Total	11,014

TRADE	THIRD QUARTER
	#PERMITS ISSUED
Building	4,035
Electrical	3,020
LPGX	46
Mechanical	1,626
Plumbing	1,571
Roofing	1,879
Sign	224
Total	12,401

TRADE	FOURTH QUARTER
	#PERMITS ISSUED
Building	4,023
Electrical	3,093
LPGX	49
Mechanical	1,718
Plumbing	1,577
Roofing	1,669
Sign	275
Total	12,404

Miami-Dade County

DEPARTMENT OF REGULATORY AND ECONOMIC RESOURCES (RER)

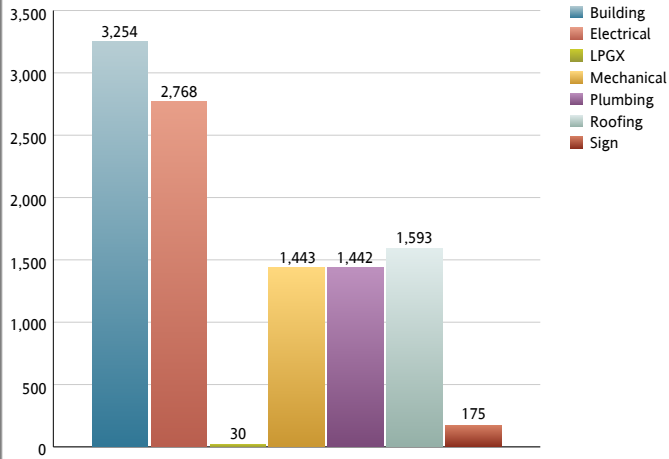
Total Permits Issued by Trade

FY: 2013 / 2014

From October 2013 To September 2014

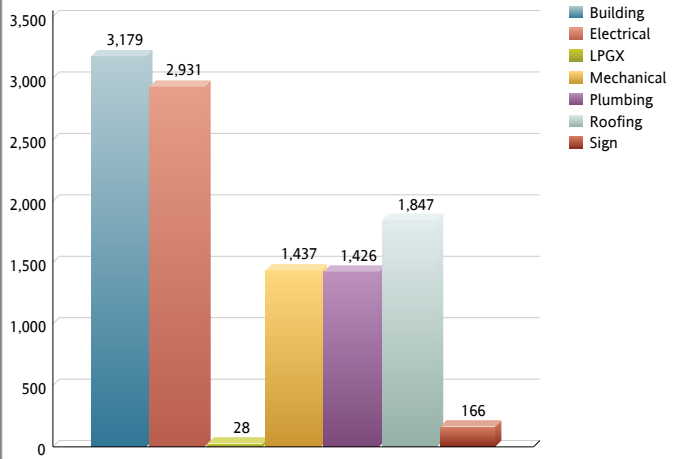
Permits Issued - First Quarter

FY: 2013 / 2014 Total: 10,705



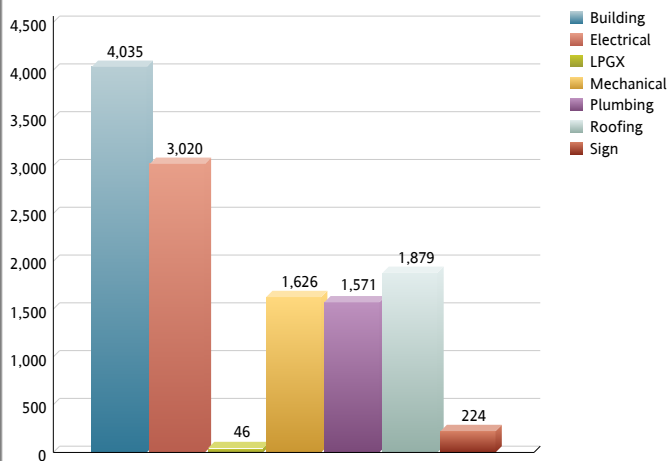
Permits Issued - Second Quarter

FY: 2013 / 2014 Total: 11,014



Permits Issued - Third Quarter

FY: 2013 / 2014 Total: 12,401



Permits Issued - Fourth Quarter

FY: 2013 / 2014 Total: 12,404

