MIAMI-DADE COUNTY
DEPARTMENT OF REGULATORY AND ECONOMIC RESOURCES (RER)
UNSAFE STRUCTURES MEASURES Fiscal Year 2013-2014

COMMERCIAL NO INJUNCTION (ALL PROPERTIES)	OCT		NOV		DEC		JAN		FEB		MAR		APR		MAY		JUN		JUL		AUG		SEPT		YTD TOTAL	
Average Number of Days from Intake (open date) to Initial Inspection Request (act. 110) / # of cases	0	16	2	10	18	22	951	16	11	16	15	14	30	20	5	18	11	32	1	12	4	13	0	8	87	197
Average Number of Days from Initial Inspection Request (act. 110) to Closing | Cases closed	977	16	746	10	784	22	25	16	716	16	1080	14	1057	20	666	18	1306	32	707	12	889	13	948	8	862	197
Average Number of Days from Initial Inspection Request (act. 110) to Initial Assessment (act. 107) / # of cases	178	13	28	9	129	13	118	13	82	15	64	11	153	16	51	14	53	27	48	9	130	12	32	3	93	155
Average Number of Days from Initial Assessment (act. 107) to Title Search (act. N5) / # of cases	12	9	10	9	8	13	2	13	18	11	11	11	22	10	11	14	16	13	12	8	24	11	10	3	13	125
Average Number of Days from Title Search (act. N5) to NOV Mailed (act.119) / # of cases	35	9	29	4	14	3	87	3	129	2	19	4	19	4	98	2	59	3	25	2	29	3	12	2	41	41
Average Number of Days from NOV Mailed (act.119) to Hearing (act. 66/52B) / # of cases	65	6	100	3	92	4	115	2	149	1	332	5	108	5	103	3	413	8	65	1	343	4	103	2	202	44
Average Number of Days from Hearing (act. 66/52B) to Case Closed / # of cases	812	13	934	5	744	10	467	9	353	10	1263	8	914	11	790	8	1210	21	594	7	725	9	1558	3	857	114

COMMERCIAL WITH INJUNCTION (ALL PROPERTIES)	OCT		NOV		DEC		JAN		FEB		MAR		APR		MAY		JUN		JUL		AUG		SEPT		YTD TOTAL	
Average Number of Days from Intake (open date) to Initial Inspection Request (act. 110) / # of cases	6	2	0	3	1	8	0	1	0	2	0	4	36	3	0	1	12	1	13	2	0	1	0	1	6	29
Average Number of Days from Initial Inspection Request (act. 110) to Closing | Cases closed	2867	2	2107	3	4008	8	1075	1	4491	2	2037	4	3113	3	1579	1	2527	1	2121	2	2746	1	3507	1	2975	29
Average Number of Days from Initial Inspection Request (act. 110) to Initial Assessment (act. 107) / # of cases	23	1	82	3	0	0	39	1	4	1	146	3	42	2	5	1	2	1	4	2	23	1	150	1	60	17
Average Number of Days from Initial Assessment (act. 107) to Title Search (act. N5) / # of cases	17	1	122	1	0	0	3	1	0	0	10	3	30	2	13	1	19	1	2	1	0	0	0	0	24	11
Average Number of Days from Title Search (act. N5) to NOV Mailed (act.119) / # of cases	4	1	62	1	0	0	127	1	0	0	66	3	19	2	25	1	8	1	0	0	0	0	0	0	46	10
Average Number of Days from NOV Mailed (act.119) to Hearing (act. 66/52B) / # of cases	138	2	119	3	94	2	117	1	174	1	75	4	76	2	75	1	105	1	301	1	98	1	184	1	116	20
Average Number of Days from Hearing (act. 66/52B) to Case Closed / # of cases	2575	2	1783	3	4198	2	789	1	4115	2	1723	4	2896	3	1461	1	2393	1	1868	2	2613	1	3170	1	2472	23

COMMERCIAL NO INJUNCTION (EXCLUDING COUNTY PROPERTIES)	OCT		NOV		DEC		JAN		FEB		MAR		APR		MAY		JUN		JUL		AUG		SEPT		YTD TOTAL	
Average Number of Days from Intake (open date) to Initial Inspection Request (act. 110) / # of cases	0	12	2	10	14	19	25	16	11	15	16	13	27	17	6	16	13	29	1	7	4	13	0	8	12	175
Average Number of Days from Initial Inspection Request (act. 110) to Closing | Cases closed	652	12	746	10	829	19	951	16	750	15	807	13	1133	17	688	16	1379	29	728	7	889	13	948	8	929	175
Average Number of Days from Initial Inspection Request (act. 110) to Initial Assessment (act. 107) / # of cases	221	10	28	9	128	12	118	13	87	14	64	11	117	14	51	14	50	26	16	5	130	12	32	3	90	143
Average Number of Days from Initial Assessment (act. 107) to Title Search (act. N5) / # of cases	12	9	10	9	8	12	2	13	18	11	11	11	19	9	11	12	13	12	16	5	24	11	10	3	13	117
Average Number of Days from Title Search (act. N5) to NOV Mailed (act.119) / # of cases	35	3	29	4	14	3	87	3	129	2	19	4	19	4	98	2	59	3	25	2	29	3	12	2	42	35
Average Number of Days from NOV Mailed (act.119) to Hearing (act. 66/52B) / # of cases	59	3	100	3	79	3	115	2	149	1	127	4	108	5	103	3	413	8	65	1	343	4	103	2	190	39
Average Number of Days from Hearing (act. 66/52B) to Case Closed / # of cases	407	9	934	4	698	9	467	9	353	10	948	7	1046	9	790	8	1248	20	788	3	725	9	1558	3	823	100

COMMERCIAL WITH INJUNCTION (EXCLUDING COUNTY PROPERTIES)	OCT		NOV		DEC		JAN		FEB		MAR		APR		MAY		JUN		JUL		AUG		SEPT		YTD TOTAL	
Average Number of Days from Intake (open date) to Initial Inspection Request (act. 110) / # of cases	6	2	0	3	1	8	0	1	0	2	0	4	36	3	0	1	12	1	13	2	0	1	0	1	6	29
Average Number of Days from Initial Inspection Request (act. 110) to Closing | Cases closed	2867	2	2107	3	4008	8	1075	1	4491	2	2037	4	3113	3	1579	1	2527	1	2121	2	2746	1	3507	1	2975	29
Average Number of Days from Initial Inspection Request (act. 110) to Initial Assessment (act. 107) / # of cases	23	1	82	3	0	0	39	1	4	1	146	3	42	2	5	1	2	1	4	2	23	1	150	1	60	17
Average Number of Days from Initial Assessment (act. 107) to Title Search (act. N5) / # of cases	17	1	122	1	0	0	3	1	0	0	10	3	30	2	13	1	19	1	2	1	0	0	0	0	24	11
Average Number of Days from Title Search (act. N5) to NOV Mailed (act.119) / # of cases	4	1	62	1	0	0	127	1	0	0	66	3	19	2	25	1	8	1	0	0	0	0	0	0	46	10
Average Number of Days from NOV Mailed (act.119) to Hearing (act. 66/52B) / # of cases	138	2	119	3	94	2	117	1	174	1	75	4	76	2	75	1	105	1	301	1	98	1	184	1	116	20
Average Number of Days from Hearing (act. 66/52B) to Case Closed / # of cases	2575	2	1783	3	4198	2	789	1	4115	2	1723	4	2896	3	1461	1	2393	1	1868	2	2613	1	3170	1	2472	23

COMMERCIAL NO INJUNCTION (COUNTY PROPERTIES)	OCT		NOV		DEC		JAN		FEB		MAR		APR		MAY		JUN		JUL		AUG		SEPT		YTD TOTAL	
Average Number of Days from Intake (open date) to Initial Inspection Request (act. 110) / # of cases	0	4	0	0	499	3	0	0	0	1	0	1	46	3	0	2	0	3	0	1	0	0	0	0	91	18
Average Number of Days from Initial Inspection Request (act. 110) to Closing | Cases closed	1955	4	0	0	37	3	0	0	201	1	4638	1	626	3	489	2	603	3	232	1	0	0	0	0	982	18
Average Number of Days from Initial Inspection Request (act. 110) to Initial Assessment (act. 107) / # of cases	34	3	0	0	151	1	0	0	0	1	0	0	411	2	0	0	121	1	0	0	0	0	0	0	150	8
Average Number of Days from Initial Assessment (act. 107) to Title Search (act. N5) / # of cases	0	0	0	0	0	0	0	0	0	0	0	0	23	1	0	0	55	1	0	0	0	0	0	0	39	2
Average Number of Days from Title Search (act. N5) to NOV Mailed (act.119) / # of cases	0	0	0	0	0	0	0	0	0	0	0	0	0	0	0	0	0	0	0	0	0	0	0	0	0	0
Average Number of Days from NOV Mailed (act.119) to Hearing (act. 66/52B) / # of cases	72	3	0	0	131	1	0	0	0	0	1153	1	0	0	0	0	0	0	0	0	0	0	0	0	300	5
Average Number of Days from Hearing (act. 66/52B) to Case Closed / # of cases	1821	4	0	0	1155	1	0	0	0	0	3463	1	319	2	0	0	448	1	0	0	0	0	0	0	1443	9

COMMERCIAL WITH INJUNCTION (COUNTY PROPERTIES)	OCT		NOV		DEC		JAN		FEB		MAR		APR		MAY		JUN		JUL		AUG		SEPT		YTD TOTAL	
Average Number of Days from Intake (open date) to Initial Inspection Request (act. 110) / # of cases	0	0	0	0	0	0	0	0	0	0	0	0	0	0	0	0	0	0	0	0	0	0	0	0	0	0
Average Number of Days from Initial Inspection Request (act. 110) to Closing | Cases closed	0	0	0	0	0	0	0	0	0	0	0	0	0	0	0	0	0	0	0	0	0	0	0	0	0	0
Average Number of Days from Initial Inspection Request (act. 110) to Initial Assessment (act. 107) / # of cases	0	0	0	0	0	0	0	0	0	0	0	0	0	0	0	0	0	0	0	0	0	0	0	0	0	0
Average Number of Days from Initial Assessment (act. 107) to Title Search (act. N5) / # of cases	0	0	0	0	0	0	0	0	0	0	0	0	0	0	0	0	0	0	0	0	0	0	0	0	0	0
Average Number of Days from Title Search (act. N5) to NOV Mailed (act.119) / # of cases	0	0	0	0	0	0	0	0	0	0	0	0	0	0	0	0	0	0	0	0	0	0	0	0	0	0
Average Number of Days from NOV Mailed (act.119) to Hearing (act. 66/52B) / # of cases	0	0	0	0	0	0	0	0	0	0	0	0	0	0	0	0	0	0	0	0	0	0	0	0	0	0
Average Number of Days from Hearing (act. 66/52B) to Case Closed / # of cases	0	0	0	0	0	0	0	0	0	0	0	0	0	0	0	0	0	0	0	0	0	0	0	0	0	0

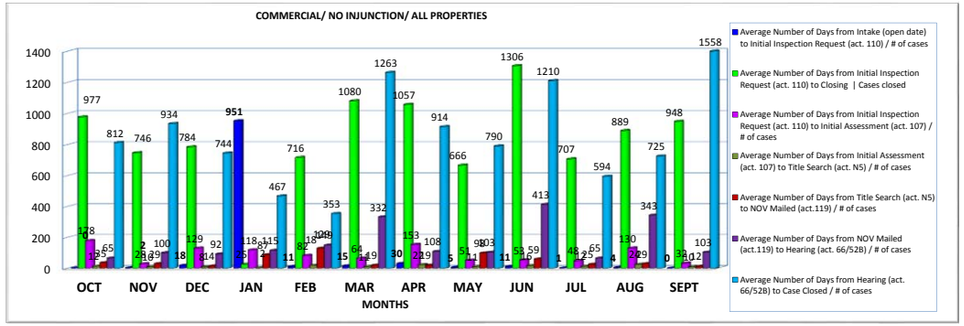
COMMERCIAL/ NO INJUNCTION/ ALL PROPERTIES
MONTHS
OCT NOV DEC JAN FEB MAR APR MAY JUN JUL AUG SEPT
Average Number of Days from Intake (open date) to Initial Inspection Request (act. 110) / # of cases
Average Number of Days from Initial Inspection Request (act. 110) to Closing | Cases closed
Average Number of Days from Initial Inspection Request (act. 110) to Initial Assessment (act. 107) / # of cases
Average Number of Days from Initial Assessment (act. 107) to Title Search (act. N5) / # of cases
Average Number of Days from Title Search (act. N5) to NOV Mailed (act.119) / # of cases
Average Number of Days from NOV Mailed (act.119) to Hearing (act. 66/52B) / # of cases
Average Number of Days from Hearing (act. 66/52B) to Case Closed / # of cases

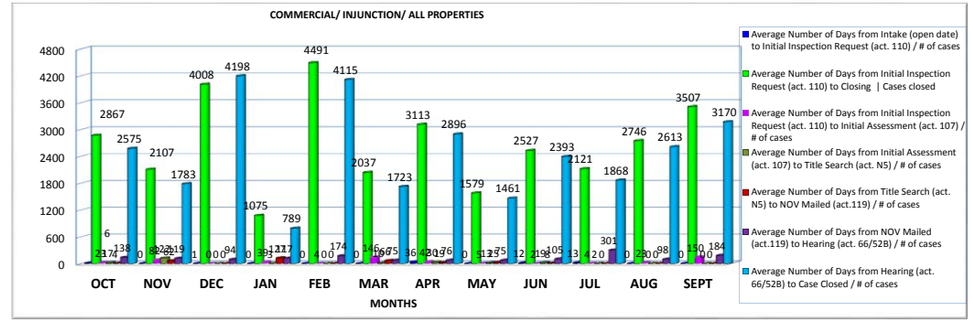
COMMERCIAL/ INJUNCTION/ ALL PROPERTIES
MONTHS
OCT NOV DEC JAN FEB MAR APR MAY JUN JUL AUG SEPT
Average Number of Days from Intake (open date) to Initial Inspection Request (act. 110) / # of cases
Average Number of Days from Initial Inspection Request (act. 110) to Closing | Cases closed
Average Number of Days from Initial Inspection Request (act. 110) to Initial Assessment (act. 107) / # of cases
Average Number of Days from Initial Assessment (act. 107) to Title Search (act. N5) / # of cases
Average Number of Days from Title Search (act. N5) to NOV Mailed (act.119) / # of cases
Average Number of Days from NOV Mailed (act.119) to Hearing (act. 66/52B) / # of cases
Average Number of Days from Hearing (act. 66/52B) to Case Closed / # of cases

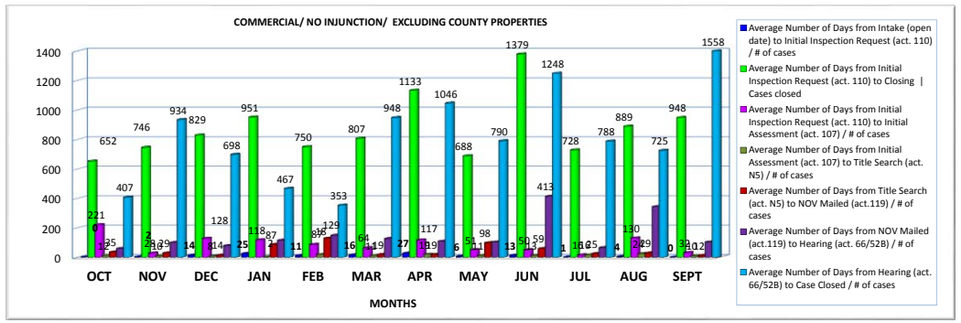
COMMERCIAL/ NO INJUNCTION/ EXCLUDING COUNTY PROPERTIES
MONTHS
OCT NOV DEC JAN FEB MAR APR MAY JUN JUL AUG SEPT
Average Number of Days from Intake (open date) to Initial Inspection Request (act. 110) / # of cases
Average Number of Days from Initial Inspection Request (act. 110) to Closing | Cases closed
Average Number of Days from Initial Inspection Request (act. 110) to Initial Assessment (act. 107) / # of cases
Average Number of Days from Initial Assessment (act. 107) to Title Search (act. N5) / # of cases
Average Number of Days from Title Search (act. N5) to NOV Mailed (act.119) / # of cases
Average Number of Days from NOV Mailed (act.119) to Hearing (act. 66/52B) / # of cases
Average Number of Days from Hearing (act. 66/52B) to Case Closed / # of cases

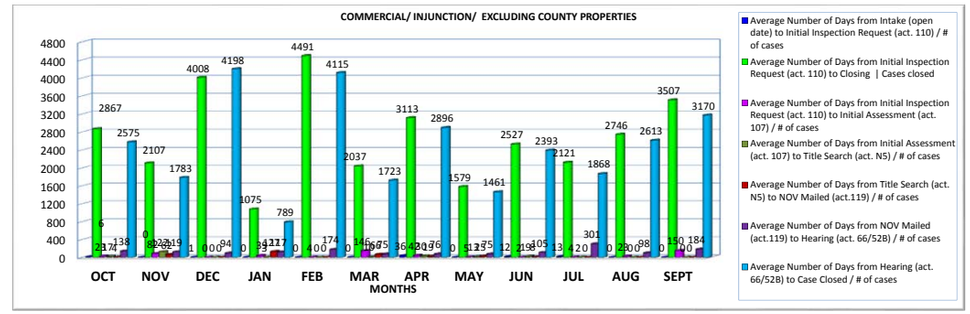
COMMERCIAL/ INJUNCTION/ EXCLUDING COUNTY PROPERTIES
MONTHS
OCT NOV DEC JAN FEB MAR APR MAY JUN JUL AUG SEPT
Average Number of Days from Intake (open date) to Initial Inspection Request (act. 110) / # of cases
Average Number of Days from Initial Inspection Request (act. 110) to Closing | Cases closed
Average Number of Days from Initial Inspection Request (act. 110) to Initial Assessment (act. 107) / # of cases
Average Number of Days from Initial Assessment (act. 107) to Title Search (act. N5) / # of cases
Average Number of Days from Title Search (act. N5) to NOV Mailed (act.119) / # of cases
Average Number of Days from NOV Mailed (act.119) to Hearing (act. 66/52B) / # of cases
Average Number of Days from Hearing (act. 66/52B) to Case Closed / # of cases

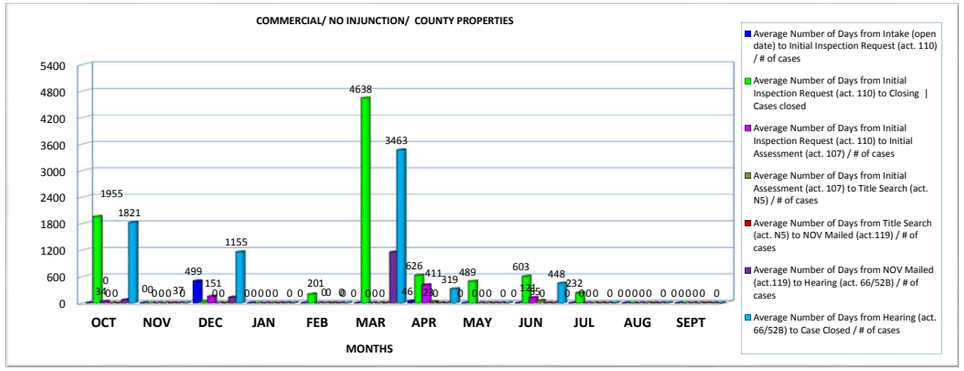
COMMERCIAL/ NO INJUNCTION/ COUNTY PROPERTIES
MONTHS
OCT NOV DEC JAN FEB MAR APR MAY JUN JUL AUG SEPT
Average Number of Days from Intake (open date) to Initial Inspection Request (act. 110) / # of cases
Average Number of Days from Initial Inspection Request (act. 110) to Closing | Cases closed
Average Number of Days from Initial Inspection Request (act. 110) to Initial Assessment (act. 107) / # of cases
Average Number of Days from Initial Assessment (act. 107) to Title Search (act. N5) / # of cases
Average Number of Days from Title Search (act. N5) to NOV Mailed (act.119) / # of cases
Average Number of Days from NOV Mailed (act.119) to Hearing (act. 66/52B) / # of cases
Average Number of Days from Hearing (act. 66/52B) to Case Closed / # of cases

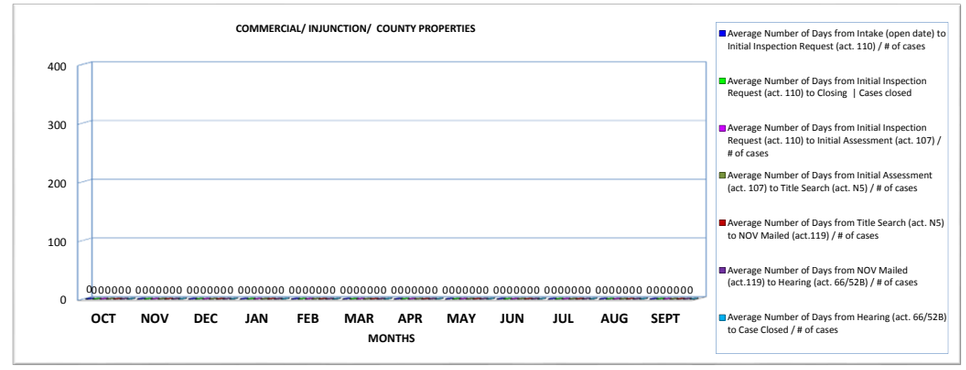
COMMERCIAL/ INJUNCTION/ COUNTY PROPERTIES
MONTHS
OCT NOV DEC JAN FEB MAR APR MAY JUN JUL AUG SEPT
Average Number of Days from Intake (open date) to Initial Inspection Request (act. 110) / # of cases
Average Number of Days from Initial Inspection Request (act. 110) to Closing | Cases closed
Average Number of Days from Initial Inspection Request (act. 110) to Initial Assessment (act. 107) / # of cases
Average Number of Days from Initial Assessment (act. 107) to Title Search (act. N5) / # of cases
Average Number of Days from Title Search (act. N5) to NOV Mailed (act.119) / # of cases
Average Number of Days from NOV Mailed (act.119) to Hearing (act. 66/52B) / # of cases
Average Number of Days from Hearing (act. 66/52B) to Case Closed / # of cases