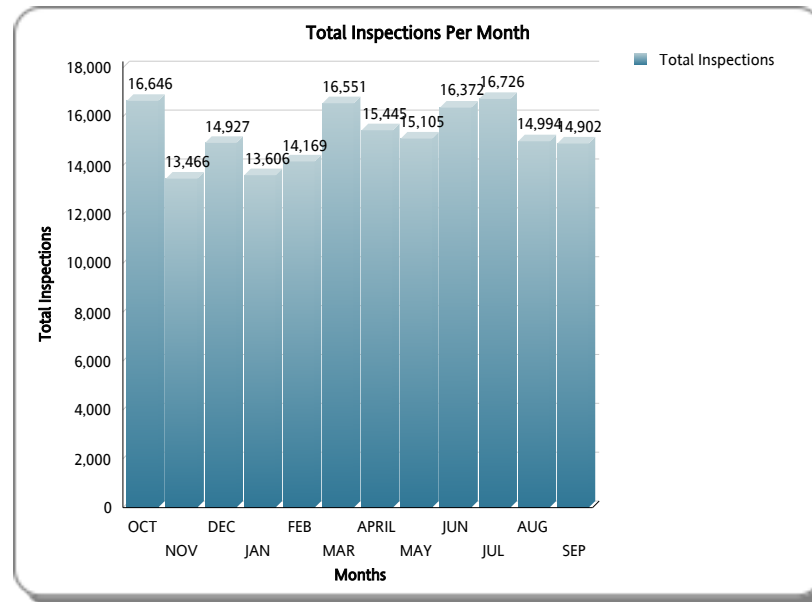


MIAMI-DADE COUNTY
DEPARTMENT OF REGULATORY AND ECONOMIC RESOURCES (RER)
Annual Inspections
 FY: 2014/2015
 From OCTOBER 1st, 2014 To SEPTEMBER 30th, 2015

Trade	OCT	NOV	DEC	JAN	FEB	MAR	APRIL	MAY	JUN	JUL	AUG	SEP	Total YTD	EOJ Proj*
BOILER	158	197	143	169	247	209	180	141		229		104	1,777	1,777.0
BUILDING *	5,777	4,494	5,213	4,668	4,498	5,390	5,454	4,983	5,653	5,979	5,487	5,462	63,058	63,058.0
ELECTRICAL	3,567	2,958	3,294	2,980	3,139	3,527	3,367	3,247	3,627	3,764	3,404	3,207	40,081	40,081.0
LPGX	7	10	7	2	2	3	9	5	4	2	2	4	57	57.0
MECHANICAL	1,360	1,205	1,250	1,190	1,185	1,318	1,207	1,267	1,301	1,277	1,249	1,325	15,134	15,134.0
PLUMBING	2,715	2,096	2,260	2,138	2,223	2,561	2,400	2,315	2,729	2,604	2,332	2,459	28,832	28,832.0
ROOFING	2,794	2,282	2,576	2,239	2,550	3,234	2,569	2,837	2,849	2,623	2,280	2,143	30,976	30,976.0
SIGN	268	224	184	220	325	309	259	310	209	248	240	198	2,994	2,994.0
Total	16,646	13,466	14,927	13,606	14,169	16,551	15,445	15,105	16,372	16,726	14,994	14,902	182,909	182,909.0



* Includes Zoning Inspections

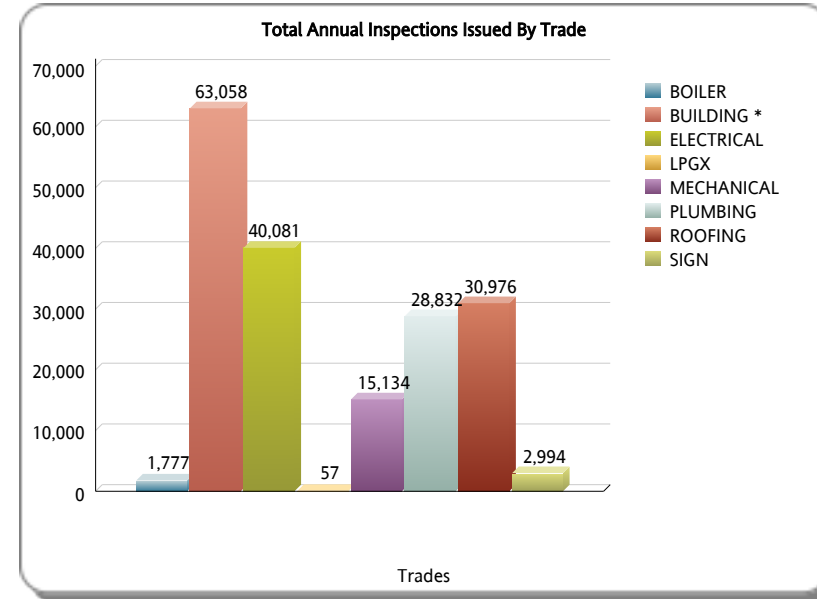
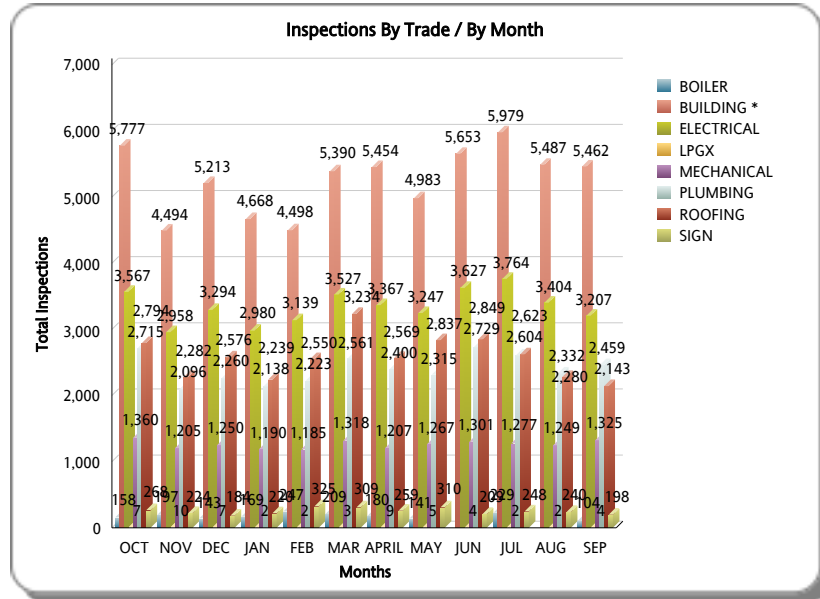
MIAMI-DADE COUNTY

DEPARTMENT OF REGULATORY AND ECONOMIC RESOURCES (RER)

Annual Inspections

FY: 2014/2015

From OCTOBER 1st, 2014 To SEPTEMBER 30th, 2015



* Includes Zoning Inspections
Oct 8, 2015