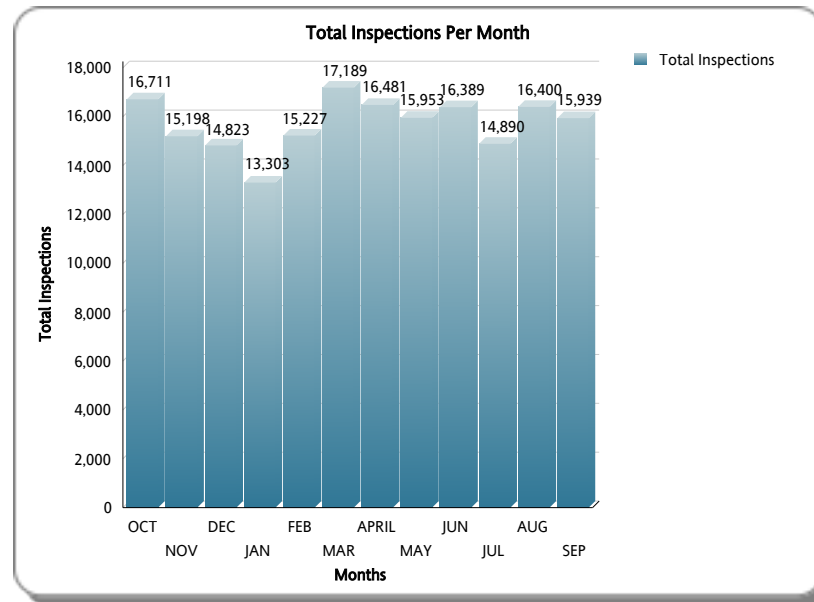


**MIAMI-DADE COUNTY**  
**DEPARTMENT OF REGULATORY AND ECONOMIC RESOURCES (RER)**  
*Annual Inspections*  
 FY: 2015/2016  
 From OCTOBER 1st, 2015 To SEPTEMBER 30th, 2016

Trade	OCT	NOV	DEC	JAN	FEB	MAR	APRIL	MAY	JUN	JUL	AUG	SEP	Total YTD	EOJ Proj*
BOILER	154	174	156	181	264	187	177	128	207	215	177	103	2,123	2,123
BUILDING *	5,918	5,413	5,014	4,380	4,811	5,422	5,201	5,209	5,415	4,996	5,556	5,325	62,660	62,660
ELECTRICAL	3,499	3,420	3,217	2,717	3,269	3,617	3,529	3,414	3,599	3,479	3,731	3,587	41,078	41,078
LPGX	1	2	5	5	1	2	6	6	2	4	9	2	45	45
MECHANICAL	1,408	1,258	1,313	1,286	1,211	1,264	1,372	1,282	1,205	1,026	1,293	1,231	15,149	15,149
PLUMBING	2,776	2,247	2,350	2,012	2,215	2,522	2,429	2,512	2,583	2,188	2,555	2,595	28,984	28,984
ROOFING	2,759	2,510	2,524	2,501	3,224	3,923	3,415	3,227	3,161	2,797	2,909	2,958	35,908	35,908
SIGN	196	174	244	221	232	252	352	175	217	185	170	138	2,556	2,556
<b>Total</b>	<b>16,711</b>	<b>15,198</b>	<b>14,823</b>	<b>13,303</b>	<b>15,227</b>	<b>17,189</b>	<b>16,481</b>	<b>15,953</b>	<b>16,389</b>	<b>14,890</b>	<b>16,400</b>	<b>15,939</b>	<b>188,503</b>	<b>188,503</b>



\* Includes Zoning Inspections

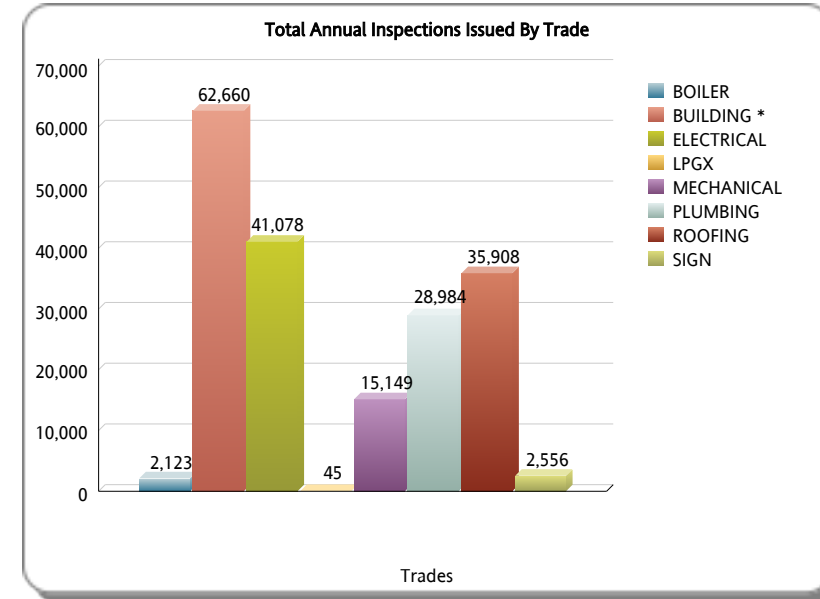
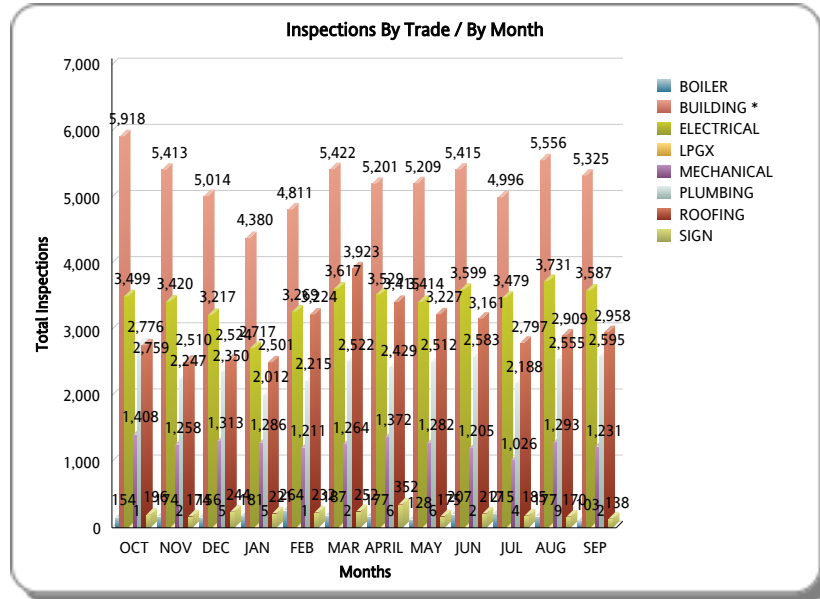
# MIAMI-DADE COUNTY

## DEPARTMENT OF REGULATORY AND ECONOMIC RESOURCES (RER)

### Annual Inspections

FY: 2015/2016

From OCTOBER 1st, 2015 To SEPTEMBER 30th, 2016



\* Includes Zoning Inspections