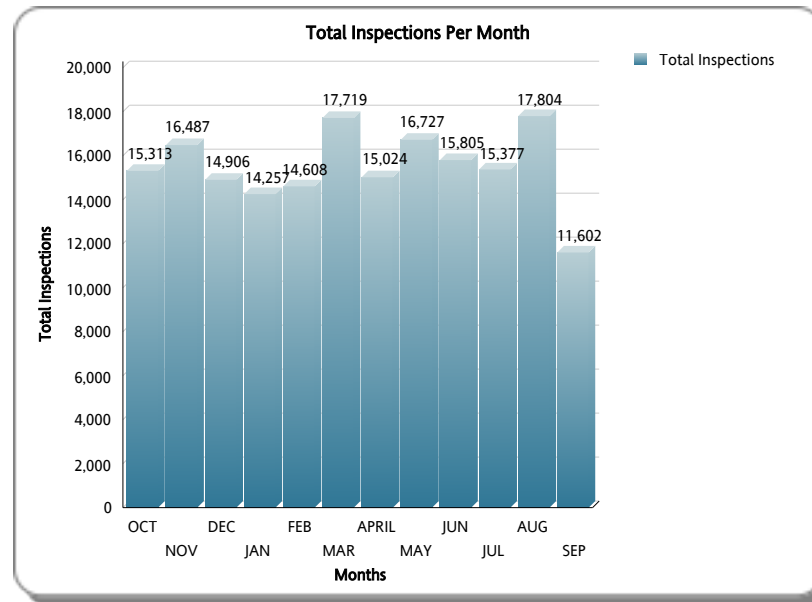


**MIAMI-DADE COUNTY**  
**DEPARTMENT OF REGULATORY AND ECONOMIC RESOURCES (RER)**  
*Annual Inspections*  
**FY: 2016/2017**  
**From OCTOBER 1st, 2016 To SEPTEMBER 30th, 2017**

Trade	OCT	NOV	DEC	JAN	FEB	MAR	APRIL	MAY	JUN	JUL	AUG	SEP	Total YTD	EOY Proj*
BOILER	157	199		186	288	207	191		202	222	174	119	1,945	1,945.0
BUILDING *	4,939	5,493	5,051	4,745	4,797	5,957	5,002	5,642	5,651	5,289	6,230	4,127	62,923	62,923.0
ELECTRICAL	3,622	3,679	3,421	3,284	3,259	3,961	3,302	3,665	3,461	3,227	3,846	2,326	41,053	41,053.0
LPGX	4	3	5	7	7	3	7	6	6	5	9	1	63	63.0
MECHANICAL	1,281	1,261	1,018	1,145	1,031	1,199	1,037	1,207	1,185	1,155	1,500	765	13,784	13,784.0
PLUMBING	2,345	2,462	2,254	2,164	2,309	2,506	2,290	2,546	2,492	2,334	2,724	1,670	28,096	28,096.0
ROOFING	2,801	3,178	2,954	2,533	2,724	3,625	2,938	3,380	2,544	2,946	3,124	2,489	35,236	35,236.0
SIGN	164	212	203	193	193	261	257	281	264	199	197	105	2,529	2,529.0
<b>Total</b>	<b>15,313</b>	<b>16,487</b>	<b>14,906</b>	<b>14,257</b>	<b>14,608</b>	<b>17,719</b>	<b>15,024</b>	<b>16,727</b>	<b>15,805</b>	<b>15,377</b>	<b>17,804</b>	<b>11,602</b>	<b>185,629</b>	<b>185,629.0</b>



\* Includes Zoning Inspections

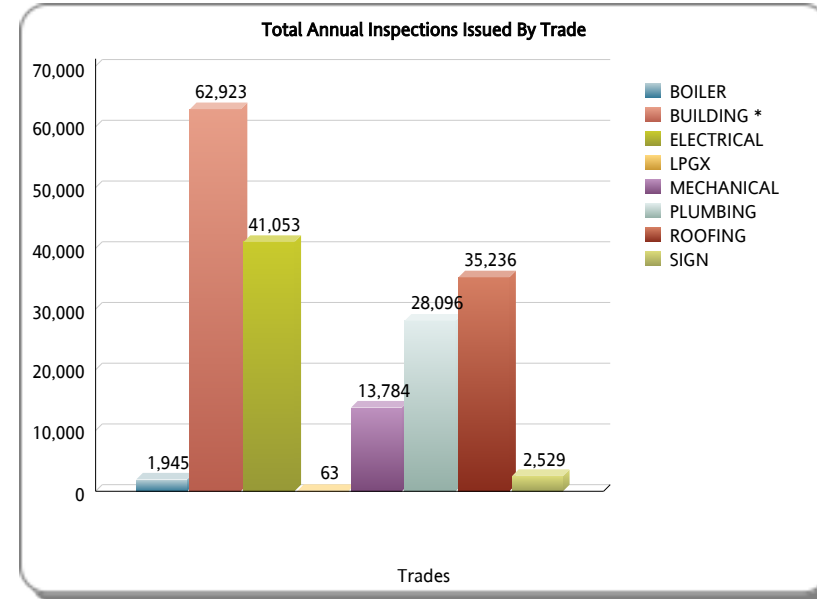
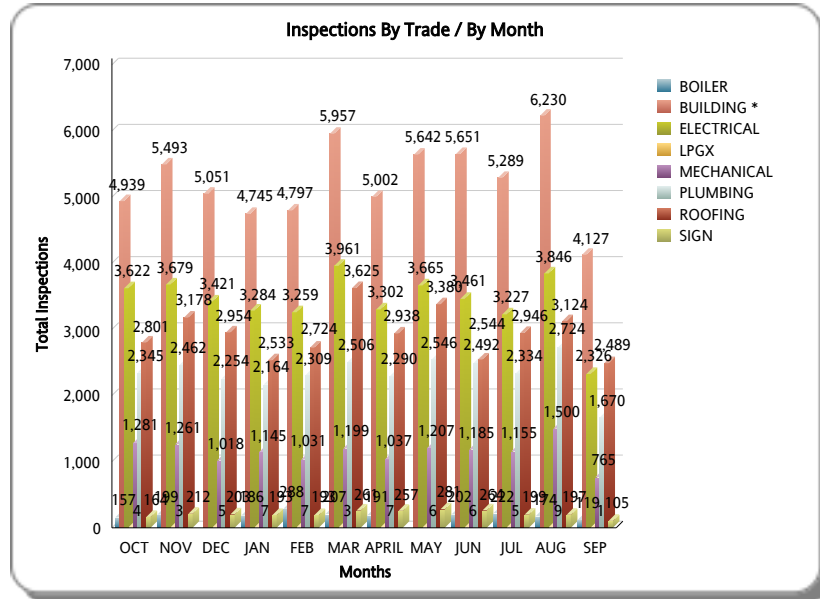
# MIAMI-DADE COUNTY

## DEPARTMENT OF REGULATORY AND ECONOMIC RESOURCES (RER)

### Annual Inspections

FY: 2016/2017

From OCTOBER 1st, 2016 To SEPTEMBER 30th, 2017



\* Includes Zoning Inspections  
Oct 8, 2017