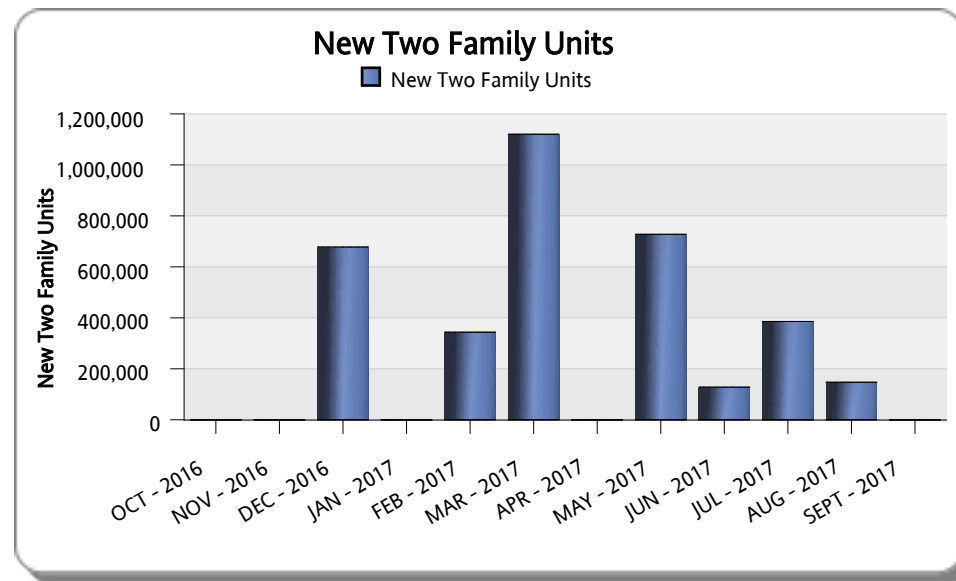
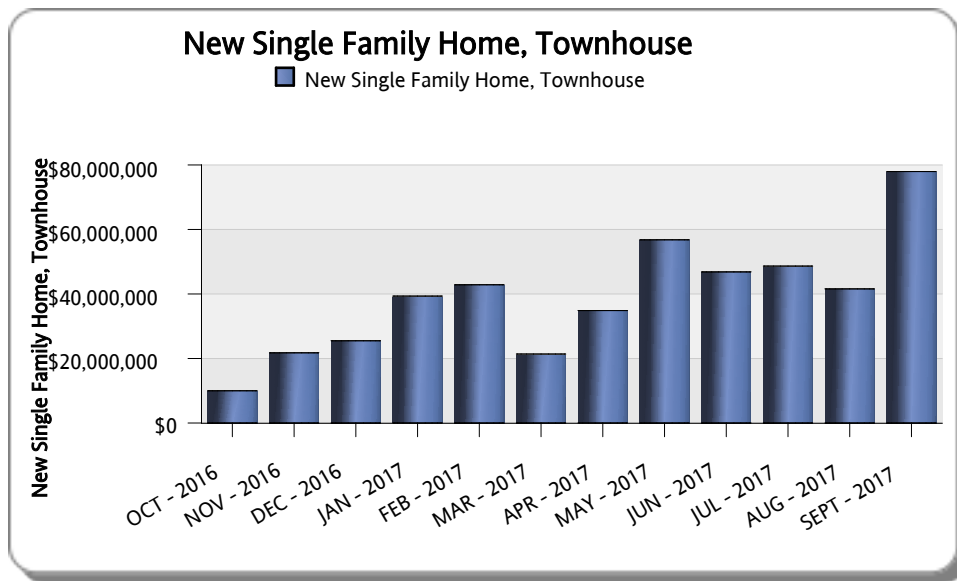


**MIAMI-DADE COUNTY**  
**DEPARTMENT OF REGULATORY AND ECONOMIC RESOURCES (RER)**  
**Estimated Value of Construction for New, Single and Multi Family Homes**

**FY: 2016/2017**

	OCT - 2016		NOV - 2016			DEC - 2016			JAN - 2017			FEB - 2017			MAR - 2017			APR - 2017			MAY - 2017			JUN - 2017			JUL - 2017			AUG - 2017		
	# of BLDG	Est. Cost	# Units	# of BLDG	Est. Cost	# Units	# of BLDG	Est. Cost	# Units	# of BLDG	Est. Cost	# Units	# of BLDG	Est. Cost	# Units	# of BLDG	Est. Cost	# Units	# of BLDG	Est. Cost	# Units	# of BLDG	Est. Cost	# Units	# of BLDG	Est. Cost	# Units	# of BLDG	Est. Cost			
New Single Family Home, Townhouse	41	\$7,431,704	41	51	\$13,964,888	51	73	\$24,825,106	73	79	\$23,650,893	79	107	\$38,162,299	107	86	\$20,260,670	86	86	\$34,805,257	86	139	\$51,771,898	139	106	\$42,148,055	106	123	\$48,254,744	123	95	\$32,504,530
New Two Family Units	0	\$0	0	0	\$0	0	2	\$677,545	4	0	\$0	0	4	\$343,530	8	9	\$1,120,185	18	0	\$0	0	4	\$727,650	8	1	\$127,845	2	3	\$385,715	6	1	\$147,150
New Apartment Buildings 3 or 4 Units	0	\$0	0	0	\$0	0	0	\$0	0	0	\$0	0	0	\$0	0	0	\$0	0	0	\$0	0	0	\$0	0	0	\$0	0	0	\$0	0	0	\$0
New Apartment Buildings 5 or more Units	1	\$2,570,750	64	1	\$7,800,000	88	0	\$0	0	9	\$15,687,360	216	2	\$4,356,397	60	0	\$0	0	3	\$52,500	15	3	\$4,302,685	65	2	\$4,574,635	60	0	\$0	0	5	\$8,930,465
<b>Total Per Month</b>	<b>42</b>	<b>\$10,002,454</b>	<b>105</b>	<b>52</b>	<b>\$21,764,888</b>	<b>139</b>	<b>75</b>	<b>\$25,502,651</b>	<b>77</b>	<b>88</b>	<b>\$39,338,253</b>	<b>295</b>	<b>113</b>	<b>\$42,862,226</b>	<b>175</b>	<b>95</b>	<b>\$21,380,855</b>	<b>104</b>	<b>89</b>	<b>\$34,857,757</b>	<b>101</b>	<b>146</b>	<b>\$56,802,233</b>	<b>212</b>	<b>109</b>	<b>\$46,850,535</b>	<b>168</b>	<b>126</b>	<b>\$48,640,459</b>	<b>129</b>	<b>101</b>	<b>\$41,582,145</b>



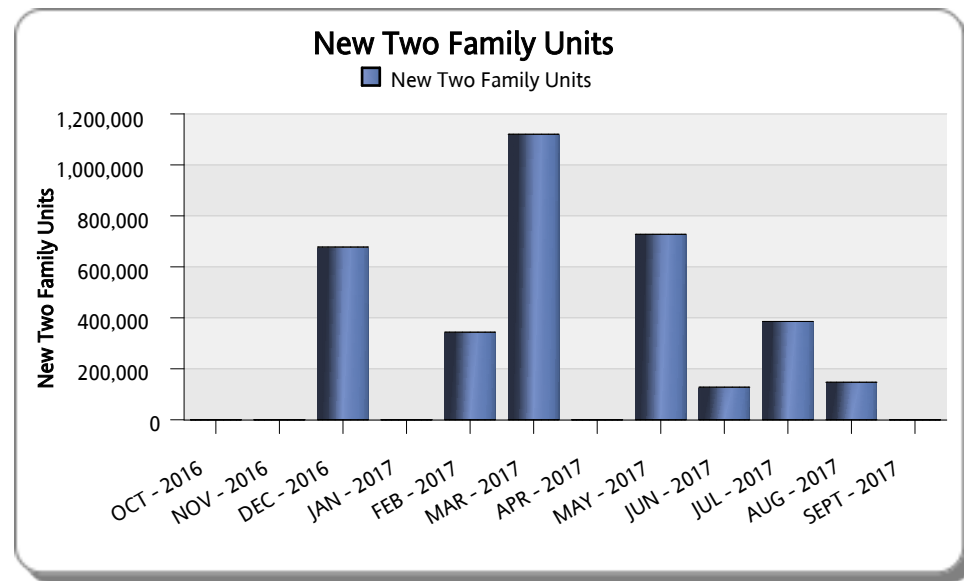
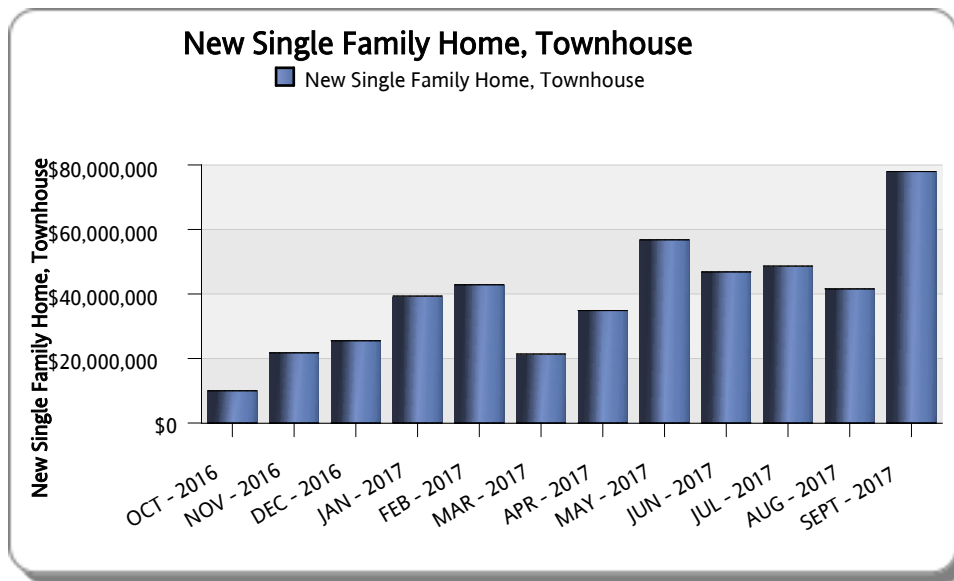
Source: Information Technology Department  
 Data Compiled and Report Produced by the Department of Regulatory and Economic Resources

Oct 8, 2017

**MIAMI-DADE COUNTY**  
**DEPARTMENT OF REGULATORY AND ECONOMIC RESOURCES (RER)**  
**Estimated Value of Construction for New, Single and Multi Family Homes**

**FY: 2016/2017**

	SEPT - 2017				YTD Est. Cost Total
	# Units	# of BLDG	Est. Cost	# Units	
New Single Family Home, Townhouse	95	88	\$21,680,884	88	\$359,460,928
New Two Family Units	2	0	\$0	0	\$3,529,620
New Apartment Buildings 3 or 4 Units	0	0	\$0	0	\$0
New Apartment Buildings 5 or more Units	114	3	\$56,277,195	455	\$104,551,987
<b>Total Per Month</b>	<b>211</b>	<b>91</b>	<b>\$77,958,079</b>	<b>543</b>	<b>467,542,535</b>



**MIAMI-DADE COUNTY**  
**DEPARTMENT OF REGULATORY AND ECONOMIC RESOURCES (RER)**  
**Estimated Value of Construction for New, Single and Multi Family Homes**

FY: 2016/2017

