

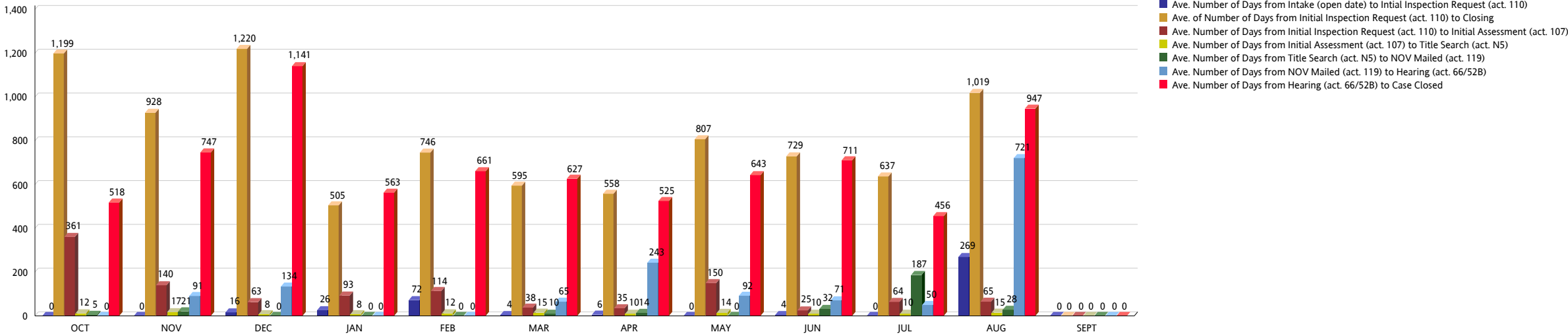
**MIAMI-DADE COUNTY**  
**DEPARTMENT OF REGULATORY AND ECONOMIC RESOURCES (RER)**  
**UNSAFE STRUCTURES MEASURES - COMMERCIAL**  
**From OCTOBER 2016 To SEPTEMBER 2017**

COMMERCIAL NO INJUNCTION (ALL PROPERTIES)	OCT	NOV	DEC	JAN	FEB	MAR	APR	MAY	JUN	JUL	AUG	SEPT	YTD TOTAL
Ave. Number of Days from Intake (open date) to Intial Inspection Request (act. 110)	0	0	16	26	72	4	6	0	4	0	269	0	
Number of Cases from Intake (open date) to Intial Inspection Request (act. 110)	14	21	17	12	34	60	19	26	20	7	18	0	248
Ave. of Number of Days from Initial Inspection Request (act. 110) to Closing	1,199	928	1,220	505	746	595	558	807	729	637	1,019	0	
Number of Cases from Initial Inspection Request (act. 110) to Closing	14	21	17	12	34	60	19	26	20	7	18	0	248
Ave. Number of Days from Initial Inspection Request (act. 110) to Initial Assessment (act. 107)	361	140	63	93	114	38	35	150	25	64	65	0	
Number of Cases Closed from Initial Inspection Request (act. 110) to Initial Assessment (act. 107)	13	21	9	11	25	40	17	24	20	6	18	0	204
Ave. Number of Days from Initial Assessment (act. 107) to Title Search (act. N5)	12	17	8	8	12	15	10	14	10	10	15	0	
Number of Cases from Initial Assessment (act. 107) to Title Search (act. N5)	11	13	7	10	20	20	16	12	13	6	14	0	142
Ave. Number of Days from Title Search (act. N5) to NOV Mailed (act. 119)	5	21	0	0	0	10	14	0	32	187	28	0	
Number of Cases from Title Search (act. N5) to NOV Mailed	1	1	0	0	0	1	1	0	1	1	3	0	9
Ave. Number of Days from NOV Mailed (act. 119) to Hearing (act. 66/52B)	0	91	134	0	0	65	243	92	71	50	721	0	
Number of Cases from NOV Mailed (act. 119) to Hearing (act. 66/52B)	0	1	1	0	0	1	1	1	1	1	3	0	10
Ave. Number of Days from Hearing (act. 66/52B) to Case Closed	518	747	1,141	563	661	627	525	643	711	456	947	0	
Number of Cases from Hearing (act. 66/52B) to Case Closed	9	16	5	6	19	28	14	16	15	6	13	0	147

	Weighted Average
Ave. Number of Days from Intake (open date) to Intial Inspection Request (act. 110)	33.50
Ave. of Number of Days from Initial Inspection Request (act. 110) to Closing	778.64
Ave. Number of Days from Initial Inspection Request (act. 110) to Initial Assessment (act. 107)	97.26
Ave. Number of Days from Initial Assessment (act. 107) to Title Search (act. N5)	12.37
Ave. Number of Days from Title Search (act. N5) to NOV Mailed (act. 119)	39.22
Ave. Number of Days from NOV Mailed (act. 119) to Hearing (act. 66/52B)	290.90
Ave. Number of Days from Hearing (act. 66/52B) to Case Closed	674.57

**MIAMI-DADE COUNTY**  
**DEPARTMENT OF REGULATORY AND ECONOMIC RESOURCES (RER)**  
**UNSAFE STRUCTURES MEASURES - COMMERCIAL**  
**From OCTOBER 2016 To SEPTEMBER 2017**

**COMMERCIAL / NO INJUNCTION / ALL PROPERTIES**



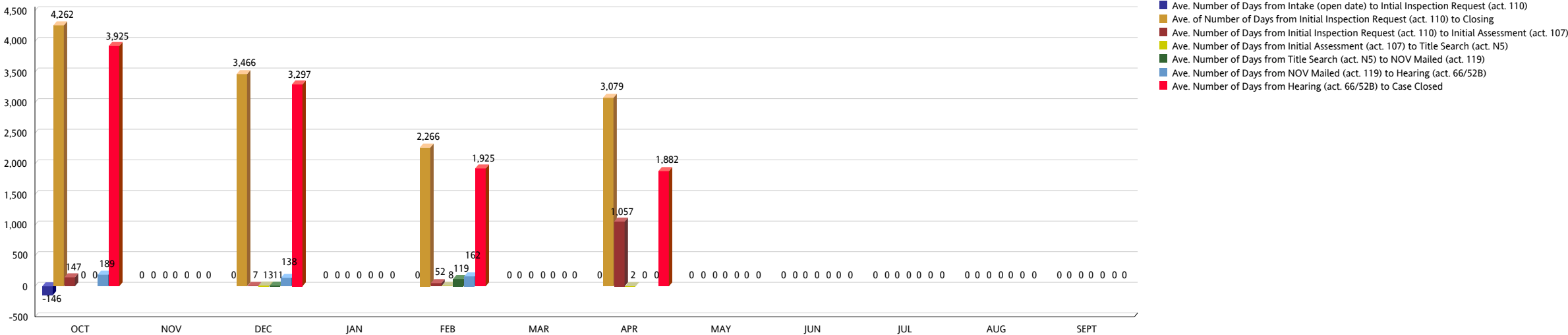
**MIAMI-DADE COUNTY**  
**DEPARTMENT OF REGULATORY AND ECONOMIC RESOURCES (RER)**  
**UNSAFE STRUCTURES MEASURES - COMMERCIAL**  
**From OCTOBER 2016 To SEPTEMBER 2017**

COMMERCIAL WITH INJUNCTION (ALL PROPERTIES)	OCT	NOV	DEC	JAN	FEB	MAR	APR	MAY	JUN	JUL	AUG	SEPT	YTD TOTAL
Ave. Number of Days from Intake (open date) to Intial Inspection Request (act. 110)	-146	0	0	0	0	0	0	0	0	0	0	0	
Number of Cases from Intake (open date) to Intial Inspection Request (act. 110)	1	0	1	0	1	0	1	0	0	0	0	0	4
Ave. of Number of Days from Initial Inspection Request (act. 110) to Closing	4,262	0	3,466	0	2,266	0	3,079	0	0	0	0	0	
Number of Cases from Initial Inspection Request (act. 110) to Closing	1	0	1	0	1	0	1	0	0	0	0	0	4
Ave. Number of Days from Initial Inspection Request (act. 110) to Initial Assessment (act. 107)	147	0	7	0	52	0	1,057	0	0	0	0	0	
Number of Cases Closed from Initial Inspection Request (act. 110) to Initial Assessment (act. 107)	1	0	1	0	1	0	1	0	0	0	0	0	4
Ave. Number of Days from Initial Assessment (act. 107) to Title Search (act. N5)	0	0	13	0	8	0	2	0	0	0	0	0	
Number of Cases from Initial Assessment (act. 107) to Title Search (act. N5)	0	0	1	0	1	0	1	0	0	0	0	0	3
Ave. Number of Days from Title Search (act. N5) to NOV Mailed (act. 119)	0	0	11	0	119	0	0	0	0	0	0	0	
Number of Cases from Title Search (act. N5) to NOV Mailed (act. 119)	0	0	1	0	1	0	0	0	0	0	0	0	2
Ave. Number of Days from NOV Mailed (act. 119) to Hearing (act. 66/52B)	189	0	138	0	162	0	0	0	0	0	0	0	
Number of Cases from NOV Mailed (act. 119) to Hearing (act. 66/52B)	1	0	1	0	1	0	0	0	0	0	0	0	3
Ave. Number of Days from Hearing (act. 66/52B) to Case Closed	3,925	0	3,297	0	1,925	0	1,882	0	0	0	0	0	
Number of Cases from Hearing (act. 66/52B) to Case Closed	1	0	1	0	1	0	1	0	0	0	0	0	4

	Weighted Average
Ave. Number of Days from Intake (open date) to Intial Inspection Request (act. 110)	-36.50
Ave. of Number of Days from Initial Inspection Request (act. 110) to Closing	3,268.25
Ave. Number of Days from Initial Inspection Request (act. 110) to Initial Assessment (act. 107)	315.75
Ave. Number of Days from Initial Assessment (act. 107) to Title Search (act. N5)	7.67
Ave. Number of Days from Title Search (act. N5) to NOV Mailed (act. 119)	65.00
Ave. Number of Days from NOV Mailed (act. 119) to Hearing (act. 66/52B)	163.00
Ave. Number of Days from Hearing (act. 66/52B) to Case Closed	2,757.25

**MIAMI-DADE COUNTY**  
**DEPARTMENT OF REGULATORY AND ECONOMIC RESOURCES (RER)**  
**UNSAFE STRUCTURES MEASURES - COMMERCIAL**  
**From OCTOBER 2016 To SEPTEMBER 2017**

**COMMERCIAL / WITH INJUNCTION / ALL PROPERTIES**



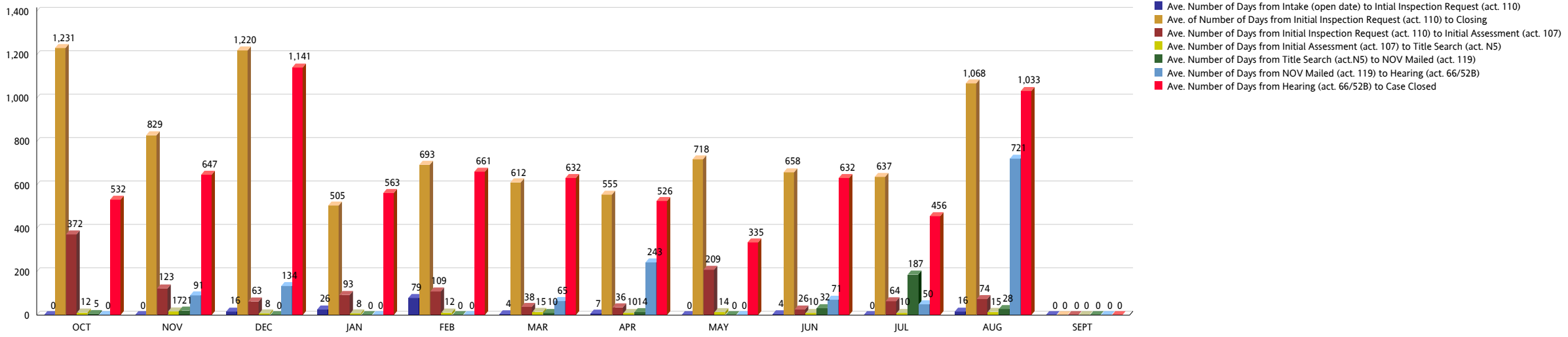
**MIAMI-DADE COUNTY**  
**DEPARTMENT OF REGULATORY AND ECONOMIC RESOURCES (RER)**  
**UNSAFE STRUCTURES MEASURES - COMMERCIAL**  
**From OCTOBER 2016 To SEPTEMBER 2017**

COMMERCIAL NO INJUNCTION (EXCLUDING COUNTY PROPERTIES)	OCT	NOV	DEC	JAN	FEB	MAR	APR	MAY	JUN	JUL	AUG	SEPT	YTD TOTAL
Ave. Number of Days from Intake (open date) to Intial Inspection Request (act. 110)	0	0	16	26	79	4	7	0	4	0	16	0	
Number of Cases from Intake (open date) to Intial Inspection Request (act. 110)	13	19	17	12	31	57	18	18	19	7	16	0	227
Ave. of Number of Days from Initial Inspection Request (act. 110) to Closing	1,231	829	1,220	505	693	612	555	718	658	637	1,068	0	
Number of Cases from Initial Inspection Request (act. 110) to Closing	13	19	17	12	31	57	18	18	19	7	16	0	227
Ave. Number of Days from Initial Inspection Request (act. 110) to Initial Assessment (act. 107)	372	123	63	93	109	38	36	209	26	64	74	0	
Number of Cases from Initial Inspection Request (act. 110) to Initial Assessment (act. 107)	12	19	9	11	23	39	16	16	19	6	16	0	186
Ave. Number of Days from Initial Assessment (act. 107) to Title Search (act. N5)	12	17	8	8	12	15	10	14	10	10	15	0	
Number of Cases from Initial Assessment (act. 107) to Title Search (act. N5)	11	13	7	10	20	20	16	12	13	6	14	0	142
Ave. Number of Days from Title Search (act.N5) to NOV Mailed (act. 119)	5	21	0	0	0	10	14	0	32	187	28	0	
Number of Cases from Title Search (act. N5) to NOV Mailed (act. 119)	1	1	0	0	0	1	1	0	1	1	3	0	9
Ave. Number of Days from NOV Mailed (act. 119) to Hearing (act. 66/52B)	0	91	134	0	0	65	243	0	71	50	721	0	
Number of Cases from NOV Mailed (act. 119) to Hearing (act. 66/52B)	0	1	1	0	0	1	1	0	1	1	3	0	9
Ave. Number of Days from Hearing (act. 66/52B) to Case Closed	532	647	1,141	563	661	632	526	335	632	456	1,033	0	
Number of Cases from Hearing (act. 66/52B) to Case Closed	8	14	5	6	19	27	13	10	14	6	11	0	133

	Weighted Average
Ave. Number of Days from Intake (open date) to Intial Inspection Request (act. 110)	16.38
Ave. of Number of Days from Initial Inspection Request (act. 110) to Closing	757.20
Ave. Number of Days from Initial Inspection Request (act. 110) to Initial Assessment (act. 107)	98.72
Ave. Number of Days from Initial Assessment (act. 107) to Title Search (act. N5)	12.37
Ave. Number of Days from Title Search (act. N5) to NOV Mailed (act. 119)	39.22
Ave. Number of Days from NOV Mailed (act. 119) to Hearing (act. 66/52B)	313.00
Ave. Number of Days from Hearing (act. 66/52B) to Case Closed	640.26

**MIAMI-DADE COUNTY**  
**DEPARTMENT OF REGULATORY AND ECONOMIC RESOURCES (RER)**  
**UNSAFE STRUCTURES MEASURES - COMMERCIAL**  
**From OCTOBER 2016 To SEPTEMBER 2017**

**COMMERCIAL / NO INJUNCTION / EXCLUDING COUNTY PROPERTIES**



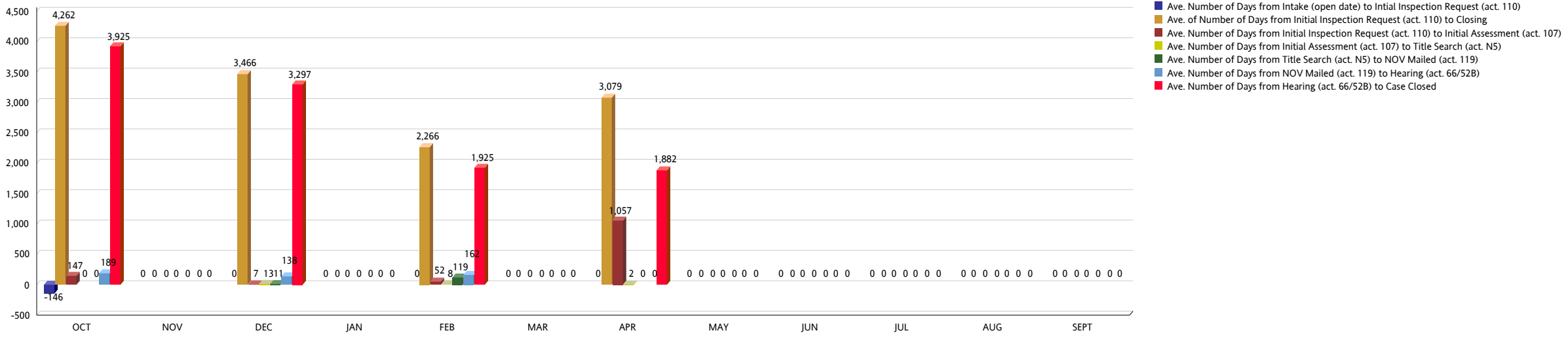
**MIAMI-DADE COUNTY**  
**DEPARTMENT OF REGULATORY AND ECONOMIC RESOURCES (RER)**  
**UNSAFE STRUCTURES MEASURES - COMMERCIAL**  
**From OCTOBER 2016 To SEPTEMBER 2017**

COMMERCIAL WITH INJUNCTION (EXCLUDING COUNTY PROPERTIES)	OCT	NOV	DEC	JAN	FEB	MAR	APR	MAY	JUN	JUL	AUG	SEPT	YTD TOTAL
Ave. Number of Days from Intake (open date) to Intial Inspection Request (act. 110)	-146	0	0	0	0	0	0	0	0	0	0	0	
Number of Cases from Intake (open date) to Intial Inspection Request (act. 110)	1	0	1	0	1	0	1	0	0	0	0	0	4
Ave. of Number of Days from Initial Inspection Request (act. 110) to Closing	4,262	0	3,466	0	2,266	0	3,079	0	0	0	0	0	
Number of Cases from Initial Inspection Request (act. 110) to Closing	1	0	1	0	1	0	1	0	0	0	0	0	4
Ave. Number of Days from Initial Inspection Request (act. 110) to Initial Assessment (act. 107)	147	0	7	0	52	0	1,057	0	0	0	0	0	
Number of Cases Closed from Initial Inspection Request (act. 110) to Initial Assessment (act. 107)	1	0	1	0	1	0	1	0	0	0	0	0	4
Ave. Number of Days from Initial Assessment (act. 107) to Title Search (act. N5)	0	0	13	0	8	0	2	0	0	0	0	0	
Number of Cases from Initial Assessment (act. 107) to Title Search (act. N5)	0	0	1	0	1	0	1	0	0	0	0	0	3
Ave. Number of Days from Title Search (act. N5) to NOV Mailed (act. 119)	0	0	11	0	119	0	0	0	0	0	0	0	
Number of Cases from Title Search (act. N5) to NOV Mailed	0	0	1	0	1	0	0	0	0	0	0	0	2
Ave. Number of Days from NOV Mailed (act. 119) to Hearing (act. 66/52B)	189	0	138	0	162	0	0	0	0	0	0	0	
Number of Cases from NOV Mailed (act. 119) to Hearing (act. 66/52B)	1	0	1	0	1	0	0	0	0	0	0	0	3
Ave. Number of Days from Hearing (act. 66/52B) to Case Closed	3,925	0	3,297	0	1,925	0	1,882	0	0	0	0	0	
Number of Cases from Hearing (act. 66/52B) to Case Closed	1	0	1	0	1	0	1	0	0	0	0	0	4

	Weighted Average
Ave. Number of Days from Intake (open date) to Intial Inspection Request (act. 110)	-36.50
Ave. of Number of Days from Initial Inspection Request (act. 110) to Closing	3,268.25
Ave. Number of Days from Initial Inspection Request (act. 110) to Initial Assessment (act. 107)	315.75
Ave. Number of Days from Initial Assessment (act. 107) to Title Search (act. N5)	7.67
Ave. Number of Days from Title Search (act. N5) to NOV Mailed (act. 119)	65.00
Ave. Number of Days from NOV Mailed (act. 119) to Hearing (act. 66/52B)	163.00
Ave. Number of Days from Hearing (act. 66/52B) to Case Closed	2,757.25

**MIAMI-DADE COUNTY**  
**DEPARTMENT OF REGULATORY AND ECONOMIC RESOURCES (RER)**  
**UNSAFE STRUCTURES MEASURES - COMMERCIAL**  
**From OCTOBER 2016 To SEPTEMBER 2017**

**COMMERCIAL / WITH INJUNCTION / EXCLUDING COUNTY PROPERTIES**





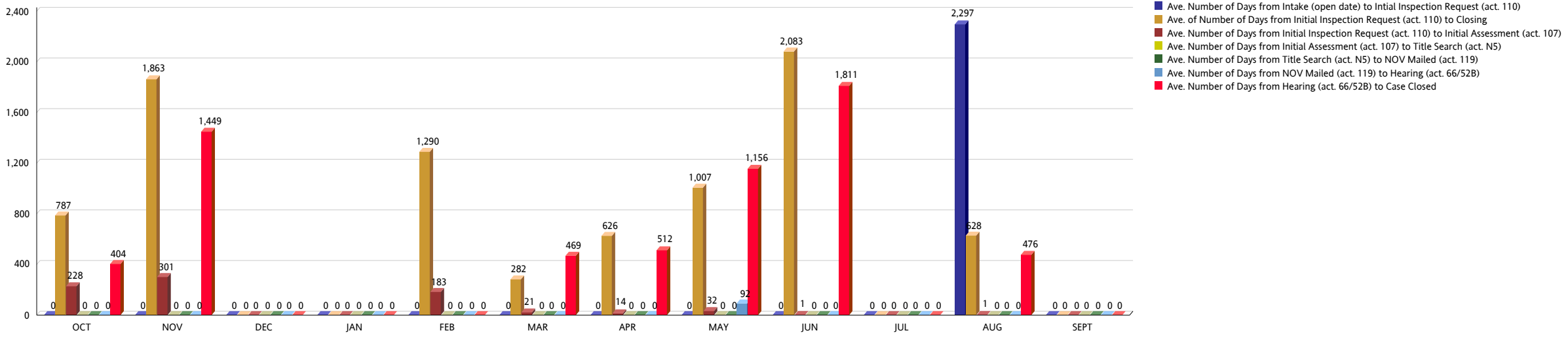
**MIAMI-DADE COUNTY**  
**DEPARTMENT OF REGULATORY AND ECONOMIC RESOURCES (RER)**  
**UNSAFE STRUCTURES MEASURES - COMMERCIAL**  
**From OCTOBER 2016 To SEPTEMBER 2017**

COMMERCIAL NO INJUNCTION (COUNTY PROPERTIES)	OCT	NOV	DEC	JAN	FEB	MAR	APR	MAY	JUN	JUL	AUG	SEPT	YTD TOTAL
Ave. Number of Days from Intake (open date) to Intial Inspection Request (act. 110)	0	0	0	0	0	0	0	0	0	0	2,297	0	
Number of Cases from Intake (open date) to Intial Inspection Request (act. 110)	1	2	0	0	3	3	1	8	1	0	2	0	21
Ave. of Number of Days from Initial Inspection Request (act. 110) to Closing	787	1,863	0	0	1,290	282	626	1,007	2,083	0	628	0	
Number of Cases from Initial Inspection Request (act. 110) to Closing	1	2	0	0	3	3	1	8	1	0	2	0	21
Ave. Number of Days from Initial Inspection Request (act. 110) to Initial Assessment (act. 107)	228	301	0	0	183	21	14	32	1	0	1	0	
Number of Cases Closed from Initial Inspection Request (act. 110) to Initial Assessment (act. 107)	1	2	0	0	2	1	1	8	1	0	2	0	18
Ave. Number of Days from Initial Assessment (act. 107) to Title Search (act. N5)	0	0	0	0	0	0	0	0	0	0	0	0	
Number of Cases from Initial Assessment (act. 107) to Title Search (act. N5)	0	0	0	0	0	0	0	0	0	0	0	0	0
Ave. Number of Days from Title Search (act. N5) to NOV Mailed (act. 119)	0	0	0	0	0	0	0	0	0	0	0	0	
Number of Cases from Title Search (act. N5) to NOV Mailed	0	0	0	0	0	0	0	0	0	0	0	0	0
Ave. Number of Days from NOV Mailed (act. 119) to Hearing (act. 66/52B)	0	0	0	0	0	0	0	92	0	0	0	0	
Number of Cases from NOV Mailed (act. 119) to Hearing (act. 66/52B)	0	0	0	0	0	0	0	1	0	0	0	0	1
Ave. Number of Days from Hearing (act. 66/52B) to Case Closed	404	1,449	0	0	0	469	512	1,156	1,811	0	476	0	
Number of Cases from Hearing (act. 66/52B) to Case Closed	1	2	0	0	0	1	1	6	1	0	2	0	14

	Weighted Average
Ave. Number of Days from Intake (open date) to Intial Inspection Request (act. 110)	218.76
Ave. of Number of Days from Initial Inspection Request (act. 110) to Closing	1,011.90
Ave. Number of Days from Initial Inspection Request (act. 110) to Initial Assessment (act. 107)	82.78
Ave. Number of Days from Initial Assessment (act. 107) to Title Search (act. N5)	0
Ave. Number of Days from Title Search (act. N5) to NOV Mailed (act. 119)	0
Ave. Number of Days from NOV Mailed (act. 119) to Hearing (act. 66/52B)	92.00
Ave. Number of Days from Hearing (act. 66/52B) to Case Closed	998.71

**MIAMI-DADE COUNTY**  
**DEPARTMENT OF REGULATORY AND ECONOMIC RESOURCES (RER)**  
**UNSAFE STRUCTURES MEASURES - COMMERCIAL**  
**From OCTOBER 2016 To SEPTEMBER 2017**

**COMMERCIAL / NO INJUNCTION / COUNTY PROPERTIES**



**MIAMI-DADE COUNTY**  
**DEPARTMENT OF REGULATORY AND ECONOMIC RESOURCES (RER)**  
**UNSAFE STRUCTURES MEASURES - COMMERCIAL**  
**From OCTOBER 2016 To SEPTEMBER 2017**

COMMERCIAL WITH INJUNCTION (COUNTY PROPERTIES)	OCT	NOV	DEC	JAN	FEB	MAR	APR	MAY	JUN	JUL	AUG	SEPT	YTD TOTAL
Ave. Number of Days from Intake (open date) to Intial Inspection Request (act. 110)	0	0	0	0	0	0	0	0	0	0	0	0	
Number of Cases from Intake (open date) to Intial Inspection Request (act. 110)	0	0	0	0	0	0	0	0	0	0	0	0	0
Ave. of Number of Days from Initial Inspection Request (act. 110) to Closing	0	0	0	0	0	0	0	0	0	0	0	0	
Number of Cases from Initial Inspection Request (act. 110) to Closing	0	0	0	0	0	0	0	0	0	0	0	0	0
Ave. Number of Days from Initial Inspection Request (act. 110) to Initial Assessment (act. 107)	0	0	0	0	0	0	0	0	0	0	0	0	
Number of Cases Closed from Initial Inspection Request (act. 110) to Initial Assessment (act. 107)	0	0	0	0	0	0	0	0	0	0	0	0	0
Ave. Number of Days from Initial Assessment (act. 107) to Title Search (act. N5)	0	0	0	0	0	0	0	0	0	0	0	0	
Number of Cases from Initial Assessment (act. 107) to Title Search (act. N5)	0	0	0	0	0	0	0	0	0	0	0	0	0
Ave. Number of Days from Title Search (act. N5) to NOV Mailed (act. 119)	0	0	0	0	0	0	0	0	0	0	0	0	
Number of Cases from Title Search (act. N5) to NOV Mailed	0	0	0	0	0	0	0	0	0	0	0	0	0
Ave. Number of Days from NOV Mailed (act. 119) to Hearing (act. 66/52B)	0	0	0	0	0	0	0	0	0	0	0	0	
Number of Cases from NOV Mailed (act. 119) to Hearing (act. 66/52B)	0	0	0	0	0	0	0	0	0	0	0	0	0
Ave. Number of Days from Hearing (act. 66/52B) to Case Closed	0	0	0	0	0	0	0	0	0	0	0	0	
Number of Cases from Hearing (act. 66/52B) to Case Closed	0	0	0	0	0	0	0	0	0	0	0	0	0

	Weighted Average
Ave. Number of Days from Intake (open date) to Intial Inspection Request (act. 110)	0
Ave. of Number of Days from Initial Inspection Request (act. 110) to Closing	0
Ave. Number of Days from Initial Inspection Request (act. 110) to Initial Assessment (act. 107)	0
Ave. Number of Days from Initial Assessment (act. 107) to Title Search (act. N5)	0
Ave. Number of Days from Title Search (act. N5) to NOV Mailed (act. 119)	0
Ave. Number of Days from NOV Mailed (act. 119) to Hearing (act. 66/52B)	0
Ave. Number of Days from Hearing (act. 66/52B) to Case Closed	0

**MIAMI-DADE COUNTY**  
**DEPARTMENT OF REGULATORY AND ECONOMIC RESOURCES (RER)**  
**UNSAFE STRUCTURES MEASURES - COMMERCIAL**  
From OCTOBER 2016 To SEPTEMBER 2017

**COMMERCIAL / WITH INJUNCTION / COUNTY PROPERTIES**

