

MIAMI-DADE COUNTY

DEPARTMENT OF REGULATORY AND ECONOMIC RESOURCES (RER)

Business Plan

PLANS TRACKING INITIAL REVIEW

From OCTOBER 2017 To SEPTEMBER 2018

	OCT				NOV				DEC			
	Total # of Plans Reviewed (RER Trades)	Total # of Plans Late (RER Trades)	Percentage of Plans Completed On Time (RER Plans)	Percentage of Plans Late (RER Plans)	Total # of Plans Reviewed (RER Trades)	Total # of Plans Late (RER Trades)	Percentage of Plans Completed On Time (RER Plans)	Percentage of Plans Late (RER Plans)	Total # of Plans Reviewed (RER Trades)	Total # of Plans Late (RER Trades)	Percentage of Plans Completed On Time (RER Plans)	Percentage of Plans Late (RER Plans)
COMMERCIAL	2,552	3	99.88%	0.12%	2,500	1	99.96%	0.04%	2,771	3	99.89%	0.11%
RESIDENTIAL	1,669	18	98.92%	1.08%	1,647	6	99.64%	0.36%	1,709	9	99.47%	0.53%
Total	4,221	21	99.50%	0.50%	4,147	7	99.83%	0.17%	4,480	12	99.73%	0.27%

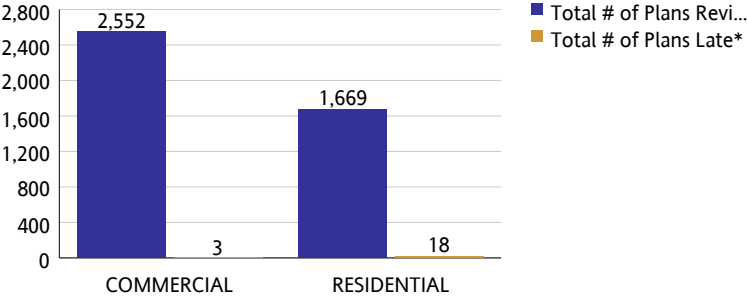
	JAN				FEB				MAR			
	Total # of Plans Reviewed (RER Trades)	Total # of Plans Late (RER Trades)	Percentage of Plans Completed On Time (RER Plans)	Percentage of Plans Late (RER Plans)	Total # of Plans Reviewed (RER Trades)	Total # of Plans Late (RER Trades)	Percentage of Plans Completed On Time (RER Plans)	Percentage of Plans Late (RER Plans)	Total # of Plans Reviewed (RER Trades)	Total # of Plans Late (RER Trades)	Percentage of Plans Completed On Time (RER Plans)	Percentage of Plans Late (RER Plans)
COMMERCIAL	2,865	7	99.76%	0.24%	3,179	2	99.94%	0.06%	4,060	9	99.78%	0.22%
RESIDENTIAL	1,724	14	99.19%	0.81%	1,625	2	99.88%	0.12%	1,964	20	98.98%	1.02%
Total	4,589	21	99.54%	0.46%	4,804	4	99.92%	0.08%	6,024	29	99.52%	0.48%

	APR				MAY			
	Total # of Plans Reviewed (RER Trades)	Total # of Plans Late (RER Trades)	Percentage of Plans Completed On Time (RER Plans)	Percentage of Plans Late (RER Plans)	Total # of Plans Reviewed (RER Trades)	Total # of Plans Late (RER Trades)	Percentage of Plans Completed On Time (RER Plans)	Percentage of Plans Late (RER Plans)
COMMERCIAL	3,418	9	99.74%	0.26%	3,705	10	99.73%	0.27%
RESIDENTIAL	1,952	13	99.33%	0.67%	2,120	16	99.25%	0.75%
Total	5,370	22	99.59%	0.41%	5,825	26	99.55%	0.45%

MIAMI-DADE COUNTY
DEPARTMENT OF REGULATORY AND ECONOMIC RESOURCES (RER)

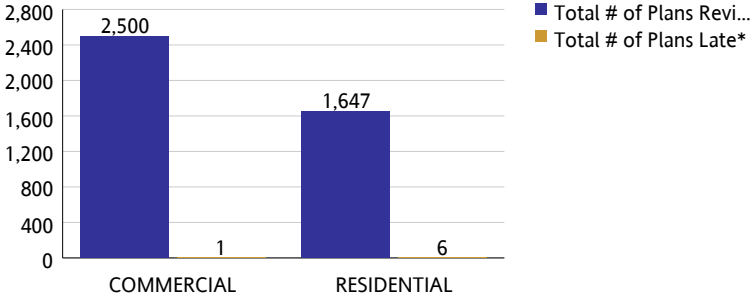
Business Plan
PLANS TRACKING INITIAL REVIEW
From OCTOBER 2017 To SEPTEMBER 2018

For the Month of October



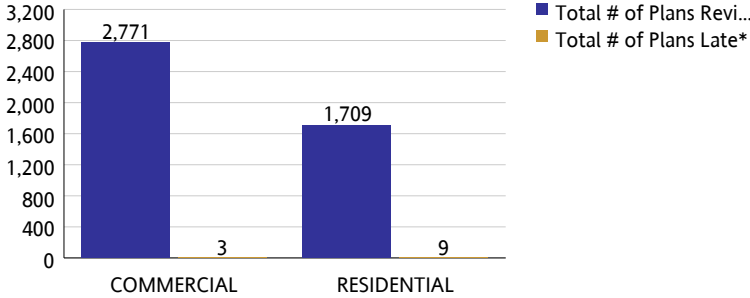
* RER TRADES = BLDG, ELEC, MECH, PLUM

For the Month of November



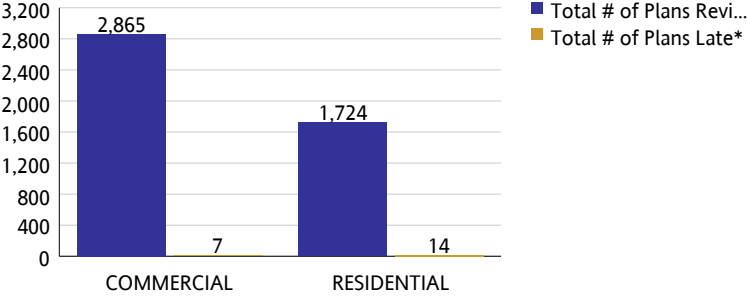
* RER TRADES = BLDG, ELEC, MECH, PLUM

For the Month of December



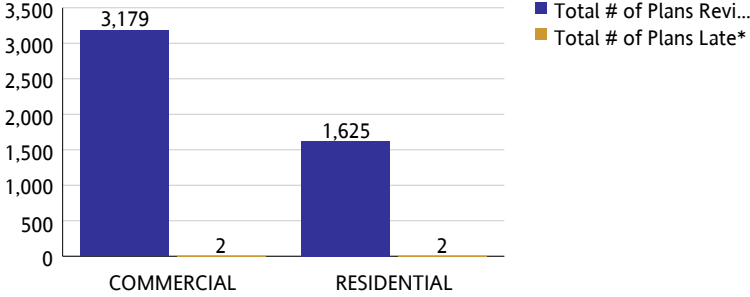
* RER TRADES = BLDG, ELEC, MECH, PLUM

For the Month of January



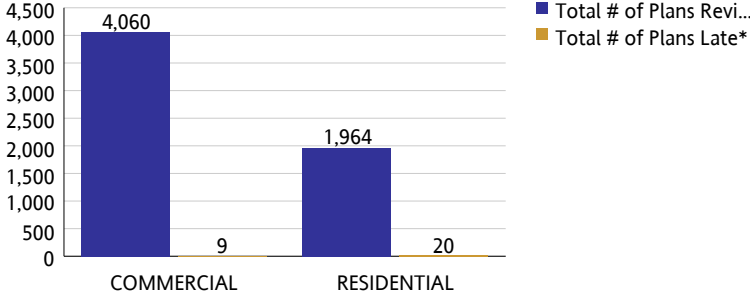
* RER TRADES = BLDG, ELEC, MECH, PLUM

For the Month of February



* RER TRADES = BLDG, ELEC, MECH, PLUM

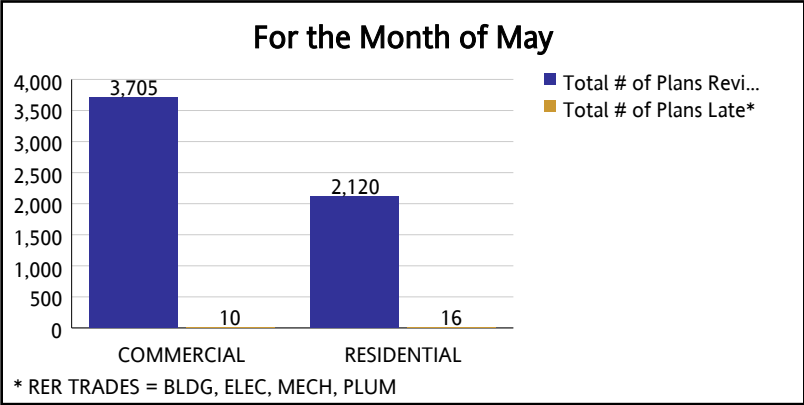
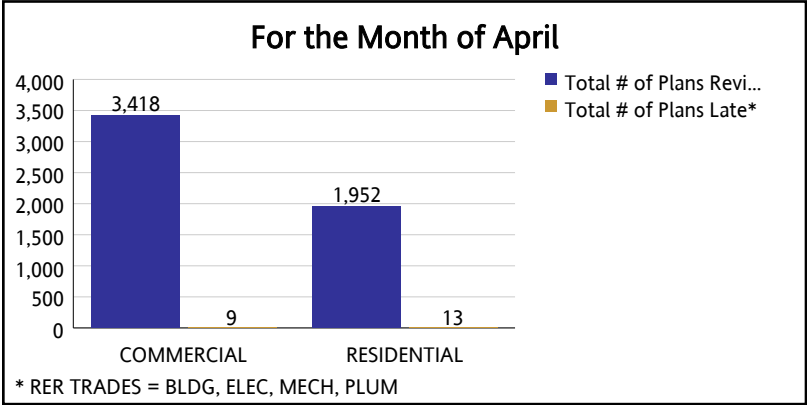
For the Month of March



* RER TRADES = BLDG, ELEC, MECH, PLUM

MIAMI-DADE COUNTY
DEPARTMENT OF REGULATORY AND ECONOMIC RESOURCES (RER)

Business Plan
PLANS TRACKING INITIAL REVIEW
From OCTOBER 2017 To SEPTEMBER 2018



MIAMI-DADE COUNTY
DEPARTMENT OF REGULATORY AND ECONOMIC RESOURCES (RER)
Business Plan
PLANS TRACKING INITIAL REVIEW
Fiscal Year to Date Percentage
From OCTOBER 2017 To SEPTEMBER 2018

	2017						2018										FYTD % of Plans on Time	FYTD % of Plans Late
	OCT		NOV		DEC		JAN		FEB		MAR		APR		MAY			
	Percentage of Plans Completed On Time (RER Plans)	Percentage of Plans Late (RER Plans)	Percentage of Plans Completed On Time (RER Plans)	Percentage of Plans Late (RER Plans)	Percentage of Plans Completed On Time (RER Plans)	Percentage of Plans Late (RER Plans)	Percentage of Plans Completed On Time (RER Plans)	Percentage of Plans Late (RER Plans)	Percentage of Plans Completed On Time (RER Plans)	Percentage of Plans Late (RER Plans)	Percentage of Plans Completed On Time (RER Plans)	Percentage of Plans Late (RER Plans)	Percentage of Plans Completed On Time (RER Plans)	Percentage of Plans Late (RER Plans)	Percentage of Plans Completed On Time (RER Plans)	Percentage of Plans Late (RER Plans)		
COMMERCIAL	99.88%	0.12%	99.96%	0.04%	99.89%	0.11%	99.76%	0.24%	99.94%	0.06%	99.78%	0.22%	99.74%	0.26%	99.73%	0.27%	99.82%	0.18%
RESIDENTIAL	98.92%	1.08%	99.64%	0.36%	99.47%	0.53%	99.19%	0.81%	99.88%	0.12%	98.98%	1.02%	99.33%	0.67%	99.25%	0.75%	99.32%	0.68%
Total	99.50%	0.50%	99.83%	0.17%	99.73%	0.27%	99.54%	0.46%	99.92%	0.08%	99.52%	0.48%	99.59%	0.41%	99.55%	0.45%	99.64%	0.36%