

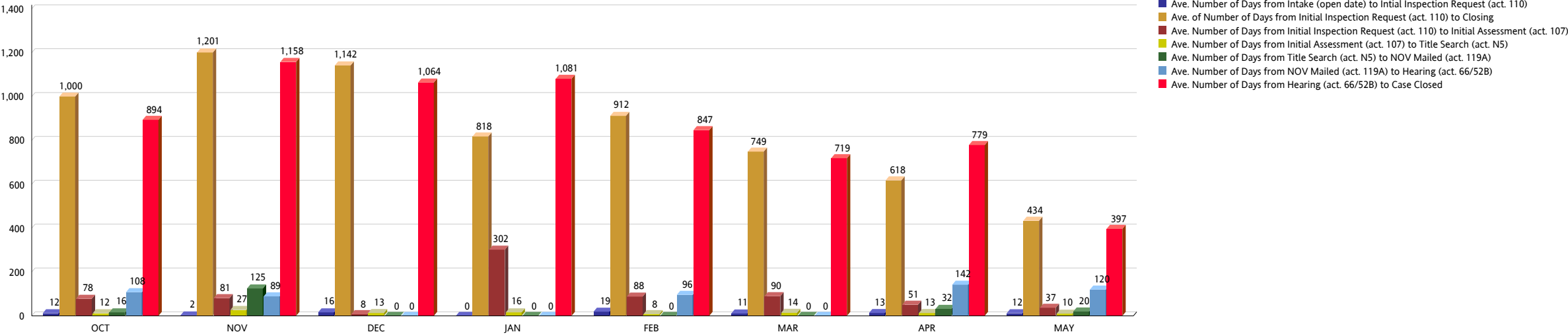
MIAMI-DADE COUNTY
DEPARTMENT OF REGULATORY AND ECONOMIC RESOURCES (RER)
UNSAFE STRUCTURES MEASURES - COMMERCIAL
From OCTOBER 2017 To SEPTEMBER 2018

COMMERCIAL NO INJUNCTION (ALL PROPERTIES)	OCT	NOV	DEC	JAN	FEB	MAR	APR	MAY	YTD TOTAL
Ave. Number of Days from Intake (open date) to Intial Inspection Request (act. 110)	12	2	16	0	19	11	13	12	
Number of Cases from Intake (open date) to Intial Inspection Request (act. 110)	23	11	17	9	5	34	28	26	153
Ave. of Number of Days from Initial Inspection Request (act. 110) to Closing	1,000	1,201	1,142	818	912	749	618	434	
Number of Cases from Initial Inspection Request (act. 110) to Closing	23	11	17	9	5	34	28	26	153
Ave. Number of Days from Initial Inspection Request (act. 110) to Initial Assessment (act. 107)	78	81	8	302	88	90	51	37	
Number of Cases Closed from Initial Inspection Request (act. 110) to Initial Assessment (act. 107)	22	9	17	8	5	25	21	26	133
Ave. Number of Days from Initial Assessment (act. 107) to Title Search (act. N5)	12	27	13	16	8	14	13	10	
Number of Cases from Initial Assessment (act. 107) to Title Search (act. N5)	18	6	5	5	4	18	16	12	84
Ave. Number of Days from Title Search (act. N5) to NOV Mailed (act. 119A)	16	125	0	0	0	0	32	20	
Number of Cases from Title Search (act. N5) to NOV Mailed (act. 119A)	2	1	0	0	0	0	14	12	29
Ave. Number of Days from NOV Mailed (act. 119A) to Hearing (act. 66/52B)	108	89	0	0	96	0	142	120	
Number of Cases from NOV Mailed (act. 119A) to Hearing (act. 66/52B)	2	1	0	0	1	0	11	11	26
Ave. Number of Days from Hearing (act. 66/52B) to Case Closed	894	1,158	1,064	1,081	847	719	779	397	
Number of Cases from Hearing (act. 66/52B) to Case Closed	19	7	16	2	4	11	12	11	82

	Weighted Average
Ave. Number of Days from Intake (open date) to Intial Inspection Request (act. 110)	11.21
Ave. of Number of Days from Initial Inspection Request (act. 110) to Closing	794.78
Ave. Number of Days from Initial Inspection Request (act. 110) to Initial Assessment (act. 107)	73.08
Ave. Number of Days from Initial Assessment (act. 107) to Title Search (act. N5)	13.51
Ave. Number of Days from Title Search (act. N5) to NOV Mailed (act. 119A)	29.14
Ave. Number of Days from NOV Mailed (act. 119A) to Hearing (act. 66/52B)	126.27
Ave. Number of Days from Hearing (act. 66/52B) to Case Closed	845.00

MIAMI-DADE COUNTY
DEPARTMENT OF REGULATORY AND ECONOMIC RESOURCES (RER)
UNSAFE STRUCTURES MEASURES - COMMERCIAL
From OCTOBER 2017 To SEPTEMBER 2018

COMMERCIAL / NO INJUNCTION / ALL PROPERTIES



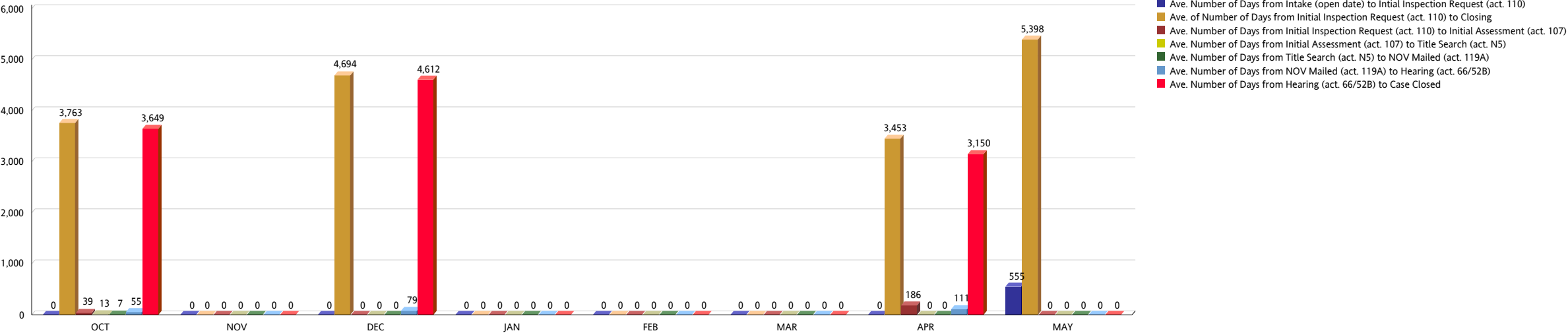
MIAMI-DADE COUNTY
DEPARTMENT OF REGULATORY AND ECONOMIC RESOURCES (RER)
UNSAFE STRUCTURES MEASURES - COMMERCIAL
From OCTOBER 2017 To SEPTEMBER 2018

COMMERCIAL WITH INJUNCTION (ALL PROPERTIES)	OCT	NOV	DEC	JAN	FEB	MAR	APR	MAY	YTD TOTAL
Ave. Number of Days from Intake (open date) to Intial Inspection Request (act. 110)	0	0	0	0	0	0	0	555	
Number of Cases from Intake (open date) to Intial Inspection Request (act. 110)	1	0	1	0	0	0	9	1	12
Ave. of Number of Days from Initial Inspection Request (act. 110) to Closing	3,763	0	4,694	0	0	0	3,453	5,398	
Number of Cases from Initial Inspection Request (act. 110) to Closing	1	0	1	0	0	0	9	1	12
Ave. Number of Days from Initial Inspection Request (act. 110) to Initial Assessment (act. 107)	39	0	0	0	0	0	186	0	
Number of Cases Closed from Initial Inspection Request (act. 110) to Initial Assessment (act. 107)	1	0	1	0	0	0	8	0	10
Ave. Number of Days from Initial Assessment (act. 107) to Title Search (act. N5)	13	0	0	0	0	0	0	0	
Number of Cases from Initial Assessment (act. 107) to Title Search (act. N5)	1	0	0	0	0	0	0	0	1
Ave. Number of Days from Title Search (act. N5) to NOV Mailed (act. 119A)	7	0	0	0	0	0	0	0	
Number of Cases from Title Search (act. N5) to NOV Mailed (act. 119A)	1	0	0	0	0	0	0	0	1
Ave. Number of Days from NOV Mailed (act. 119A) to Hearing (act. 66/52B)	55	0	79	0	0	0	111	0	
Number of Cases from NOV Mailed (act. 119A) to Hearing (act. 66/52B)	1	0	1	0	0	0	8	0	10
Ave. Number of Days from Hearing (act. 66/52B) to Case Closed	3,649	0	4,612	0	0	0	3,150	0	
Number of Cases from Hearing (act. 66/52B) to Case Closed	1	0	1	0	0	0	9	0	11

	Weighted Average
Ave. Number of Days from Intake (open date) to Intial Inspection Request (act. 110)	46.25
Ave. of Number of Days from Initial Inspection Request (act. 110) to Closing	3,744.33
Ave. Number of Days from Initial Inspection Request (act. 110) to Initial Assessment (act. 107)	152.70
Ave. Number of Days from Initial Assessment (act. 107) to Title Search (act. N5)	13.00
Ave. Number of Days from Title Search (act. N5) to NOV Mailed (act. 119A)	7.00
Ave. Number of Days from NOV Mailed (act. 119A) to Hearing (act. 66/52B)	102.20
Ave. Number of Days from Hearing (act. 66/52B) to Case Closed	3,328.27

MIAMI-DADE COUNTY
DEPARTMENT OF REGULATORY AND ECONOMIC RESOURCES (RER)
UNSAFE STRUCTURES MEASURES - COMMERCIAL
From OCTOBER 2017 To SEPTEMBER 2018

COMMERCIAL / WITH INJUNCTION / ALL PROPERTIES



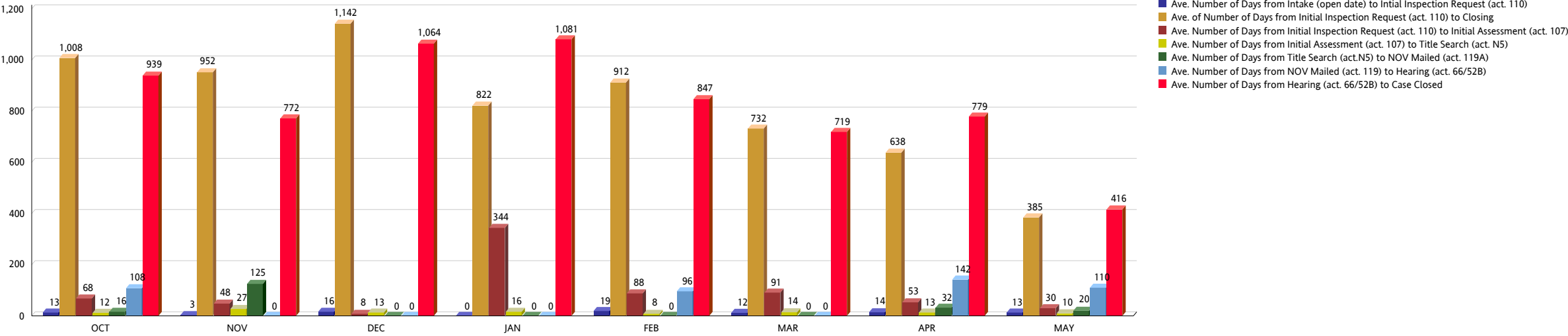
MIAMI-DADE COUNTY
DEPARTMENT OF REGULATORY AND ECONOMIC RESOURCES (RER)
UNSAFE STRUCTURES MEASURES - COMMERCIAL
From OCTOBER 2017 To SEPTEMBER 2018

COMMERCIAL NO INJUNCTION (EXCLUDING COUNTY PROPERTIES)	OCT	NOV	DEC	JAN	FEB	MAR	APR	MAY	YTD TOTAL
Ave. Number of Days from Intake (open date) to Intial Inspection Request (act. 110)	13	3	16	0	19	12	14	13	
Number of Cases from Intake (open date) to Intial Inspection Request (act. 110)	22	9	17	8	5	31	26	24	142
Ave. of Number of Days from Initial Inspection Request (act. 110) to Closing	1,008	952	1,142	822	912	732	638	385	
Number of Cases from Initial Inspection Request (act. 110) to Closing	22	9	17	8	5	31	26	24	142
Ave. Number of Days from Initial Inspection Request (act. 110) to Initial Assessment (act. 107)	68	48	8	344	88	91	53	30	
Number of Cases from Initial Inspection Request (act. 110) to Initial Assessment (act. 107)	21	7	17	7	5	22	19	24	122
Ave. Number of Days from Initial Assessment (act. 107) to Title Search (act. N5)	12	27	13	16	8	14	13	10	
Number of Cases from Initial Assessment (act. 107) to Title Search (act. N5)	18	6	5	5	4	18	16	12	84
Ave. Number of Days from Title Search (act.N5) to NOV Mailed (act. 119A)	16	125	0	0	0	0	32	20	
Number of Cases from Title Search (act. N5) to NOV Mailed (act. 119A)	2	1	0	0	0	0	14	12	29
Ave. Number of Days from NOV Mailed (act. 119) to Hearing (act. 66/52B)	108	0	0	0	96	0	142	110	
Number of Cases from NOV Mailed (act. 119) to Hearing (act. 66/52B)	2	0	0	0	1	0	11	10	24
Ave. Number of Days from Hearing (act. 66/52B) to Case Closed	939	772	1,064	1,081	847	719	779	416	
Number of Cases from Hearing (act. 66/52B) to Case Closed	18	6	16	2	4	11	12	10	79

	Weighted Average
Ave. Number of Days from Intake (open date) to Intial Inspection Request (act. 110)	12.17
Ave. of Number of Days from Initial Inspection Request (act. 110) to Closing	773.34
Ave. Number of Days from Initial Inspection Request (act. 110) to Initial Assessment (act. 107)	69.48
Ave. Number of Days from Initial Assessment (act. 107) to Title Search (act. N5)	13.51
Ave. Number of Days from Title Search (act. N5) to NOV Mailed (act. 119A)	29.14
Ave. Number of Days from NOV Mailed (act. 119A) to Hearing (act. 66/52B)	123.92
Ave. Number of Days from Hearing (act. 66/52B) to Case Closed	829.43

MIAMI-DADE COUNTY
DEPARTMENT OF REGULATORY AND ECONOMIC RESOURCES (RER)
UNSAFE STRUCTURES MEASURES - COMMERCIAL
From OCTOBER 2017 To SEPTEMBER 2018

COMMERCIAL / NO INJUNCTION / EXCLUDING COUNTY PROPERTIES



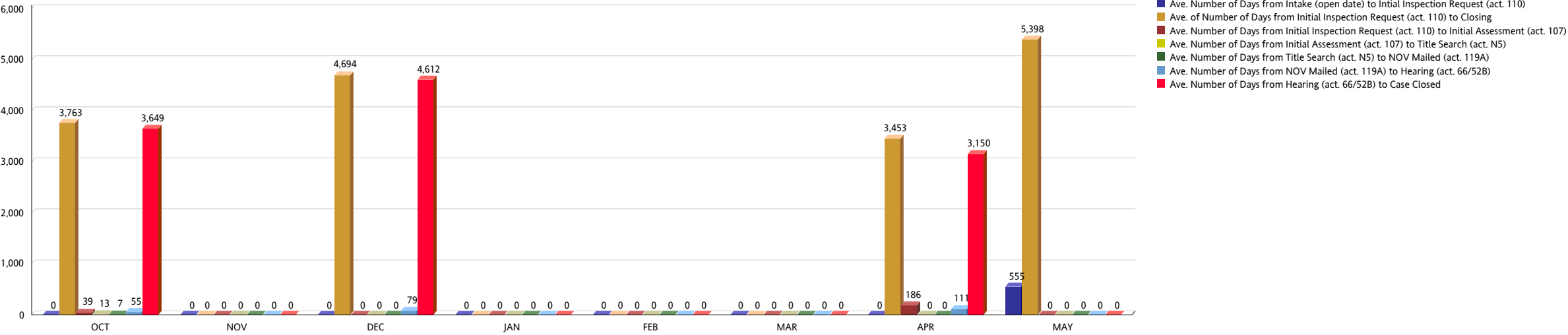
MIAMI-DADE COUNTY
DEPARTMENT OF REGULATORY AND ECONOMIC RESOURCES (RER)
UNSAFE STRUCTURES MEASURES - COMMERCIAL
From OCTOBER 2017 To SEPTEMBER 2018

COMMERCIAL WITH INJUNCTION (EXCLUDING COUNTY PROPERTIES)	OCT	NOV	DEC	JAN	FEB	MAR	APR	MAY	YTD TOTAL
Ave. Number of Days from Intake (open date) to Intial Inspection Request (act. 110)	0	0	0	0	0	0	0	555	
Number of Cases from Intake (open date) to Intial Inspection Request (act. 110)	1	0	1	0	0	0	9	1	12
Ave. of Number of Days from Initial Inspection Request (act. 110) to Closing	3,763	0	4,694	0	0	0	3,453	5,398	
Number of Cases from Initial Inspection Request (act. 110) to Closing	1	0	1	0	0	0	9	1	12
Ave. Number of Days from Initial Inspection Request (act. 110) to Initial Assessment (act. 107)	39	0	0	0	0	0	186	0	
Number of Cases Closed from Initial Inspection Request (act. 110) to Initial Assessment (act. 107)	1	0	1	0	0	0	8	0	10
Ave. Number of Days from Initial Assessment (act. 107) to Title Search (act. N5)	13	0	0	0	0	0	0	0	
Number of Cases from Initial Assessment (act. 107) to Title Search (act. N5)	1	0	0	0	0	0	0	0	1
Ave. Number of Days from Title Search (act. N5) to NOV Mailed (act. 119A)	7	0	0	0	0	0	0	0	
Number of Cases from Title Search (act. N5) to NOV Mailed (act. 119A)	1	0	0	0	0	0	0	0	1
Ave. Number of Days from NOV Mailed (act. 119A) to Hearing (act. 66/52B)	55	0	79	0	0	0	111	0	
Number of Cases from NOV Mailed (act. 119A) to Hearing (act. 66/52B)	1	0	1	0	0	0	8	0	10
Ave. Number of Days from Hearing (act. 66/52B) to Case Closed	3,649	0	4,612	0	0	0	3,150	0	
Number of Cases from Hearing (act. 66/52B) to Case Closed	1	0	1	0	0	0	9	0	11

	Weighted Average
Ave. Number of Days from Intake (open date) to Intial Inspection Request (act. 110)	46.25
Ave. of Number of Days from Initial Inspection Request (act. 110) to Closing	3,744.33
Ave. Number of Days from Initial Inspection Request (act. 110) to Initial Assessment (act. 107)	152.70
Ave. Number of Days from Initial Assessment (act. 107) to Title Search (act. N5)	13.00
Ave. Number of Days from Title Search (act. N5) to NOV Mailed (act. 119A)	7.00
Ave. Number of Days from NOV Mailed (act. 119A) to Hearing (act. 66/52B)	102.20
Ave. Number of Days from Hearing (act. 66/52B) to Case Closed	3,328.27

MIAMI-DADE COUNTY
DEPARTMENT OF REGULATORY AND ECONOMIC RESOURCES (RER)
UNSAFE STRUCTURES MEASURES - COMMERCIAL
From OCTOBER 2017 To SEPTEMBER 2018

COMMERCIAL / WITH INJUNCTION / EXCLUDING COUNTY PROPERTIES



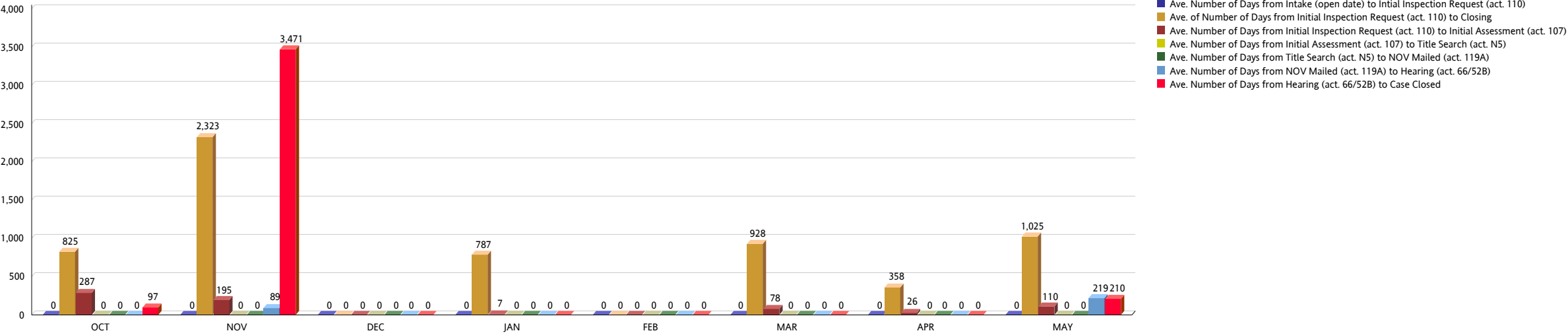
MIAMI-DADE COUNTY
DEPARTMENT OF REGULATORY AND ECONOMIC RESOURCES (RER)
UNSAFE STRUCTURES MEASURES - COMMERCIAL
From OCTOBER 2017 To SEPTEMBER 2018

COMMERCIAL NO INJUNCTION (COUNTY PROPERTIES)	OCT	NOV	DEC	JAN	FEB	MAR	APR	MAY	YTD TOTAL
Ave. Number of Days from Intake (open date) to Intial Inspection Request (act. 110)	0	0	0	0	0	0	0	0	
Number of Cases from Intake (open date) to Intial Inspection Request (act. 110)	1	2	0	1	0	3	2	2	11
Ave. of Number of Days from Initial Inspection Request (act. 110) to Closing	825	2,323	0	787	0	928	358	1,025	
Number of Cases from Initial Inspection Request (act. 110) to Closing	1	2	0	1	0	3	2	2	11
Ave. Number of Days from Initial Inspection Request (act. 110) to Initial Assessment (act. 107)	287	195	0	7	0	78	26	110	
Number of Cases Closed from Initial Inspection Request (act. 110) to Initial Assessment (act. 107)	1	2	0	1	0	3	2	2	11
Ave. Number of Days from Initial Assessment (act. 107) to Title Search (act. N5)	0	0	0	0	0	0	0	0	
Number of Cases from Initial Assessment (act. 107) to Title Search (act. N5)	0	0	0	0	0	0	0	0	0
Ave. Number of Days from Title Search (act. N5) to NOV Mailed (act. 119A)	0	0	0	0	0	0	0	0	
Number of Cases from Title Search (act. N5) to NOV Mailed (act. 119A)	0	0	0	0	0	0	0	0	0
Ave. Number of Days from NOV Mailed (act. 119A) to Hearing (act. 66/52B)	0	89	0	0	0	0	0	219	
Number of Cases from NOV Mailed (act. 119A) to Hearing (act. 66/52B)	0	1	0	0	0	0	0	1	2
Ave. Number of Days from Hearing (act. 66/52B) to Case Closed	97	3,471	0	0	0	0	0	210	
Number of Cases from Hearing (act. 66/52B) to Case Closed	1	1	0	0	0	0	0	1	3

	Weighted Average
Ave. Number of Days from Intake (open date) to Intial Inspection Request (act. 110)	0
Ave. of Number of Days from Initial Inspection Request (act. 110) to Closing	1,073.45
Ave. Number of Days from Initial Inspection Request (act. 110) to Initial Assessment (act. 107)	108.18
Ave. Number of Days from Initial Assessment (act. 107) to Title Search (act. N5)	0
Ave. Number of Days from Title Search (act. N5) to NOV Mailed (act. 119A)	0
Ave. Number of Days from NOV Mailed (act. 119A) to Hearing (act. 66/52B)	154.00
Ave. Number of Days from Hearing (act. 66/52B) to Case Closed	1,259.33

MIAMI-DADE COUNTY
DEPARTMENT OF REGULATORY AND ECONOMIC RESOURCES (RER)
UNSAFE STRUCTURES MEASURES - COMMERCIAL
From OCTOBER 2017 To SEPTEMBER 2018

COMMERCIAL / NO INJUNCTION / COUNTY PROPERTIES



MIAMI-DADE COUNTY
DEPARTMENT OF REGULATORY AND ECONOMIC RESOURCES (RER)
UNSAFE STRUCTURES MEASURES - COMMERCIAL
From OCTOBER 2017 To SEPTEMBER 2018

COMMERCIAL WITH INJUNCTION (COUNTY PROPERTIES)	OCT	NOV	DEC	JAN	FEB	MAR	APR	MAY	YTD TOTAL
Ave. Number of Days from Intake (open date) to Intial Inspection Request (act. 110)	0	0	0	0	0	0	0	0	
Number of Cases from Intake (open date) to Intial Inspection Request (act. 110)	0	0	0	0	0	0	0	0	0
Ave. of Number of Days from Initial Inspection Request (act. 110) to Closing	0	0	0	0	0	0	0	0	
Number of Cases from Initial Inspection Request (act. 110) to Closing	0	0	0	0	0	0	0	0	0
Ave. Number of Days from Initial Inspection Request (act. 110) to Initial Assessment (act. 107)	0	0	0	0	0	0	0	0	
Number of Cases Closed from Initial Inspection Request (act. 110) to Initial Assessment (act. 107)	0	0	0	0	0	0	0	0	0
Ave. Number of Days from Initial Assessment (act. 107) to Title Search (act. N5)	0	0	0	0	0	0	0	0	
Number of Cases from Initial Assessment (act. 107) to Title Search (act. N5)	0	0	0	0	0	0	0	0	0
Ave. Number of Days from Title Search (act. N5) to NOV Mailed (act. 119)	0	0	0	0	0	0	0	0	
Number of Cases from Title Search (act. N5) to NOV Mailed	0	0	0	0	0	0	0	0	0
Ave. Number of Days from NOV Mailed (act. 119) to Hearing (act. 66/52B)	0	0	0	0	0	0	0	0	
Number of Cases from NOV Mailed (act. 119) to Hearing (act. 66/52B)	0	0	0	0	0	0	0	0	0
Ave. Number of Days from Hearing (act. 66/52B) to Case Closed	0	0	0	0	0	0	0	0	
Number of Cases from Hearing (act. 66/52B) to Case Closed	0	0	0	0	0	0	0	0	0

	Weighted Average
Ave. Number of Days from Intake (open date) to Intial Inspection Request (act. 110)	0
Ave. of Number of Days from Initial Inspection Request (act. 110) to Closing	0
Ave. Number of Days from Initial Inspection Request (act. 110) to Initial Assessment (act. 107)	0
Ave. Number of Days from Initial Assessment (act. 107) to Title Search (act. N5)	0
Ave. Number of Days from Title Search (act. N5) to NOV Mailed (act. 119)	0
Ave. Number of Days from NOV Mailed (act. 119) to Hearing (act. 66/52B)	0
Ave. Number of Days from Hearing (act. 66/52B) to Case Closed	0

MIAMI-DADE COUNTY
DEPARTMENT OF REGULATORY AND ECONOMIC RESOURCES (RER)
UNSAFE STRUCTURES MEASURES - COMMERCIAL
From OCTOBER 2017 To SEPTEMBER 2018

COMMERCIAL / WITH INJUNCTION / COUNTY PROPERTIES

