

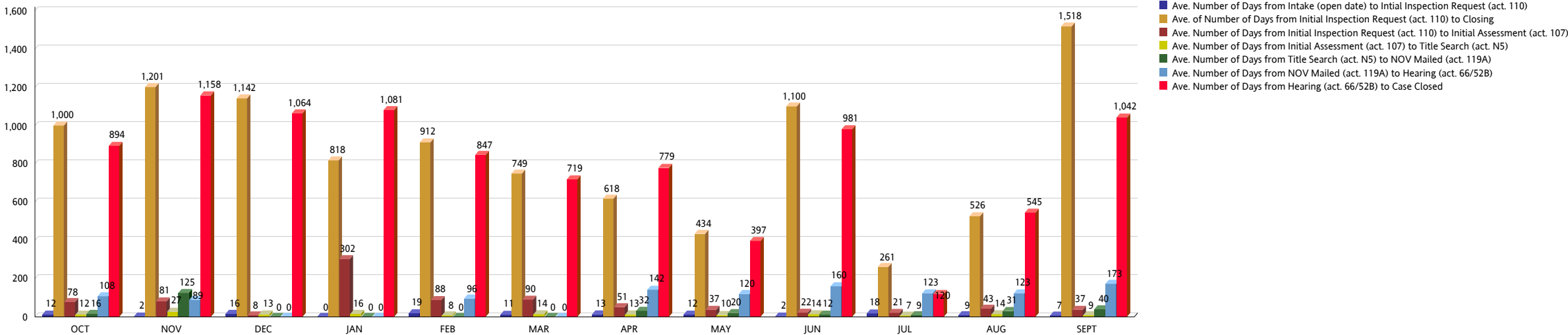
**MIAMI-DADE COUNTY**  
**DEPARTMENT OF REGULATORY AND ECONOMIC RESOURCES (RER)**  
**UNSAFE STRUCTURES MEASURES - COMMERCIAL**  
**From OCTOBER 2017 To SEPTEMBER 2018**

COMMERCIAL NO INJUNCTION (ALL PROPERTIES)	OCT	NOV	DEC	JAN	FEB	MAR	APR	MAY	JUN	JUL	AUG	SEPT	YTD TOTAL
Ave. Number of Days from Intake (open date) to Intial Inspection Request (act. 110)	12	2	16	0	19	11	13	12	2	18	9	7	
Number of Cases from Intake (open date) to Intial Inspection Request (act. 110)	23	11	17	9	5	34	28	26	28	9	26	14	230
Ave. of Number of Days from Initial Inspection Request (act. 110) to Closing	1,000	1,201	1,142	818	912	749	618	434	1,100	261	526	1,518	
Number of Cases from Initial Inspection Request (act. 110) to Closing	23	11	17	9	5	34	28	26	28	9	26	14	230
Ave. Number of Days from Initial Inspection Request (act. 110) to Initial Assessment (act. 107)	78	81	8	302	88	90	51	37	22	21	43	37	
Number of Cases Closed from Initial Inspection Request (act. 110) to Initial Assessment (act. 107)	22	9	17	8	5	25	21	26	26	7	24	12	202
Ave. Number of Days from Initial Assessment (act. 107) to Title Search (act. N5)	12	27	13	16	8	14	13	10	14	7	14	9	
Number of Cases from Initial Assessment (act. 107) to Title Search (act. N5)	18	6	5	5	4	18	16	12	14	4	12	6	120
Ave. Number of Days from Title Search (act. N5) to NOV Mailed (act. 119A)	16	125	0	0	0	0	32	20	12	9	31	40	
Number of Cases from Title Search (act. N5) to NOV Mailed (act. 119A)	2	1	0	0	0	0	14	12	14	4	12	6	65
Ave. Number of Days from NOV Mailed (act. 119A) to Hearing (act. 66/52B)	108	89	0	0	96	0	142	120	160	123	123	173	
Number of Cases from NOV Mailed (act. 119A) to Hearing (act. 66/52B)	2	1	0	0	1	0	11	11	20	6	12	11	75
Ave. Number of Days from Hearing (act. 66/52B) to Case Closed	894	1,158	1,064	1,081	847	719	779	397	981	120	545	1,042	
Number of Cases from Hearing (act. 66/52B) to Case Closed	19	7	16	2	4	11	12	11	20	6	12	12	132

	Weighted Average
Ave. Number of Days from Intake (open date) to Intial Inspection Request (act. 110)	9.85
Ave. of Number of Days from Initial Inspection Request (act. 110) to Closing	824.69
Ave. Number of Days from Initial Inspection Request (act. 110) to Initial Assessment (act. 107)	58.99
Ave. Number of Days from Initial Assessment (act. 107) to Title Search (act. N5)	13.18
Ave. Number of Days from Title Search (act. N5) to NOV Mailed (act. 119A)	25.55
Ave. Number of Days from NOV Mailed (act. 119A) to Hearing (act. 66/52B)	141.33
Ave. Number of Days from Hearing (act. 66/52B) to Case Closed	823.29

**MIAMI-DADE COUNTY**  
**DEPARTMENT OF REGULATORY AND ECONOMIC RESOURCES (RER)**  
**UNSAFE STRUCTURES MEASURES - COMMERCIAL**  
**From OCTOBER 2017 To SEPTEMBER 2018**

**COMMERCIAL / NO INJUNCTION / ALL PROPERTIES**



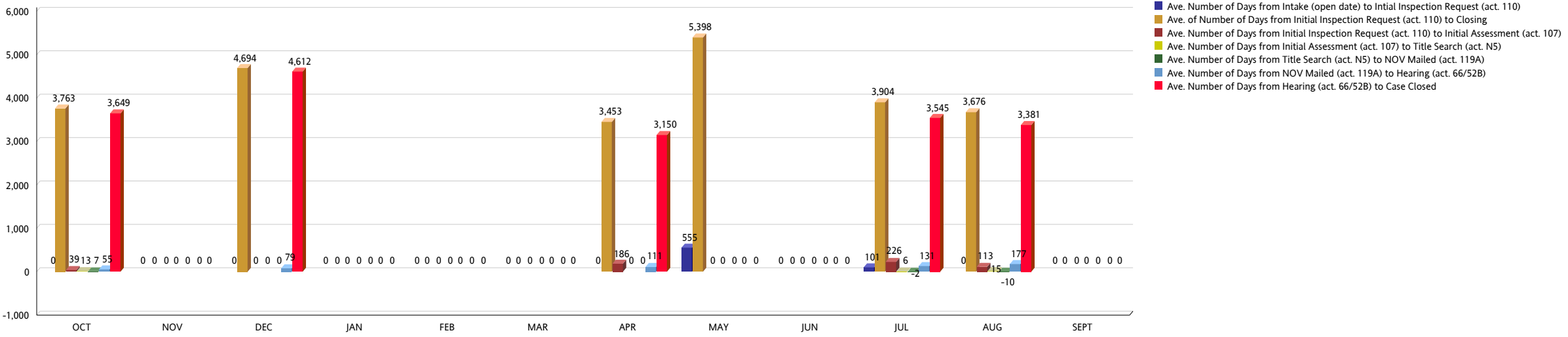
**MIAMI-DADE COUNTY**  
**DEPARTMENT OF REGULATORY AND ECONOMIC RESOURCES (RER)**  
**UNSAFE STRUCTURES MEASURES - COMMERCIAL**  
**From OCTOBER 2017 To SEPTEMBER 2018**

COMMERCIAL WITH INJUNCTION (ALL PROPERTIES)	OCT	NOV	DEC	JAN	FEB	MAR	APR	MAY	JUN	JUL	AUG	SEPT	YTD TOTAL
Ave. Number of Days from Intake (open date) to Intial Inspection Request (act. 110)	0	0	0	0	0	0	0	555	0	101	0	0	
Number of Cases from Intake (open date) to Intial Inspection Request (act. 110)	1	0	1	0	0	0	9	1	0	2	1	0	15
Ave. of Number of Days from Initial Inspection Request (act. 110) to Closing	3,763	0	4,694	0	0	0	3,453	5,398	0	3,904	3,676	0	
Number of Cases from Initial Inspection Request (act. 110) to Closing	1	0	1	0	0	0	9	1	0	2	1	0	15
Ave. Number of Days from Initial Inspection Request (act. 110) to Initial Assessment (act. 107)	39	0	0	0	0	0	186	0	0	226	113	0	
Number of Cases Closed from Initial Inspection Request (act. 110) to Initial Assessment (act. 107)	1	0	1	0	0	0	8	0	0	2	1	0	13
Ave. Number of Days from Initial Assessment (act. 107) to Title Search (act. N5)	13	0	0	0	0	0	0	0	0	6	15	0	
Number of Cases from Initial Assessment (act. 107) to Title Search (act. N5)	1	0	0	0	0	0	0	0	0	1	1	0	3
Ave. Number of Days from Title Search (act. N5) to NOV Mailed (act. 119A)	7	0	0	0	0	0	0	0	0	-2	-10	0	
Number of Cases from Title Search (act. N5) to NOV Mailed (act. 119A)	1	0	0	0	0	0	0	0	0	1	1	0	3
Ave. Number of Days from NOV Mailed (act. 119A) to Hearing (act. 66/52B)	55	0	79	0	0	0	111	0	0	131	177	0	
Number of Cases from NOV Mailed (act. 119A) to Hearing (act. 66/52B)	1	0	1	0	0	0	8	0	0	2	1	0	13
Ave. Number of Days from Hearing (act. 66/52B) to Case Closed	3,649	0	4,612	0	0	0	3,150	0	0	3,545	3,381	0	
Number of Cases from Hearing (act. 66/52B) to Case Closed	1	0	1	0	0	0	9	0	0	2	1	0	14

	Weighted Average
Ave. Number of Days from Intake (open date) to Intial Inspection Request (act. 110)	50.47
Ave. of Number of Days from Initial Inspection Request (act. 110) to Closing	3,761.07
Ave. Number of Days from Initial Inspection Request (act. 110) to Initial Assessment (act. 107)	160.92
Ave. Number of Days from Initial Assessment (act. 107) to Title Search (act. N5)	11.33
Ave. Number of Days from Title Search (act. N5) to NOV Mailed (act. 119A)	-1.67
Ave. Number of Days from NOV Mailed (act. 119A) to Hearing (act. 66/52B)	112.38
Ave. Number of Days from Hearing (act. 66/52B) to Case Closed	3,363.00

**MIAMI-DADE COUNTY**  
**DEPARTMENT OF REGULATORY AND ECONOMIC RESOURCES (RER)**  
**UNSAFE STRUCTURES MEASURES - COMMERCIAL**  
**From OCTOBER 2017 To SEPTEMBER 2018**

**COMMERCIAL / WITH INJUNCTION / ALL PROPERTIES**



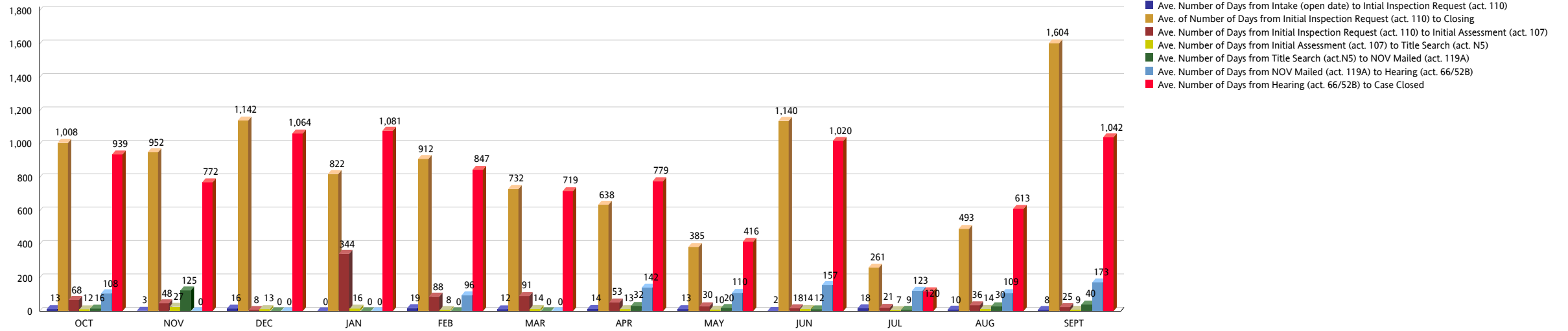
**MIAMI-DADE COUNTY**  
**DEPARTMENT OF REGULATORY AND ECONOMIC RESOURCES (RER)**  
**UNSAFE STRUCTURES MEASURES - COMMERCIAL**  
**From OCTOBER 2017 To SEPTEMBER 2018**

COMMERCIAL NO INJUNCTION (EXCLUDING COUNTY PROPERTIES)	OCT	NOV	DEC	JAN	FEB	MAR	APR	MAY	JUN	JUL	AUG	SEPT	YTD TOTAL
Ave. Number of Days from Intake (open date) to Intial Inspection Request (act. 110)	13	3	16	0	19	12	14	13	2	18	10	8	
Number of Cases from Intake (open date) to Intial Inspection Request (act. 110)	22	9	17	8	5	31	26	24	26	9	23	13	213
Ave. of Number of Days from Initial Inspection Request (act. 110) to Closing	1,008	952	1,142	822	912	732	638	385	1,140	261	493	1,604	
Number of Cases from Initial Inspection Request (act. 110) to Closing	22	9	17	8	5	31	26	24	26	9	23	13	213
Ave. Number of Days from Initial Inspection Request (act. 110) to Initial Assessment (act. 107)	68	48	8	344	88	91	53	30	18	21	36	25	
Number of Cases from Initial Inspection Request (act. 110) to Initial Assessment (act. 107)	21	7	17	7	5	22	19	24	24	7	21	11	185
Ave. Number of Days from Initial Assessment (act. 107) to Title Search (act. N5)	12	27	13	16	8	14	13	10	14	7	14	9	
Number of Cases from Initial Assessment (act. 107) to Title Search (act. N5)	18	6	5	5	4	18	16	12	14	4	11	6	119
Ave. Number of Days from Title Search (act.N5) to NOV Mailed (act. 119A)	16	125	0	0	0	0	32	20	12	9	30	40	
Number of Cases from Title Search (act. N5) to NOV Mailed (act. 119A)	2	1	0	0	0	0	14	12	14	4	11	6	64
Ave. Number of Days from NOV Mailed (act. 119A) to Hearing (act. 66/52B)	108	0	0	0	96	0	142	110	157	123	109	173	
Number of Cases from NOV Mailed (act. 119A) to Hearing (act. 66/52B)	2	0	0	0	1	0	11	10	19	6	9	11	69
Ave. Number of Days from Hearing (act. 66/52B) to Case Closed	939	772	1,064	1,081	847	719	779	416	1,020	120	613	1,042	
Number of Cases from Hearing (act. 66/52B) to Case Closed	18	6	16	2	4	11	12	10	19	6	9	12	125

	Weighted Average
Ave. Number of Days from Intake (open date) to Intial Inspection Request (act. 110)	10.69
Ave. of Number of Days from Initial Inspection Request (act. 110) to Closing	816.87
Ave. Number of Days from Initial Inspection Request (act. 110) to Initial Assessment (act. 107)	54.52
Ave. Number of Days from Initial Assessment (act. 107) to Title Search (act. N5)	13.17
Ave. Number of Days from Title Search (act. N5) to NOV Mailed (act. 119A)	25.30
Ave. Number of Days from NOV Mailed (act. 119A) to Hearing (act. 66/52B)	138.83
Ave. Number of Days from Hearing (act. 66/52B) to Case Closed	829.17

**MIAMI-DADE COUNTY**  
**DEPARTMENT OF REGULATORY AND ECONOMIC RESOURCES (RER)**  
**UNSAFE STRUCTURES MEASURES - COMMERCIAL**  
**From OCTOBER 2017 To SEPTEMBER 2018**

**COMMERCIAL / NO INJUNCTION / EXCLUDING COUNTY PROPERTIES**

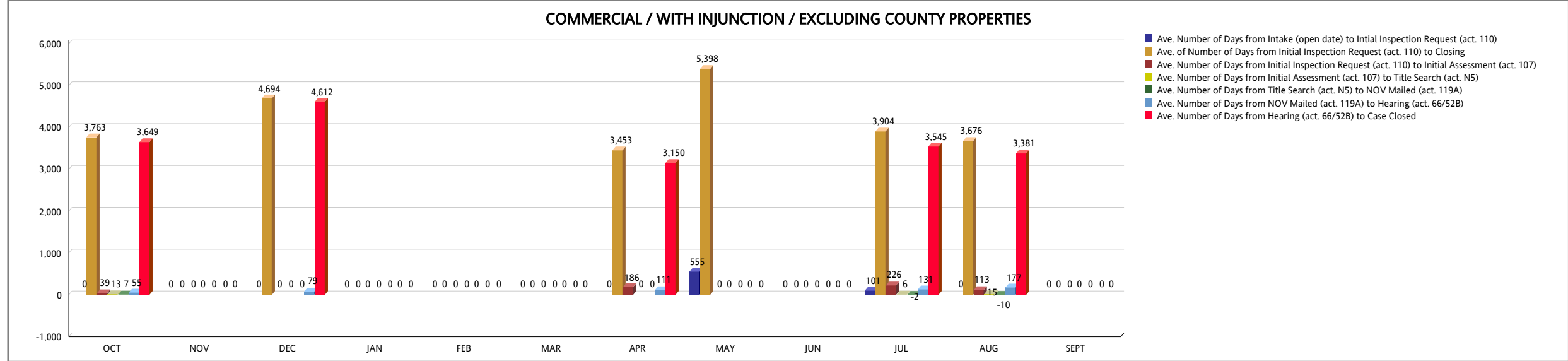


**MIAMI-DADE COUNTY**  
**DEPARTMENT OF REGULATORY AND ECONOMIC RESOURCES (RER)**  
**UNSAFE STRUCTURES MEASURES - COMMERCIAL**  
**From OCTOBER 2017 To SEPTEMBER 2018**

COMMERCIAL WITH INJUNCTION (EXCLUDING COUNTY PROPERTIES)	OCT	NOV	DEC	JAN	FEB	MAR	APR	MAY	JUN	JUL	AUG	SEPT	YTD TOTAL
Ave. Number of Days from Intake (open date) to Intial Inspection Request (act. 110)	0	0	0	0	0	0	0	555	0	101	0	0	
Number of Cases from Intake (open date) to Intial Inspection Request (act. 110)	1	0	1	0	0	0	9	1	0	2	1	0	15
Ave. of Number of Days from Initial Inspection Request (act. 110) to Closing	3,763	0	4,694	0	0	0	3,453	5,398	0	3,904	3,676	0	
Number of Cases from Initial Inspection Request (act. 110) to Closing	1	0	1	0	0	0	9	1	0	2	1	0	15
Ave. Number of Days from Initial Inspection Request (act. 110) to Initial Assessment (act. 107)	39	0	0	0	0	0	186	0	0	226	113	0	
Number of Cases Closed from Initial Inspection Request (act. 110) to Initial Assessment (act. 107)	1	0	1	0	0	0	8	0	0	2	1	0	13
Ave. Number of Days from Initial Assessment (act. 107) to Title Search (act. N5)	13	0	0	0	0	0	0	0	0	6	15	0	
Number of Cases from Initial Assessment (act. 107) to Title Search (act. N5)	1	0	0	0	0	0	0	0	0	1	1	0	3
Ave. Number of Days from Title Search (act. N5) to NOV Mailed (act. 119A)	7	0	0	0	0	0	0	0	0	-2	-10	0	
Number of Cases from Title Search (act. N5) to NOV Mailed (act. 119A)	1	0	0	0	0	0	0	0	0	1	1	0	3
Ave. Number of Days from NOV Mailed (act. 119A) to Hearing (act. 66/52B)	55	0	79	0	0	0	111	0	0	131	177	0	
Number of Cases from NOV Mailed (act. 119A) to Hearing (act. 66/52B)	1	0	1	0	0	0	8	0	0	2	1	0	13
Ave. Number of Days from Hearing (act. 66/52B) to Case Closed	3,649	0	4,612	0	0	0	3,150	0	0	3,545	3,381	0	
Number of Cases from Hearing (act. 66/52B) to Case Closed	1	0	1	0	0	0	9	0	0	2	1	0	14

	Weighted Average
Ave. Number of Days from Intake (open date) to Intial Inspection Request (act. 110)	50.47
Ave. of Number of Days from Initial Inspection Request (act. 110) to Closing	3,761.07
Ave. Number of Days from Initial Inspection Request (act. 110) to Initial Assessment (act. 107)	160.92
Ave. Number of Days from Initial Assessment (act. 107) to Title Search (act. N5)	11.33
Ave. Number of Days from Title Search (act. N5) to NOV Mailed (act. 119A)	-1.67
Ave. Number of Days from NOV Mailed (act. 119A) to Hearing (act. 66/52B)	112.38
Ave. Number of Days from Hearing (act. 66/52B) to Case Closed	3,363.00

**MIAMI-DADE COUNTY**  
**DEPARTMENT OF REGULATORY AND ECONOMIC RESOURCES (RER)**  
**UNSAFE STRUCTURES MEASURES - COMMERCIAL**  
**From OCTOBER 2017 To SEPTEMBER 2018**





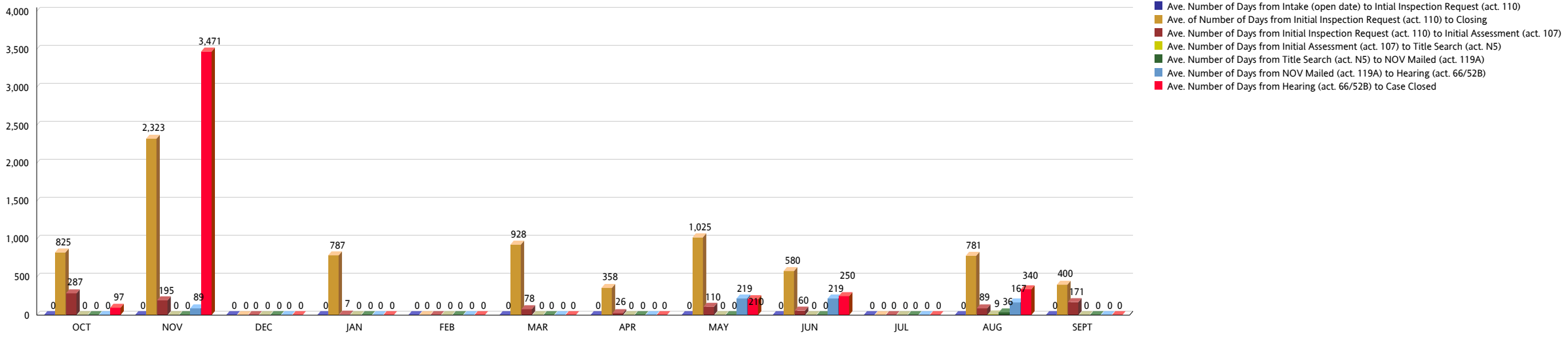
**MIAMI-DADE COUNTY**  
**DEPARTMENT OF REGULATORY AND ECONOMIC RESOURCES (RER)**  
**UNSAFE STRUCTURES MEASURES - COMMERCIAL**  
**From OCTOBER 2017 To SEPTEMBER 2018**

COMMERCIAL NO INJUNCTION (COUNTY PROPERTIES)	OCT	NOV	DEC	JAN	FEB	MAR	APR	MAY	JUN	JUL	AUG	SEPT	YTD TOTAL
Ave. Number of Days from Intake (open date) to Intial Inspection Request (act. 110)	0	0	0	0	0	0	0	0	0	0	0	0	
Number of Cases from Intake (open date) to Intial Inspection Request (act. 110)	1	2	0	1	0	3	2	2	2	0	3	1	17
Ave. of Number of Days from Initial Inspection Request (act. 110) to Closing	825	2,323	0	787	0	928	358	1,025	580	0	781	400	
Number of Cases from Initial Inspection Request (act. 110) to Closing	1	2	0	1	0	3	2	2	2	0	3	1	17
Ave. Number of Days from Initial Inspection Request (act. 110) to Initial Assessment (act. 107)	287	195	0	7	0	78	26	110	60	0	89	171	
Number of Cases Closed from Initial Inspection Request (act. 110) to Initial Assessment (act. 107)	1	2	0	1	0	3	2	2	2	0	3	1	17
Ave. Number of Days from Initial Assessment (act. 107) to Title Search (act. N5)	0	0	0	0	0	0	0	0	0	0	9	0	
Number of Cases from Initial Assessment (act. 107) to Title Search (act. N5)	0	0	0	0	0	0	0	0	0	0	1	0	1
Ave. Number of Days from Title Search (act. N5) to NOV Mailed (act. 119A)	0	0	0	0	0	0	0	0	0	0	36	0	
Number of Cases from Title Search (act. N5) to NOV Mailed (act. 119A)	0	0	0	0	0	0	0	0	0	0	1	0	1
Ave. Number of Days from NOV Mailed (act. 119A) to Hearing (act. 66/52B)	0	89	0	0	0	0	0	219	219	0	167	0	
Number of Cases from NOV Mailed (act. 119A) to Hearing (act. 66/52B)	0	1	0	0	0	0	0	1	1	0	3	0	6
Ave. Number of Days from Hearing (act. 66/52B) to Case Closed	97	3,471	0	0	0	0	0	210	250	0	340	0	
Number of Cases from Hearing (act. 66/52B) to Case Closed	1	1	0	0	0	0	0	1	1	0	3	0	7

	Weighted Average
Ave. Number of Days from Intake (open date) to Intial Inspection Request (act. 110)	0
Ave. of Number of Days from Initial Inspection Request (act. 110) to Closing	924.18
Ave. Number of Days from Initial Inspection Request (act. 110) to Initial Assessment (act. 107)	102.82
Ave. Number of Days from Initial Assessment (act. 107) to Title Search (act. N5)	9.00
Ave. Number of Days from Title Search (act. N5) to NOV Mailed (act. 119A)	36.00
Ave. Number of Days from NOV Mailed (act. 119A) to Hearing (act. 66/52B)	171.33
Ave. Number of Days from Hearing (act. 66/52B) to Case Closed	721.14

**MIAMI-DADE COUNTY**  
**DEPARTMENT OF REGULATORY AND ECONOMIC RESOURCES (RER)**  
**UNSAFE STRUCTURES MEASURES - COMMERCIAL**  
**From OCTOBER 2017 To SEPTEMBER 2018**

**COMMERCIAL / NO INJUNCTION / COUNTY PROPERTIES**



**MIAMI-DADE COUNTY**  
**DEPARTMENT OF REGULATORY AND ECONOMIC RESOURCES (RER)**  
**UNSAFE STRUCTURES MEASURES - COMMERCIAL**  
**From OCTOBER 2017 To SEPTEMBER 2018**

COMMERCIAL WITH INJUNCTION (COUNTY PROPERTIES)	OCT	NOV	DEC	JAN	FEB	MAR	APR	MAY	JUN	JUL	AUG	SEPT	YTD TOTAL
Ave. Number of Days from Intake (open date) to Intial Inspection Request (act. 110)	0	0	0	0	0	0	0	0	0	0	0	0	
Number of Cases from Intake (open date) to Intial Inspection Request (act. 110)	0	0	0	0	0	0	0	0	0	0	0	0	0
Ave. of Number of Days from Initial Inspection Request (act. 110) to Closing	0	0	0	0	0	0	0	0	0	0	0	0	
Number of Cases from Initial Inspection Request (act. 110) to Closing	0	0	0	0	0	0	0	0	0	0	0	0	0
Ave. Number of Days from Initial Inspection Request (act. 110) to Initial Assessment (act. 107)	0	0	0	0	0	0	0	0	0	0	0	0	
Number of Cases Closed from Initial Inspection Request (act. 110) to Initial Assessment (act. 107)	0	0	0	0	0	0	0	0	0	0	0	0	0
Ave. Number of Days from Initial Assessment (act. 107) to Title Search (act. N5)	0	0	0	0	0	0	0	0	0	0	0	0	
Number of Cases from Initial Assessment (act. 107) to Title Search (act. N5)	0	0	0	0	0	0	0	0	0	0	0	0	0
Ave. Number of Days from Title Search (act. N5) to NOV Mailed (act. 119A)	0	0	0	0	0	0	0	0	0	0	0	0	
Number of Cases from Title Search (act. N5) to NOV Mailed (act. 119A)	0	0	0	0	0	0	0	0	0	0	0	0	0
Ave. Number of Days from NOV Mailed (act. 119A) to Hearing (act. 66/52B)	0	0	0	0	0	0	0	0	0	0	0	0	
Number of Cases from NOV Mailed (act. 119A) to Hearing (act. 66/52B)	0	0	0	0	0	0	0	0	0	0	0	0	0
Ave. Number of Days from Hearing (act. 66/52B) to Case Closed	0	0	0	0	0	0	0	0	0	0	0	0	
Number of Cases from Hearing (act. 66/52B) to Case Closed	0	0	0	0	0	0	0	0	0	0	0	0	0

	Weighted Average
Ave. Number of Days from Intake (open date) to Intial Inspection Request (act. 110)	0
Ave. of Number of Days from Initial Inspection Request (act. 110) to Closing	0
Ave. Number of Days from Initial Inspection Request (act. 110) to Initial Assessment (act. 107)	0
Ave. Number of Days from Initial Assessment (act. 107) to Title Search (act. N5)	0
Ave. Number of Days from Title Search (act. N5) to NOV Mailed (act. 119A)	0
Ave. Number of Days from NOV Mailed (act. 119A) to Hearing (act. 66/52B)	0
Ave. Number of Days from Hearing (act. 66/52B) to Case Closed	0

**MIAMI-DADE COUNTY**  
**DEPARTMENT OF REGULATORY AND ECONOMIC RESOURCES (RER)**  
**UNSAFE STRUCTURES MEASURES - COMMERCIAL**  
**From OCTOBER 2017 To SEPTEMBER 2018**

**COMMERCIAL / WITH INJUNCTION / COUNTY PROPERTIES**

