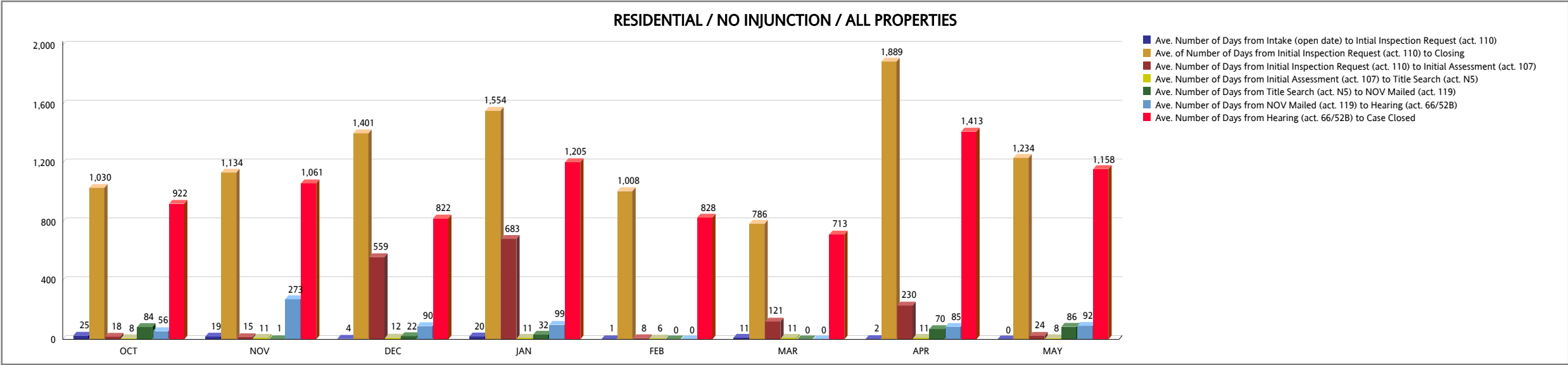


MIAMI-DADE COUNTY
DEPARTMENT OF REGULATORY AND ECONOMIC RESOURCES (RER)
UNSAFE STRUCTURES MEASURES - RESIDENTIAL
From OCTOBER 2017 To SEPTEMBER 2018

RESIDENTIAL NO INJUNCTION (ALL PROPERTIES)	OCT	NOV	DEC	JAN	FEB	MAR	APR	MAY	YTD TOTAL
Ave. Number of Days from Intake (open date) to Intial Inspection Request (act. 110)	25	19	4	20	1	11	2	0	
Number of Cases from Intake (open date) to Intial Inspection Request (act. 110)	12	15	18	10	5	32	13	13	118
Ave. of Number of Days from Initial Inspection Request (act. 110) to Closing	1,030	1,134	1,401	1,554	1,008	786	1,889	1,234	
Number of Cases from Initial Inspection Request (act. 110) to Closing	12	15	18	10	5	32	13	13	118
Ave. Number of Days from Initial Inspection Request (act. 110) to Initial Assessment (act. 107)	18	15	559	683	8	121	230	24	
Number of Cases Closed from Initial Inspection Request (act. 110) to Initial Assessment (act. 107)	12	15	18	8	5	30	12	13	113
Ave. Number of Days from Initial Assessment (act. 107) to Title Search (act. N5)	8	11	12	11	6	11	11	8	
Number of Cases from Initial Assessment (act. 107) to Title Search (act. N5)	10	15	18	8	5	28	12	13	109
Ave. Number of Days from Title Search (act. N5) to NOV Mailed (act. 119)	84	1	22	32	0	0	70	86	
Number of Cases from Title Search (act. N5) to NOV Mailed	1	1	1	1	0	0	12	13	29
Ave. Number of Days from NOV Mailed (act. 119) to Hearing (act. 66/52B)	56	273	90	99	0	0	85	92	
Number of Cases from NOV Mailed (act. 119) to Hearing (act. 66/52B)	1	1	1	1	0	0	12	11	27
Ave. Number of Days from Hearing (act. 66/52B) to Case Closed	922	1,061	822	1,205	828	713	1,413	1,158	
Number of Cases from Hearing (act. 66/52B) to Case Closed	11	13	15	7	5	23	13	11	98

	Weighted Average
Ave. Number of Days from Intake (open date) to Intial Inspection Request (act. 110)	10.51
Ave. of Number of Days from Initial Inspection Request (act. 110) to Closing	1,194.23
Ave. Number of Days from Initial Inspection Request (act. 110) to Initial Assessment (act. 107)	200.96
Ave. Number of Days from Initial Assessment (act. 107) to Title Search (act. N5)	10.30
Ave. Number of Days from Title Search (act. N5) to NOV Mailed (act. 119)	72.31
Ave. Number of Days from NOV Mailed (act. 119) to Hearing (act. 66/52B)	94.44
Ave. Number of Days from Hearing (act. 66/52B) to Case Closed	983.12

MIAMI-DADE COUNTY
DEPARTMENT OF REGULATORY AND ECONOMIC RESOURCES (RER)
UNSAFE STRUCTURES MEASURES - RESIDENTIAL
From OCTOBER 2017 To SEPTEMBER 2018



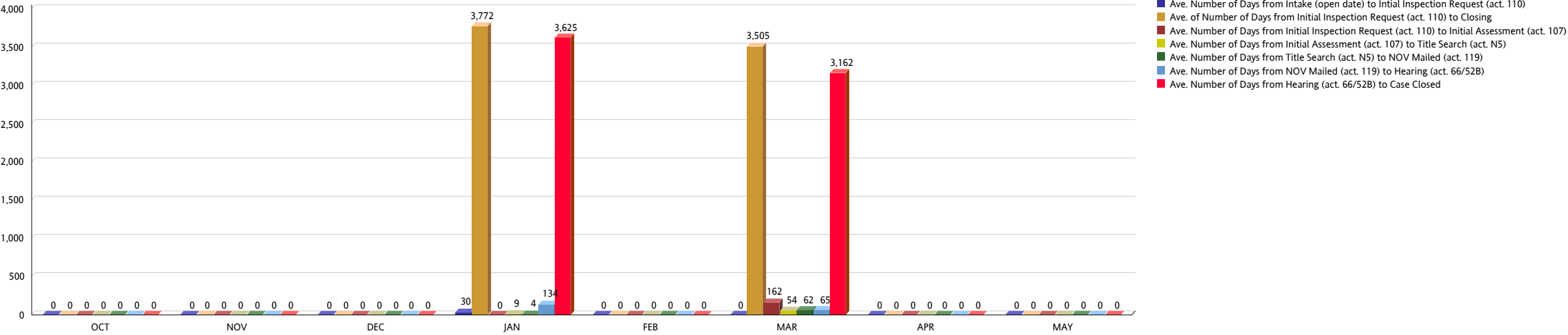
MIAMI-DADE COUNTY
DEPARTMENT OF REGULATORY AND ECONOMIC RESOURCES (RER)
UNSAFE STRUCTURES MEASURES - RESIDENTIAL
From OCTOBER 2017 To SEPTEMBER 2018

RESIDENTIAL WITH INJUNCTION (ALL PROPERTIES)	OCT	NOV	DEC	JAN	FEB	MAR	APR	MAY	YTD TOTAL
Ave. Number of Days from Intake (open date) to Intial Inspection Request (act. 110)	0	0	0	30	0	0	0	0	
Number of Cases from Intake (open date) to Intial Inspection Request (act. 110)	0	0	0	1	0	1	0	0	2
Ave. of Number of Days from Initial Inspection Request (act. 110) to Closing	0	0	0	3,772	0	3,505	0	0	
Number of Cases from Initial Inspection Request (act. 110) to Closing	0	0	0	1	0	1	0	0	2
Ave. Number of Days from Initial Inspection Request (act. 110) to Initial Assessment (act. 107)	0	0	0	0	0	162	0	0	
Number of Cases Closed from Initial Inspection Request (act. 110) to Initial Assessment (act. 107)	0	0	0	1	0	1	0	0	2
Ave. Number of Days from Initial Assessment (act. 107) to Title Search (act. N5)	0	0	0	9	0	54	0	0	
Number of Cases from Initial Assessment (act. 107) to Title Search (act. N5)	0	0	0	1	0	1	0	0	2
Ave. Number of Days from Title Search (act. N5) to NOV Mailed (act. 119)	0	0	0	4	0	62	0	0	
Number of Cases from Title Search (act. N5) to NOV Mailed (act. 119)	0	0	0	1	0	1	0	0	2
Ave. Number of Days from NOV Mailed (act. 119) to Hearing (act. 66/52B)	0	0	0	134	0	65	0	0	
Number of Cases from NOV Mailed (act. 119) to Hearing (act. 66/52B)	0	0	0	1	0	1	0	0	2
Ave. Number of Days from Hearing (act. 66/52B) to Case Closed	0	0	0	3,625	0	3,162	0	0	
Number of Cases from Hearing (act. 66/52B) to Case Closed	0	0	0	1	0	1	0	0	2

	Weighted Average
Ave. Number of Days from Intake (open date) to Intial Inspection Request (act. 110)	15.00
Ave. of Number of Days from Initial Inspection Request (act. 110) to Closing	3,638.50
Ave. Number of Days from Initial Inspection Request (act. 110) to Initial Assessment (act. 107)	81.00
Ave. Number of Days from Initial Assessment (act. 107) to Title Search (act. N5)	31.50
Ave. Number of Days from Title Search (act. N5) to NOV Mailed (act. 119)	33.00
Ave. Number of Days from NOV Mailed (act. 119) to Hearing (act. 66/52B)	99.50
Ave. Number of Days from Hearing (act. 66/52B) to Case Closed	3,393.50

MIAMI-DADE COUNTY
DEPARTMENT OF REGULATORY AND ECONOMIC RESOURCES (RER)
UNSAFE STRUCTURES MEASURES - RESIDENTIAL
From OCTOBER 2017 To SEPTEMBER 2018

RESIDENTIAL / WITH INJUNCTION / ALL PROPERTIES



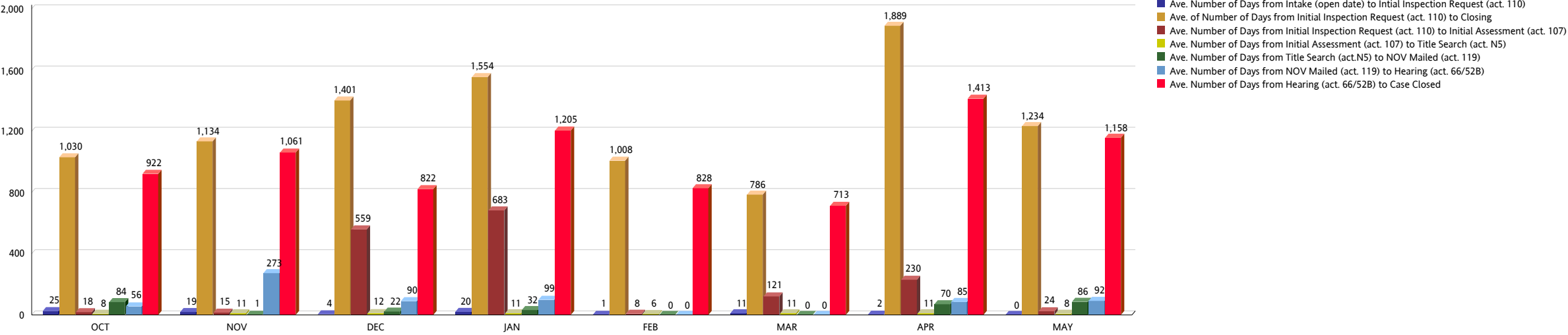
MIAMI-DADE COUNTY
DEPARTMENT OF REGULATORY AND ECONOMIC RESOURCES (RER)
UNSAFE STRUCTURES MEASURES - RESIDENTIAL
From OCTOBER 2017 To SEPTEMBER 2018

RESIDENTIAL NO INJUNCTION (EXCLUDING COUNTY PROPERTIES)	OCT	NOV	DEC	JAN	FEB	MAR	APR	MAY	YTD TOTAL
Ave. Number of Days from Intake (open date) to Intial Inspection Request (act. 110)	25	19	4	20	1	11	2	0	
Number of Cases from Intake (open date) to Intial Inspection Request (act. 110)	12	15	18	10	5	32	13	13	118
Ave. of Number of Days from Initial Inspection Request (act. 110) to Closing	1,030	1,134	1,401	1,554	1,008	786	1,889	1,234	
Number of Cases from Initial Inspection Request (act. 110) to Closing	12	15	18	10	5	32	13	13	118
Ave. Number of Days from Initial Inspection Request (act. 110) to Initial Assessment (act. 107)	18	15	559	683	8	121	230	24	
Number of Cases from Initial Inspection Request (act. 110) to Initial Assessment (act. 107)	12	15	18	8	5	30	12	13	113
Ave. Number of Days from Initial Assessment (act. 107) to Title Search (act. N5)	8	11	12	11	6	11	11	8	
Number of Cases from Initial Assessment (act. 107) to Title Search (act. N5)	10	15	18	8	5	28	12	13	109
Ave. Number of Days from Title Search (act.N5) to NOV Mailed (act. 119)	84	1	22	32	0	0	70	86	
Number of Cases from Title Search (act. N5) to NOV Mailed (act. 119)	1	1	1	1	0	0	12	13	29
Ave. Number of Days from NOV Mailed (act. 119) to Hearing (act. 66/52B)	56	273	90	99	0	0	85	92	
Number of Cases from NOV Mailed (act. 119) to Hearing (act. 66/52B)	1	1	1	1	0	0	12	11	27
Ave. Number of Days from Hearing (act. 66/52B) to Case Closed	922	1,061	822	1,205	828	713	1,413	1,158	8,122
Number of Cases from Hearing (act. 66/52B) to Case Closed	11	13	15	7	5	23	13	11	98

	Weighted Average
Ave. Number of Days from Intake (open date) to Intial Inspection Request (act. 110)	10.51
Ave. of Number of Days from Initial Inspection Request (act. 110) to Closing	1,194.23
Ave. Number of Days from Initial Inspection Request (act. 110) to Initial Assessment (act. 107)	200.96
Ave. Number of Days from Initial Assessment (act. 107) to Title Search (act. N5)	10.30
Ave. Number of Days from Title Search (act. N5) to NOV Mailed (act. 119)	72.31
Ave. Number of Days from NOV Mailed (act. 119) to Hearing (act. 66/52B)	94.44
Ave. Number of Days from Hearing (act. 66/52B) to Case Closed	983.12

MIAMI-DADE COUNTY
DEPARTMENT OF REGULATORY AND ECONOMIC RESOURCES (RER)
UNSAFE STRUCTURES MEASURES - RESIDENTIAL
From OCTOBER 2017 To SEPTEMBER 2018

RESIDENTIAL / NO INJUNCTION / EXCLUDING COUNTY PROPERTIES

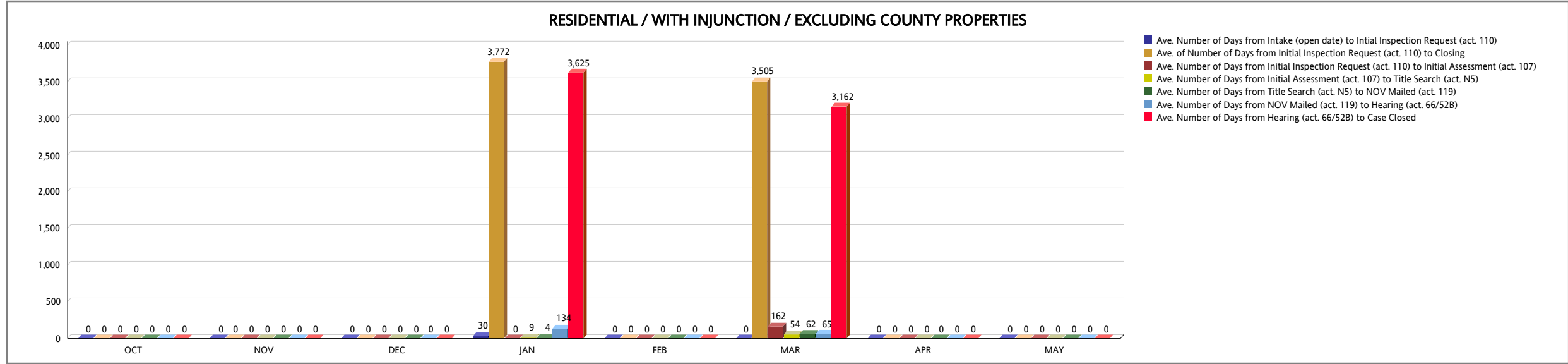


MIAMI-DADE COUNTY
DEPARTMENT OF REGULATORY AND ECONOMIC RESOURCES (RER)
UNSAFE STRUCTURES MEASURES - RESIDENTIAL
From OCTOBER 2017 To SEPTEMBER 2018

RESIDENTIAL WITH INJUNCTION (EXCLUDING COUNTY PROPERTIES)	OCT	NOV	DEC	JAN	FEB	MAR	APR	MAY	YTD TOTAL
Ave. Number of Days from Intake (open date) to Intial Inspection Request (act. 110)	0	0	0	30	0	0	0	0	
Number of Cases from Intake (open date) to Intial Inspection Request (act. 110)	0	0	0	1	0	1	0	0	2
Ave. of Number of Days from Initial Inspection Request (act. 110) to Closing	0	0	0	3,772	0	3,505	0	0	
Number of Cases from Initial Inspection Request (act. 110) to Closing	0	0	0	1	0	1	0	0	2
Ave. Number of Days from Initial Inspection Request (act. 110) to Initial Assessment (act. 107)	0	0	0	0	0	162	0	0	
Number of Cases Closed from Initial Inspection Request (act. 110) to Initial Assessment (act. 107)	0	0	0	1	0	1	0	0	2
Ave. Number of Days from Initial Assessment (act. 107) to Title Search (act. N5)	0	0	0	9	0	54	0	0	
Number of Cases from Initial Assessment (act. 107) to Title Search (act. N5)	0	0	0	1	0	1	0	0	2
Ave. Number of Days from Title Search (act. N5) to NOV Mailed (act. 119)	0	0	0	4	0	62	0	0	
Number of Cases from Title Search (act. N5) to NOV Mailed	0	0	0	1	0	1	0	0	2
Ave. Number of Days from NOV Mailed (act. 119) to Hearing (act. 66/52B)	0	0	0	134	0	65	0	0	
Number of Cases from NOV Mailed (act. 119) to Hearing (act. 66/52B)	0	0	0	1	0	1	0	0	2
Ave. Number of Days from Hearing (act. 66/52B) to Case Closed	0	0	0	3,625	0	3,162	0	0	
Number of Cases from Hearing (act. 66/52B) to Case Closed	0	0	0	1	0	1	0	0	2

	Weighted Average
Ave. Number of Days from Intake (open date) to Intial Inspection Request (act. 110)	15.00
Ave. of Number of Days from Initial Inspection Request (act. 110) to Closing	3,638.50
Ave. Number of Days from Initial Inspection Request (act. 110) to Initial Assessment (act. 107)	81.00
Ave. Number of Days from Initial Assessment (act. 107) to Title Search (act. N5)	31.50
Ave. Number of Days from Title Search (act. N5) to NOV Mailed (act. 119)	33.00
Ave. Number of Days from NOV Mailed (act. 119) to Hearing (act. 66/52B)	99.50
Ave. Number of Days from Hearing (act. 66/52B) to Case Closed	3,393.50

MIAMI-DADE COUNTY
DEPARTMENT OF REGULATORY AND ECONOMIC RESOURCES (RER)
UNSAFE STRUCTURES MEASURES - RESIDENTIAL
From OCTOBER 2017 To SEPTEMBER 2018



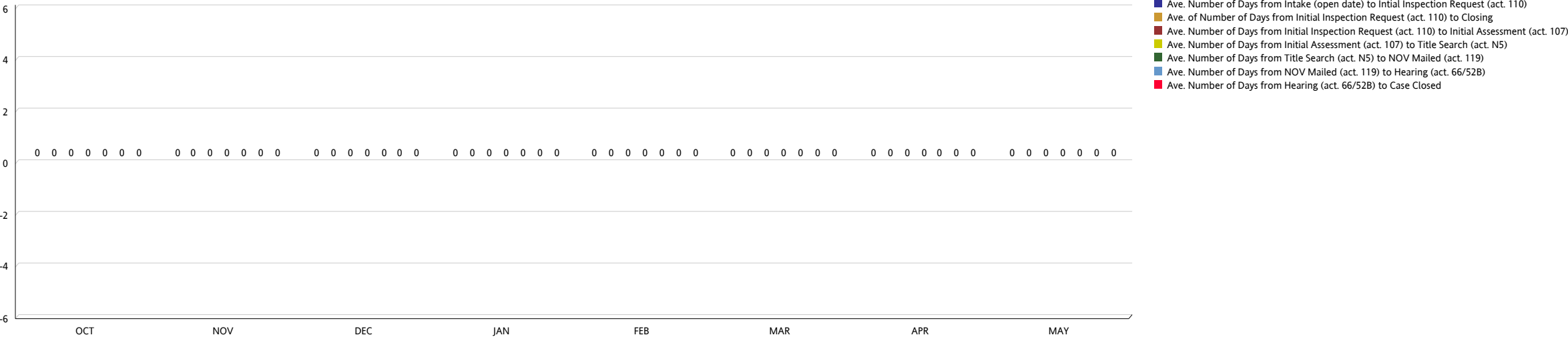
MIAMI-DADE COUNTY
DEPARTMENT OF REGULATORY AND ECONOMIC RESOURCES (RER)
UNSAFE STRUCTURES MEASURES - RESIDENTIAL
From OCTOBER 2017 To SEPTEMBER 2018

RESIDENTIAL NO INJUNCTION (COUNTY PROPERTIES)	OCT	NOV	DEC	JAN	FEB	MAR	APR	MAY	YTD TOTAL
Ave. Number of Days from Intake (open date) to Intial Inspection Request (act. 110)	0	0	0	0	0	0	0	0	
Number of Cases from Intake (open date) to Intial Inspection Request (act. 110)	0	0	0	0	0	0	0	0	0
Ave. of Number of Days from Initial Inspection Request (act. 110) to Closing	0	0	0	0	0	0	0	0	
Number of Cases from Initial Inspection Request (act. 110) to Closing	0	0	0	0	0	0	0	0	0
Ave. Number of Days from Initial Inspection Request (act. 110) to Initial Assessment (act. 107)	0	0	0	0	0	0	0	0	
Number of Cases Closed from Initial Inspection Request (act. 110) to Initial Assessment (act. 107)	0	0	0	0	0	0	0	0	0
Ave. Number of Days from Initial Assessment (act. 107) to Title Search (act. N5)	0	0	0	0	0	0	0	0	
Number of Cases from Initial Assessment (act. 107) to Title Search (act. N5)	0	0	0	0	0	0	0	0	0
Ave. Number of Days from Title Search (act. N5) to NOV Mailed (act. 119)	0	0	0	0	0	0	0	0	
Number of Cases from Title Search (act. N5) to NOV Mailed	0	0	0	0	0	0	0	0	0
Ave. Number of Days from NOV Mailed (act. 119) to Hearing (act. 66/52B)	0	0	0	0	0	0	0	0	
Number of Cases from NOV Mailed (act. 119) to Hearing (act. 66/52B)	0	0	0	0	0	0	0	0	0
Ave. Number of Days from Hearing (act. 66/52B) to Case Closed	0	0	0	0	0	0	0	0	
Number of Cases from Hearing (act. 66/52B) to Case Closed	0	0	0	0	0	0	0	0	0

	Weighted Average
Ave. Number of Days from Intake (open date) to Intial Inspection Request (act. 110)	0
Ave. of Number of Days from Initial Inspection Request (act. 110) to Closing	0
Ave. Number of Days from Initial Inspection Request (act. 110) to Initial Assessment (act. 107)	0
Ave. Number of Days from Initial Assessment (act. 107) to Title Search (act. N5)	0
Ave. Number of Days from Title Search (act. N5) to NOV Mailed (act. 119)	0
Ave. Number of Days from NOV Mailed (act. 119) to Hearing (act. 66/52B)	0
Ave. Number of Days from Hearing (act. 66/52B) to Case Closed	0

MIAMI-DADE COUNTY
DEPARTMENT OF REGULATORY AND ECONOMIC RESOURCES (RER)
UNSAFE STRUCTURES MEASURES - RESIDENTIAL
From OCTOBER 2017 To SEPTEMBER 2018

RESIDENTIAL / NO INJUNCTION / COUNTY PROPERTIES



MIAMI-DADE COUNTY
DEPARTMENT OF REGULATORY AND ECONOMIC RESOURCES (RER)
UNSAFE STRUCTURES MEASURES - RESIDENTIAL
From OCTOBER 2017 To SEPTEMBER 2018

RESIDENTIAL WITH INJUNCTION (COUNTY PROPERTIES)	OCT	NOV	DEC	JAN	FEB	MAR	APR	MAY	YTD TOTAL
Ave. Number of Days from Intake (open date) to Intial Inspection Request (act. 110)	0	0	0	0	0	0	0	0	
Number of Cases from Intake (open date) to Intial Inspection Request (act. 110)	0	0	0	0	0	0	0	0	0
Ave. of Number of Days from Initial Inspection Request (act. 110) to Closing	0	0	0	0	0	0	0	0	
Number of Cases from Initial Inspection Request (act. 110) to Closing	0	0	0	0	0	0	0	0	0
Ave. Number of Days from Initial Inspection Request (act. 110) to Initial Assessment (act. 107)	0	0	0	0	0	0	0	0	
Number of Cases Closed from Initial Inspection Request (act. 110) to Initial Assessment (act. 107)	0	0	0	0	0	0	0	0	0
Ave. Number of Days from Initial Assessment (act. 107) to Title Search (act. N5)	0	0	0	0	0	0	0	0	
Number of Cases from Initial Assessment (act. 107) to Title Search (act. N5)	0	0	0	0	0	0	0	0	0
Ave. Number of Days from Title Search (act. N5) to NOV Mailed (act. 119)	0	0	0	0	0	0	0	0	
Number of Cases from Title Search (act. N5) to NOV Mailed	0	0	0	0	0	0	0	0	0
Ave. Number of Days from NOV Mailed (act. 119) to Hearing (act. 66/52B)	0	0	0	0	0	0	0	0	
Number of Cases from NOV Mailed (act. 119) to Hearing (act. 66/52B)	0	0	0	0	0	0	0	0	0
Ave. Number of Days from Hearing (act. 66/52B) to Case Closed	0	0	0	0	0	0	0	0	
Number of Cases from Hearing (act. 66/52B) to Case Closed	0	0	0	0	0	0	0	0	0

	Weighted Average
Ave. Number of Days from Intake (open date) to Intial Inspection Request (act. 110)	0
Ave. of Number of Days from Initial Inspection Request (act. 110) to Closing	0
Ave. Number of Days from Initial Inspection Request (act. 110) to Initial Assessment (act. 107)	0
Ave. Number of Days from Initial Assessment (act. 107) to Title Search (act. N5)	0
Ave. Number of Days from Title Search (act. N5) to NOV Mailed (act. 119)	0
Ave. Number of Days from NOV Mailed (act. 119) to Hearing (act. 66/52B)	0
Ave. Number of Days from Hearing (act. 66/52B) to Case Closed	0

MIAMI-DADE COUNTY
DEPARTMENT OF REGULATORY AND ECONOMIC RESOURCES (RER)
UNSAFE STRUCTURES MEASURES - RESIDENTIAL
From OCTOBER 2017 To SEPTEMBER 2018

RESIDENTIAL / WITH INJUNCTION / COUNTY PROPERTIES

