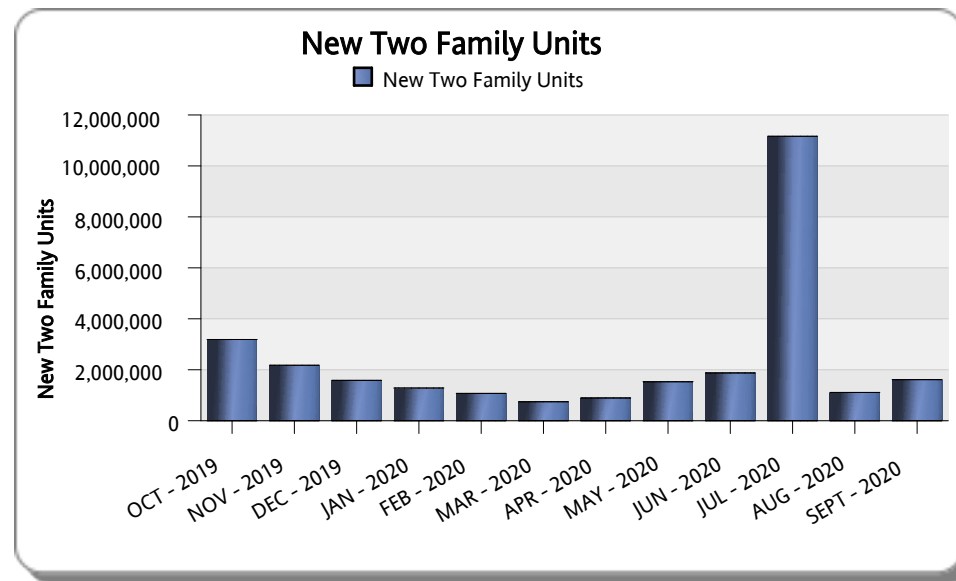
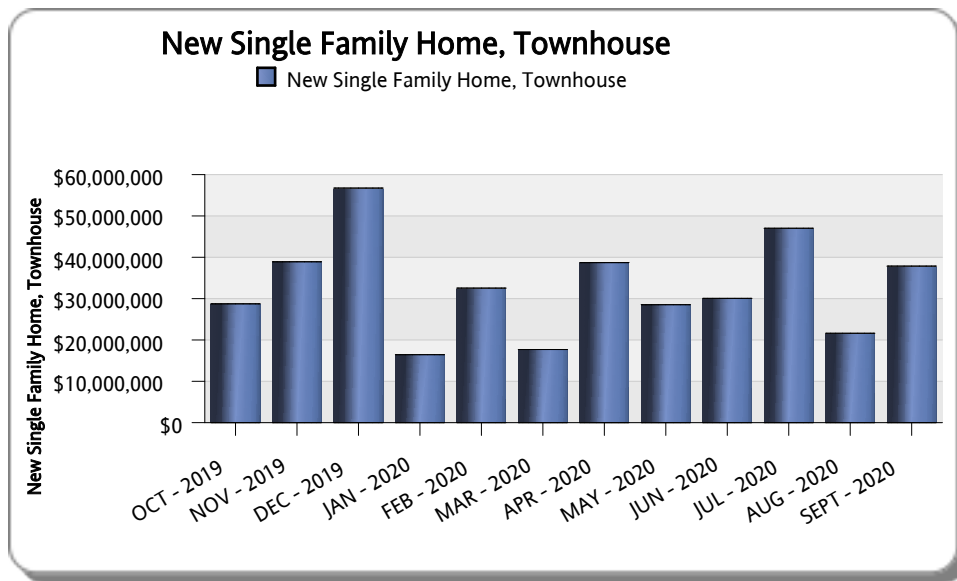


MIAMI-DADE COUNTY
DEPARTMENT OF REGULATORY AND ECONOMIC RESOURCES (RER)
Estimated Value of Construction for New, Single and Multi Family Homes

FY: 2019/2020

	OCT - 2019			NOV - 2019			DEC - 2019			JAN - 2020			FEB - 2020			MAR - 2020			APR - 2020			MAY - 2020			JUN - 2020			JUL - 2020			AUG - 2020		
	# of BLDG	Est. Cost	# Units	# of BLDG	Est. Cost	# Units	# of BLDG	Est. Cost	# Units	# of BLDG	Est. Cost	# Units	# of BLDG	Est. Cost	# Units	# of BLDG	Est. Cost	# Units	# of BLDG	Est. Cost	# Units	# of BLDG	Est. Cost	# Units	# of BLDG	Est. Cost	# Units	# of BLDG	Est. Cost	# Units			
New Single Family Home, Townhouse	104	\$22,628,885	104	76	\$14,942,593	76	75	\$22,971,873	75	64	\$12,763,531	64	72	\$17,181,776	72	82	\$16,944,726	82	62	\$10,871,752	62	42	\$8,621,861	42	69	\$16,768,883	69	105	\$34,963,510	105	61	\$13,515,140	61
New Two Family Units	11	\$3,187,600	22	11	\$2,176,305	22	7	\$1,584,143	14	5	\$1,281,862	10	6	\$1,071,567	12	4	\$745,515	8	3	\$893,876	6	6	\$1,530,024	12	12	\$1,877,265	24	10	\$11,162,271	20	6	\$1,109,781	12
New Apartment Buildings 3 or 4 Units	0	\$0	0	0	\$0	0	0	\$0	0	0	\$0	0	0	\$0	0	0	\$0	0	0	\$0	0	2	\$2,296,311	7	1	\$9,294,709	180	2	\$554,160	7	1	\$2,284,936	33
New Apartment Buildings 5 or more Units	2	\$2,927,834	35	3	\$21,802,158	97	7	\$32,181,718	208	2	\$2,396,750	10	5	\$14,282,966	187	0	\$0	0	16	\$26,943,315	428	4	\$16,081,199	190	4	\$2,121,990	73	1	\$341,560	5	1	\$4,710,100	58
Total Per Month	117	\$28,744,319	161	90	\$38,921,056	195	89	\$56,737,734	297	71	\$16,442,143	84	83	\$32,536,309	271	86	\$17,690,241	90	81	\$38,708,943	496	54	\$28,529,395	251	86	\$30,062,847	346	118	\$47,021,501	137	69	\$21,619,957	164



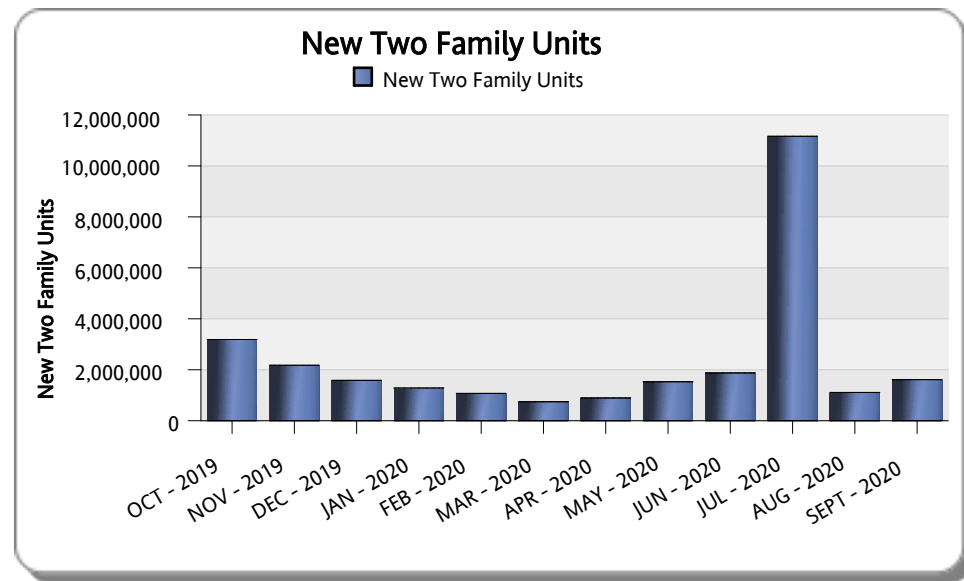
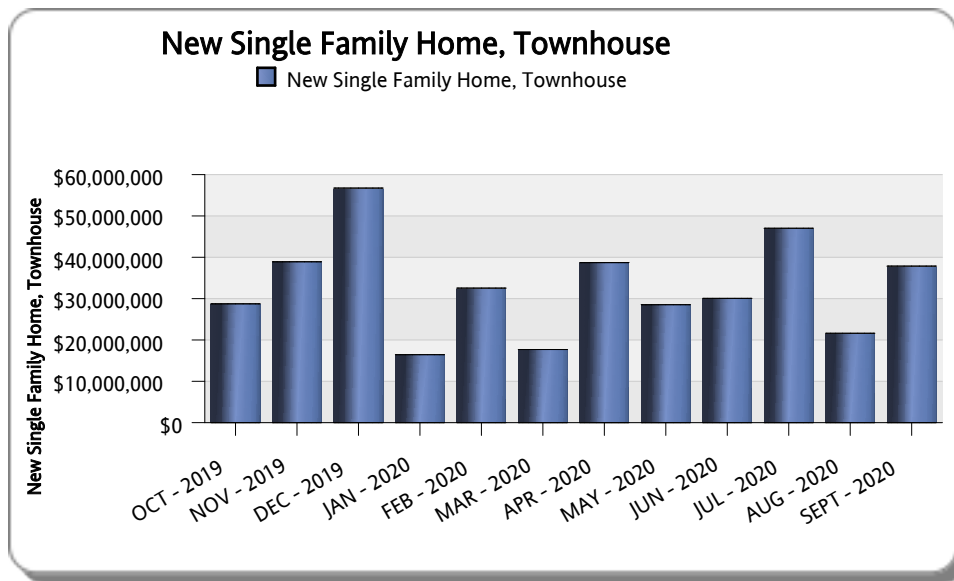
Source: Information Technology Department
 Data Compiled and Report Produced by the Department of Regulatory and Economic Resources

Oct 8, 2020

MIAMI-DADE COUNTY
DEPARTMENT OF REGULATORY AND ECONOMIC RESOURCES (RER)
Estimated Value of Construction for New, Single and Multi Family Homes

FY: 2019/2020

	SEPT - 2020			YTD Est. Cost Total
	# of BLDG	Est. Cost	# Units	
New Single Family Home, Townhouse	68	\$28,398,355	68	\$220,572,885
New Two Family Units	7	\$1,613,008	14	\$28,233,217
New Apartment Buildings 3 or 4 Units	0	\$0	0	\$14,430,116
New Apartment Buildings 5 or more Units	1	\$7,850,239	112	\$131,639,829
Total Per Month	76	\$37,861,602	194	394,876,047



MIAMI-DADE COUNTY
DEPARTMENT OF REGULATORY AND ECONOMIC RESOURCES (RER)
Estimated Value of Construction for New, Single and Multi Family Homes

FY: 2019/2020

