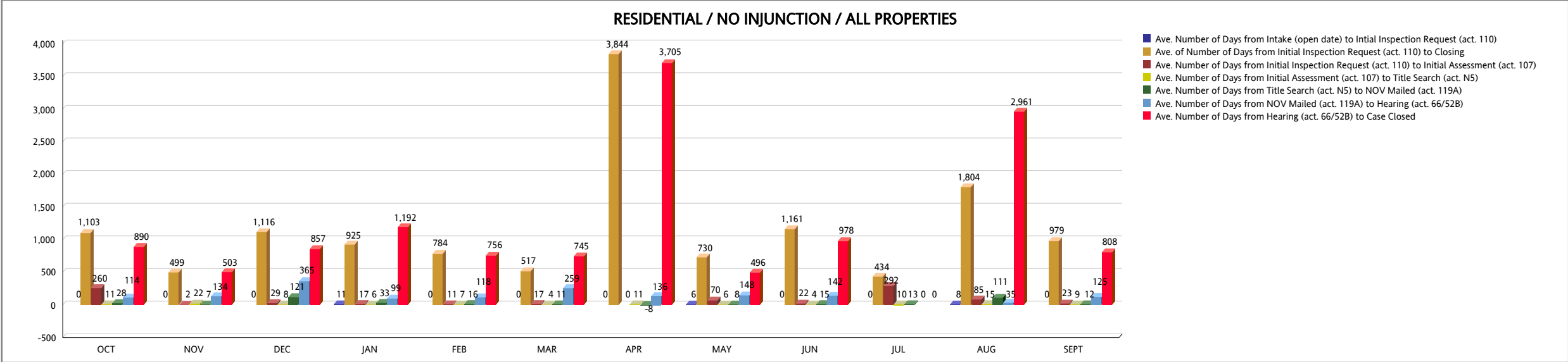


**MIAMI-DADE COUNTY**  
**DEPARTMENT OF REGULATORY AND ECONOMIC RESOURCES (RER)**  
**UNSAFE STRUCTURES MEASURES - RESIDENTIAL**  
**From OCTOBER 2019 To SEPTEMBER 2020**

RESIDENTIAL NO INJUNCTION (ALL PROPERTIES)	OCT	NOV	DEC	JAN	FEB	MAR	APR	MAY	JUN	JUL	AUG	SEPT	YTD TOTAL
Ave. Number of Days from Intake (open date) to Intial Inspection Request (act. 110)	0	0	0	11	0	0	0	6	0	0	8	0	
Number of Cases from Intake (open date) to Intial Inspection Request (act. 110)	12	3	5	8	11	3	1	4	1	1	2	5	56
Ave. of Number of Days from Initial Inspection Request (act. 110) to Closing	1,103	499	1,116	925	784	517	3,844	730	1,161	434	1,804	979	
Number of Cases from Initial Inspection Request (act. 110) to Closing	12	3	5	8	11	3	1	4	1	1	2	5	56
Ave. Number of Days from Initial Inspection Request (act. 110) to Initial Assessment (act. 107)	260	2	29	17	11	17	0	70	22	292	85	23	
Number of Cases Closed from Initial Inspection Request (act. 110) to Initial Assessment (act. 107)	10	3	5	6	10	3	1	4	1	1	2	5	51
Ave. Number of Days from Initial Assessment (act. 107) to Title Search (act. N5)	11	22	8	6	7	4	11	6	4	10	15	9	
Number of Cases from Initial Assessment (act. 107) to Title Search (act. N5)	10	3	4	6	10	3	1	4	1	1	2	5	50
Ave. Number of Days from Title Search (act. N5) to NOV Mailed (act. 119A)	28	7	121	33	16	11	-8	8	15	13	111	12	
Number of Cases from Title Search (act. N5) to NOV Mailed (act. 119A)	10	3	4	6	10	3	1	4	1	1	2	5	50
Ave. Number of Days from NOV Mailed (act. 119A) to Hearing (act. 66/52B)	114	134	365	99	118	259	136	148	142	0	35	125	
Number of Cases from NOV Mailed (act. 119A) to Hearing (act. 66/52B)	10	2	4	5	9	1	1	4	1	0	1	5	43
Ave. Number of Days from Hearing (act. 66/52B) to Case Closed	890	503	857	1,192	756	745	3,705	496	978	0	2,961	808	
Number of Cases from Hearing (act. 66/52B) to Case Closed	10	2	4	5	9	1	1	4	1	0	1	5	43

	Weighted Average
Ave. Number of Days from Intake (open date) to Intial Inspection Request (act. 110)	2.29
Ave. of Number of Days from Initial Inspection Request (act. 110) to Closing	977.68
Ave. Number of Days from Initial Inspection Request (act. 110) to Initial Assessment (act. 107)	76.33
Ave. Number of Days from Initial Assessment (act. 107) to Title Search (act. N5)	9.00
Ave. Number of Days from Title Search (act. N5) to NOV Mailed (act. 119A)	30.20
Ave. Number of Days from NOV Mailed (act. 119A) to Hearing (act. 66/52B)	144.51
Ave. Number of Days from Hearing (act. 66/52B) to Case Closed	942.12

**MIAMI-DADE COUNTY**  
**DEPARTMENT OF REGULATORY AND ECONOMIC RESOURCES (RER)**  
**UNSAFE STRUCTURES MEASURES - RESIDENTIAL**  
**From OCTOBER 2019 To SEPTEMBER 2020**



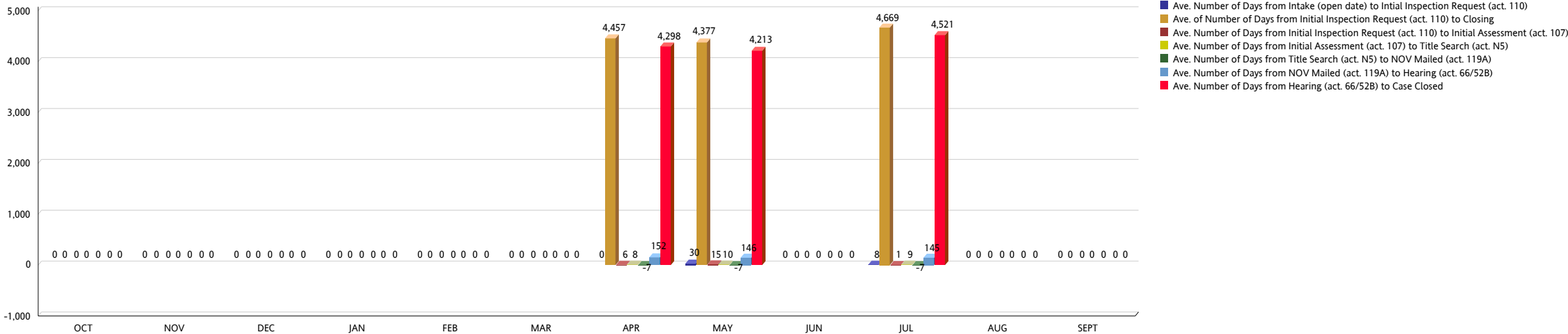
**MIAMI-DADE COUNTY**  
**DEPARTMENT OF REGULATORY AND ECONOMIC RESOURCES (RER)**  
**UNSAFE STRUCTURES MEASURES - RESIDENTIAL**  
**From OCTOBER 2019 To SEPTEMBER 2020**

RESIDENTIAL WITH INJUNCTION (ALL PROPERTIES)	OCT	NOV	DEC	JAN	FEB	MAR	APR	MAY	JUN	JUL	AUG	SEPT	YTD TOTAL
Ave. Number of Days from Intake (open date) to Intial Inspection Request (act. 110)	0	0	0	0	0	0	0	30	0	8	0	0	
Number of Cases from Intake (open date) to Intial Inspection Request (act. 110)	0	0	0	0	0	0	1	1	0	1	0	0	3
Ave. of Number of Days from Initial Inspection Request (act. 110) to Closing	0	0	0	0	0	0	4,457	4,377	0	4,669	0	0	
Number of Cases from Initial Inspection Request (act. 110) to Closing	0	0	0	0	0	0	1	1	0	1	0	0	3
Ave. Number of Days from Initial Inspection Request (act. 110) to Initial Assessment (act. 107)	0	0	0	0	0	0	6	15	0	1	0	0	
Number of Cases Closed from Initial Inspection Request (act. 110) to Initial Assessment (act. 107)	0	0	0	0	0	0	1	1	0	1	0	0	3
Ave. Number of Days from Initial Assessment (act. 107) to Title Search (act. N5)	0	0	0	0	0	0	8	10	0	9	0	0	
Number of Cases from Initial Assessment (act. 107) to Title Search (act. N5)	0	0	0	0	0	0	1	1	0	1	0	0	3
Ave. Number of Days from Title Search (act. N5) to NOV Mailed (act. 119A)	0	0	0	0	0	0	-7	-7	0	-7	0	0	
Number of Cases from Title Search (act. N5) to NOV Mailed (act. 119A)	0	0	0	0	0	0	1	1	0	1	0	0	3
Ave. Number of Days from NOV Mailed (act. 119A) to Hearing (act. 66/52B)	0	0	0	0	0	0	152	146	0	145	0	0	
Number of Cases from NOV Mailed (act. 119A) to Hearing (act. 66/52B)	0	0	0	0	0	0	1	1	0	1	0	0	3
Ave. Number of Days from Hearing (act. 66/52B) to Case Closed	0	0	0	0	0	0	4,298	4,213	0	4,521	0	0	
Number of Cases from Hearing (act. 66/52B) to Case Closed	0	0	0	0	0	0	1	1	0	1	0	0	3

	Weighted Average
Ave. Number of Days from Intake (open date) to Intial Inspection Request (act. 110)	12.67
Ave. of Number of Days from Initial Inspection Request (act. 110) to Closing	4,501.00
Ave. Number of Days from Initial Inspection Request (act. 110) to Initial Assessment (act. 107)	7.33
Ave. Number of Days from Initial Assessment (act. 107) to Title Search (act. N5)	9.00
Ave. Number of Days from Title Search (act. N5) to NOV Mailed (act. 119A)	-7.00
Ave. Number of Days from NOV Mailed (act. 119A) to Hearing (act. 66/52B)	147.67
Ave. Number of Days from Hearing (act. 66/52B) to Case Closed	4,344.00

**MIAMI-DADE COUNTY**  
**DEPARTMENT OF REGULATORY AND ECONOMIC RESOURCES (RER)**  
**UNSAFE STRUCTURES MEASURES - RESIDENTIAL**  
**From OCTOBER 2019 To SEPTEMBER 2020**

**RESIDENTIAL / WITH INJUNCTION / ALL PROPERTIES**



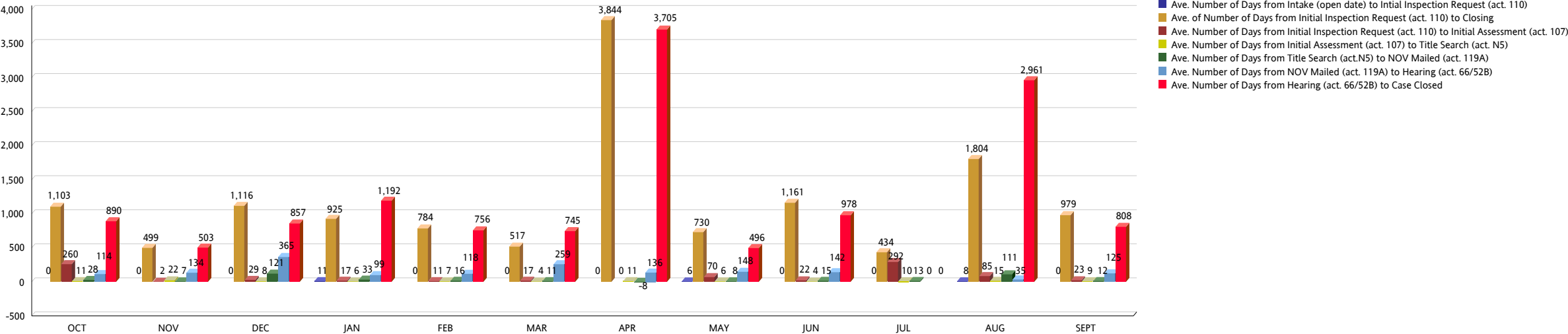
**MIAMI-DADE COUNTY**  
**DEPARTMENT OF REGULATORY AND ECONOMIC RESOURCES (RER)**  
**UNSAFE STRUCTURES MEASURES - RESIDENTIAL**  
**From OCTOBER 2019 To SEPTEMBER 2020**

RESIDENTIAL NO INJUNCTION (EXCLUDING COUNTY PROPERTIES)	OCT	NOV	DEC	JAN	FEB	MAR	APR	MAY	JUN	JUL	AUG	SEPT	YTD TOTAL
Ave. Number of Days from Intake (open date) to Intial Inspection Request (act. 110)	0	0	0	11	0	0	0	6	0	0	8	0	
Number of Cases from Intake (open date) to Intial Inspection Request (act. 110)	12	3	5	8	11	3	1	4	1	1	2	5	56
Ave. of Number of Days from Initial Inspection Request (act. 110) to Closing	1,103	499	1,116	925	784	517	3,844	730	1,161	434	1,804	979	
Number of Cases from Initial Inspection Request (act. 110) to Closing	12	3	5	8	11	3	1	4	1	1	2	5	56
Ave. Number of Days from Initial Inspection Request (act. 110) to Initial Assessment (act. 107)	260	2	29	17	11	17	0	70	22	292	85	23	
Number of Cases from Initial Inspection Request (act. 110) to Initial Assessment (act. 107)	10	3	5	6	10	3	1	4	1	1	2	5	51
Ave. Number of Days from Initial Assessment (act. 107) to Title Search (act. N5)	11	22	8	6	7	4	11	6	4	10	15	9	
Number of Cases from Initial Assessment (act. 107) to Title Search (act. N5)	10	3	4	6	10	3	1	4	1	1	2	5	50
Ave. Number of Days from Title Search (act.N5) to NOV Mailed (act. 119A)	28	7	121	33	16	11	-8	8	15	13	111	12	
Number of Cases from Title Search (act. N5) to NOV Mailed (act. 119A)	10	3	4	6	10	3	1	4	1	1	2	5	50
Ave. Number of Days from NOV Mailed (act. 119A) to Hearing (act. 66/52B)	114	134	365	99	118	259	136	148	142	0	35	125	
Number of Cases from NOV Mailed (act. 119A) to Hearing (act. 66/52B)	10	2	4	5	9	1	1	4	1	0	1	5	43
Ave. Number of Days from Hearing (act. 66/52B) to Case Closed	890	503	857	1,192	756	745	3,705	496	978	0	2,961	808	13,891
Number of Cases from Hearing (act. 66/52B) to Case Closed	10	2	4	5	9	1	1	4	1	0	1	5	43

	Weighted Average
Ave. Number of Days from Intake (open date) to Intial Inspection Request (act. 110)	2.29
Ave. of Number of Days from Initial Inspection Request (act. 110) to Closing	977.68
Ave. Number of Days from Initial Inspection Request (act. 110) to Initial Assessment (act. 107)	76.33
Ave. Number of Days from Initial Assessment (act. 107) to Title Search (act. N5)	9.00
Ave. Number of Days from Title Search (act. N5) to NOV Mailed (act. 119A)	30.20
Ave. Number of Days from NOV Mailed (act. 119A) to Hearing (act. 66/52B)	144.51
Ave. Number of Days from Hearing (act. 66/52B) to Case Closed	942.12

**MIAMI-DADE COUNTY**  
**DEPARTMENT OF REGULATORY AND ECONOMIC RESOURCES (RER)**  
**UNSAFE STRUCTURES MEASURES - RESIDENTIAL**  
**From OCTOBER 2019 To SEPTEMBER 2020**

**RESIDENTIAL / NO INJUNCTION / EXCLUDING COUNTY PROPERTIES**



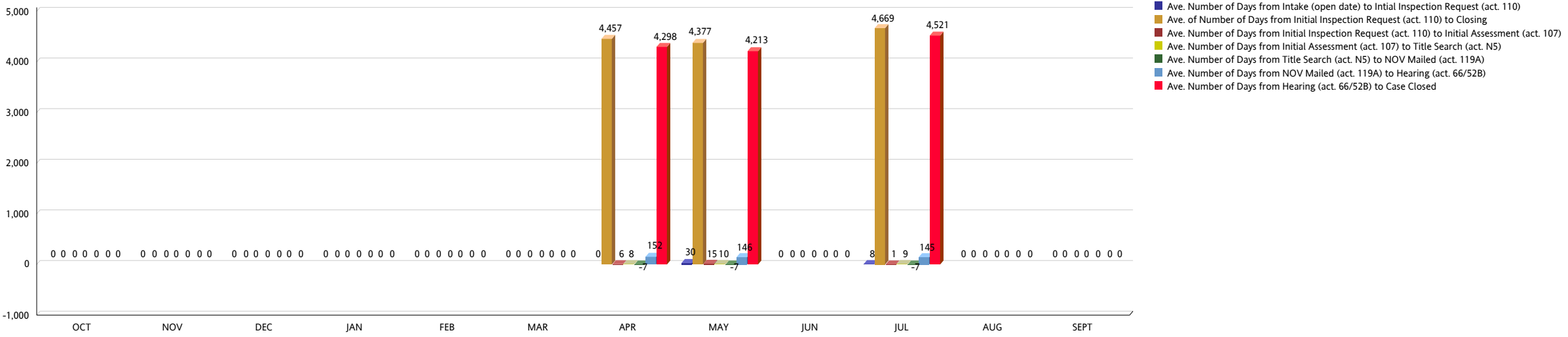
**MIAMI-DADE COUNTY**  
**DEPARTMENT OF REGULATORY AND ECONOMIC RESOURCES (RER)**  
**UNSAFE STRUCTURES MEASURES - RESIDENTIAL**  
**From OCTOBER 2019 To SEPTEMBER 2020**

RESIDENTIAL WITH INJUNCTION (EXCLUDING COUNTY PROPERTIES)	OCT	NOV	DEC	JAN	FEB	MAR	APR	MAY	JUN	JUL	AUG	SEPT	YTD TOTAL
Ave. Number of Days from Intake (open date) to Intial Inspection Request (act. 110)	0	0	0	0	0	0	0	30	0	8	0	0	
Number of Cases from Intake (open date) to Intial Inspection Request (act. 110)	0	0	0	0	0	0	1	1	0	1	0	0	3
Ave. of Number of Days from Initial Inspection Request (act. 110) to Closing	0	0	0	0	0	0	4,457	4,377	0	4,669	0	0	
Number of Cases from Initial Inspection Request (act. 110) to Closing	0	0	0	0	0	0	1	1	0	1	0	0	3
Ave. Number of Days from Initial Inspection Request (act. 110) to Initial Assessment (act. 107)	0	0	0	0	0	0	6	15	0	1	0	0	
Number of Cases Closed from Initial Inspection Request (act. 110) to Initial Assessment (act. 107)	0	0	0	0	0	0	1	1	0	1	0	0	3
Ave. Number of Days from Initial Assessment (act. 107) to Title Search (act. N5)	0	0	0	0	0	0	8	10	0	9	0	0	
Number of Cases from Initial Assessment (act. 107) to Title Search (act. N5)	0	0	0	0	0	0	1	1	0	1	0	0	3
Ave. Number of Days from Title Search (act. N5) to NOV Mailed (act. 119A)	0	0	0	0	0	0	-7	-7	0	-7	0	0	
Number of Cases from Title Search (act. N5) to NOV Mailed (act. 119A)	0	0	0	0	0	0	1	1	0	1	0	0	3
Ave. Number of Days from NOV Mailed (act. 119A) to Hearing (act. 66/52B)	0	0	0	0	0	0	152	146	0	145	0	0	
Number of Cases from NOV Mailed (act. 119A) to Hearing (act. 66/52B)	0	0	0	0	0	0	1	1	0	1	0	0	3
Ave. Number of Days from Hearing (act. 66/52B) to Case Closed	0	0	0	0	0	0	4,298	4,213	0	4,521	0	0	
Number of Cases from Hearing (act. 66/52B) to Case Closed	0	0	0	0	0	0	1	1	0	1	0	0	3

	Weighted Average
Ave. Number of Days from Intake (open date) to Intial Inspection Request (act. 110)	12.67
Ave. of Number of Days from Initial Inspection Request (act. 110) to Closing	4,501.00
Ave. Number of Days from Initial Inspection Request (act. 110) to Initial Assessment (act. 107)	7.33
Ave. Number of Days from Initial Assessment (act. 107) to Title Search (act. N5)	9.00
Ave. Number of Days from Title Search (act. N5) to NOV Mailed (act. 119A)	-7.00
Ave. Number of Days from NOV Mailed (act. 119A) to Hearing (act. 66/52B)	147.67
Ave. Number of Days from Hearing (act. 66/52B) to Case Closed	4,344.00

**MIAMI-DADE COUNTY**  
**DEPARTMENT OF REGULATORY AND ECONOMIC RESOURCES (RER)**  
**UNSAFE STRUCTURES MEASURES - RESIDENTIAL**  
**From OCTOBER 2019 To SEPTEMBER 2020**

**RESIDENTIAL / WITH INJUNCTION / EXCLUDING COUNTY PROPERTIES**





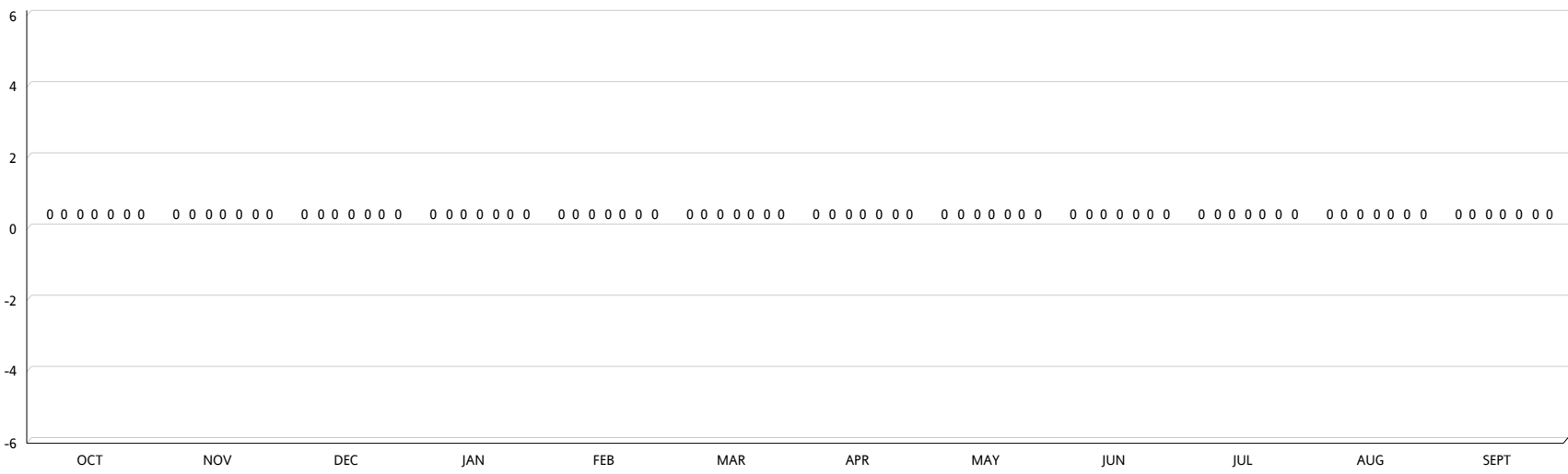
**MIAMI-DADE COUNTY**  
**DEPARTMENT OF REGULATORY AND ECONOMIC RESOURCES (RER)**  
**UNSAFE STRUCTURES MEASURES - RESIDENTIAL**  
**From OCTOBER 2019 To SEPTEMBER 2020**

RESIDENTIAL NO INJUNCTION (COUNTY PROPERTIES)	OCT	NOV	DEC	JAN	FEB	MAR	APR	MAY	JUN	JUL	AUG	SEPT	YTD TOTAL
Ave. Number of Days from Intake (open date) to Intial Inspection Request (act. 110)	0	0	0	0	0	0	0	0	0	0	0	0	
Number of Cases from Intake (open date) to Intial Inspection Request (act. 110)	0	0	0	0	0	0	0	0	0	0	0	0	0
Ave. of Number of Days from Initial Inspection Request (act. 110) to Closing	0	0	0	0	0	0	0	0	0	0	0	0	
Number of Cases from Initial Inspection Request (act. 110) to Closing	0	0	0	0	0	0	0	0	0	0	0	0	0
Ave. Number of Days from Initial Inspection Request (act. 110) to Initial Assessment (act. 107)	0	0	0	0	0	0	0	0	0	0	0	0	
Number of Cases Closed from Initial Inspection Request (act. 110) to Initial Assessment (act. 107)	0	0	0	0	0	0	0	0	0	0	0	0	0
Ave. Number of Days from Initial Assessment (act. 107) to Title Search (act. N5)	0	0	0	0	0	0	0	0	0	0	0	0	
Number of Cases from Initial Assessment (act. 107) to Title Search (act. N5)	0	0	0	0	0	0	0	0	0	0	0	0	0
Ave. Number of Days from Title Search (act. N5) to NOV Mailed (act. 119A)	0	0	0	0	0	0	0	0	0	0	0	0	
Number of Cases from Title Search (act. N5) to NOV Mailed (act. 119A)	0	0	0	0	0	0	0	0	0	0	0	0	0
Ave. Number of Days from NOV Mailed (act. 119A) to Hearing (act. 66/52B)	0	0	0	0	0	0	0	0	0	0	0	0	
Number of Cases from NOV Mailed (act. 119A) to Hearing (act. 66/52B)	0	0	0	0	0	0	0	0	0	0	0	0	0
Ave. Number of Days from Hearing (act. 66/52B) to Case Closed	0	0	0	0	0	0	0	0	0	0	0	0	
Number of Cases from Hearing (act. 66/52B) to Case Closed	0	0	0	0	0	0	0	0	0	0	0	0	0

	Weighted Average
Ave. Number of Days from Intake (open date) to Intial Inspection Request (act. 110)	0
Ave. of Number of Days from Initial Inspection Request (act. 110) to Closing	0
Ave. Number of Days from Initial Inspection Request (act. 110) to Initial Assessment (act. 107)	0
Ave. Number of Days from Initial Assessment (act. 107) to Title Search (act. N5)	0
Ave. Number of Days from Title Search (act. N5) to NOV Mailed (act. 119A)	0
Ave. Number of Days from NOV Mailed (act. 119A) to Hearing (act. 66/52B)	0
Ave. Number of Days from Hearing (act. 66/52B) to Case Closed	0

**MIAMI-DADE COUNTY**  
**DEPARTMENT OF REGULATORY AND ECONOMIC RESOURCES (RER)**  
**UNSAFE STRUCTURES MEASURES - RESIDENTIAL**  
**From OCTOBER 2019 To SEPTEMBER 2020**

**RESIDENTIAL / NO INJUNCTION / COUNTY PROPERTIES**



- Ave. Number of Days from Intake (open date) to Intial Inspection Request (act. 110)
- Ave. of Number of Days from Initial Inspection Request (act. 110) to Closing
- Ave. Number of Days from Initial Inspection Request (act. 110) to Initial Assessment (act. 107)
- Ave. Number of Days from Initial Assessment (act. 107) to Title Search (act. N5)
- Ave. Number of Days from Title Search (act. N5) to NOV Mailed (act. 119A)
- Ave. Number of Days from NOV Mailed (act. 119A) to Hearing (act. 66/52B)
- Ave. Number of Days from Hearing (act. 66/52B) to Case Closed

**MIAMI-DADE COUNTY**  
**DEPARTMENT OF REGULATORY AND ECONOMIC RESOURCES (RER)**  
**UNSAFE STRUCTURES MEASURES - RESIDENTIAL**  
**From OCTOBER 2019 To SEPTEMBER 2020**

RESIDENTIAL WITH INJUNCTION (COUNTY PROPERTIES)	OCT	NOV	DEC	JAN	FEB	MAR	APR	MAY	JUN	JUL	AUG	SEPT	YTD TOTAL
Ave. Number of Days from Intake (open date) to Intial Inspection Request (act. 110)	0	0	0	0	0	0	0	0	0	0	0	0	
Number of Cases from Intake (open date) to Intial Inspection Request (act. 110)	0	0	0	0	0	0	0	0	0	0	0	0	0
Ave. of Number of Days from Initial Inspection Request (act. 110) to Closing	0	0	0	0	0	0	0	0	0	0	0	0	
Number of Cases from Initial Inspection Request (act. 110) to Closing	0	0	0	0	0	0	0	0	0	0	0	0	0
Ave. Number of Days from Initial Inspection Request (act. 110) to Initial Assessment (act. 107)	0	0	0	0	0	0	0	0	0	0	0	0	
Number of Cases Closed from Initial Inspection Request (act. 110) to Initial Assessment (act. 107)	0	0	0	0	0	0	0	0	0	0	0	0	0
Ave. Number of Days from Initial Assessment (act. 107) to Title Search (act. N5)	0	0	0	0	0	0	0	0	0	0	0	0	
Number of Cases from Initial Assessment (act. 107) to Title Search (act. N5)	0	0	0	0	0	0	0	0	0	0	0	0	0
Ave. Number of Days from Title Search (act. N5) to NOV Mailed (act. 119A)	0	0	0	0	0	0	0	0	0	0	0	0	
Number of Cases from Title Search (act. N5) to NOV Mailed (act. 119A)	0	0	0	0	0	0	0	0	0	0	0	0	0
Ave. Number of Days from NOV Mailed (act. 119A) to Hearing (act. 66/52B)	0	0	0	0	0	0	0	0	0	0	0	0	
Number of Cases from NOV Mailed (act. 119A) to Hearing (act. 66/52B)	0	0	0	0	0	0	0	0	0	0	0	0	0
Ave. Number of Days from Hearing (act. 66/52B) to Case Closed	0	0	0	0	0	0	0	0	0	0	0	0	
Number of Cases from Hearing (act. 66/52B) to Case Closed	0	0	0	0	0	0	0	0	0	0	0	0	0

	Weighted Average
Ave. Number of Days from Intake (open date) to Intial Inspection Request (act. 110)	0
Ave. of Number of Days from Initial Inspection Request (act. 110) to Closing	0
Ave. Number of Days from Initial Inspection Request (act. 110) to Initial Assessment (act. 107)	0
Ave. Number of Days from Initial Assessment (act. 107) to Title Search (act. N5)	0
Ave. Number of Days from Title Search (act. N5) to NOV Mailed (act. 119A)	0
Ave. Number of Days from NOV Mailed (act. 119A) to Hearing (act. 66/52B)	0
Ave. Number of Days from Hearing (act. 66/52B) to Case Closed	0

**MIAMI-DADE COUNTY**  
**DEPARTMENT OF REGULATORY AND ECONOMIC RESOURCES (RER)**  
**UNSAFE STRUCTURES MEASURES - RESIDENTIAL**  
From OCTOBER 2019 To SEPTEMBER 2020

**RESIDENTIAL / WITH INJUNCTION / COUNTY PROPERTIES**

