

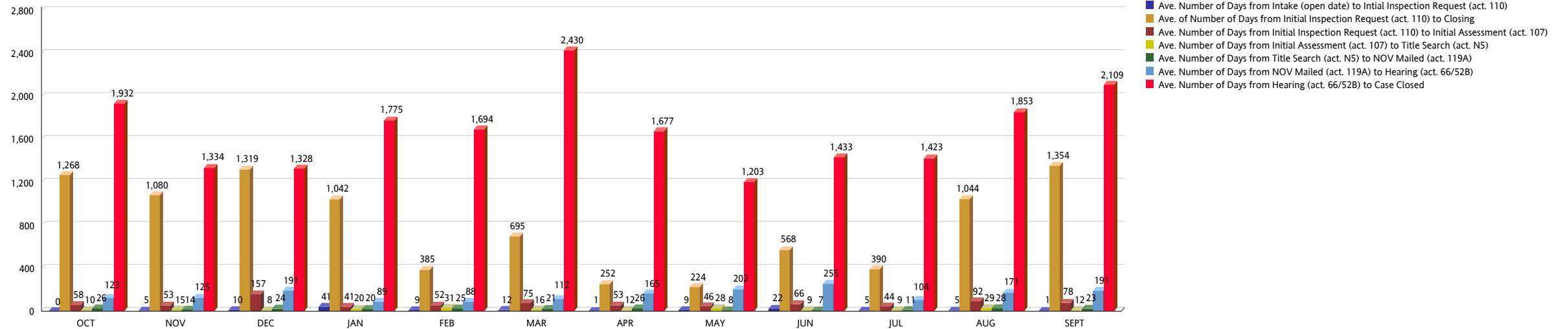
**MIAMI-DADE COUNTY**  
**DEPARTMENT OF REGULATORY AND ECONOMIC RESOURCES (RER)**  
**UNSAFE STRUCTURES MEASURES - COMMERCIAL**  
**From OCTOBER 2020 To SEPTEMBER 2021**

COMMERCIAL NO INJUNCTION (ALL PROPERTIES)	OCT	NOV	DEC	JAN	FEB	MAR	APR	MAY	JUN	JUL	AUG	SEPT	YTD TOTAL
Ave. Number of Days from Intake (open date) to Intial Inspection Request (act. 110)	0	5	10	41	9	12	1	9	22	5	5	1	
Number of Cases from Intake (open date) to Intial Inspection Request (act. 110)	21	30	25	24	46	30	87	87	19	19	30	40	458
Ave. of Number of Days from Initial Inspection Request (act. 110) to Closing	1,268	1,080	1,319	1,042	385	695	252	224	568	390	1,044	1,354	
Number of Cases from Initial Inspection Request (act. 110) to Closing	21	30	25	24	46	30	87	87	19	19	30	40	458
Ave. Number of Days from Initial Inspection Request (act. 110) to Initial Assessment (act. 107)	58	53	157	41	52	75	53	46	66	44	92	78	
Number of Cases Closed from Initial Inspection Request (act. 110) to Initial Assessment (act. 107)	16	24	24	21	14	26	13	23	14	18	25	31	249
Ave. Number of Days from Initial Assessment (act. 107) to Title Search (act. N5)	10	15	8	20	31	16	12	28	9	9	29	12	
Number of Cases from Initial Assessment (act. 107) to Title Search (act. N5)	15	19	16	16	13	14	7	15	13	18	23	22	191
Ave. Number of Days from Title Search (act. N5) to NOV Mailed (act. 119A)	26	14	24	20	25	21	26	8	7	11	28	23	
Number of Cases from Title Search (act. N5) to NOV Mailed (act. 119A)	15	19	15	16	13	14	7	14	12	14	23	19	181
Ave. Number of Days from NOV Mailed (act. 119A) to Hearing (act. 66/52B)	123	125	191	89	88	112	165	202	255	104	171	191	
Number of Cases from NOV Mailed (act. 119A) to Hearing (act. 66/52B)	10	14	12	7	8	4	9	9	5	3	12	16	109
Ave. Number of Days from Hearing (act. 66/52B) to Case Closed	1,932	1,334	1,328	1,775	1,694	2,430	1,677	1,203	1,433	1,423	1,853	2,109	
Number of Cases from Hearing (act. 66/52B) to Case Closed	10	14	12	7	8	4	10	9	5	3	12	16	110

	Weighted Average
Ave. Number of Days from Intake (open date) to Intial Inspection Request (act. 110)	8.15
Ave. of Number of Days from Initial Inspection Request (act. 110) to Closing	656.47
Ave. Number of Days from Initial Inspection Request (act. 110) to Initial Assessment (act. 107)	71.04
Ave. Number of Days from Initial Assessment (act. 107) to Title Search (act. N5)	16.88
Ave. Number of Days from Title Search (act. N5) to NOV Mailed (act. 119A)	19.71
Ave. Number of Days from NOV Mailed (act. 119A) to Hearing (act. 66/52B)	156.38
Ave. Number of Days from Hearing (act. 66/52B) to Case Closed	1,678.55

**MIAMI-DADE COUNTY**  
**DEPARTMENT OF REGULATORY AND ECONOMIC RESOURCES (RER)**  
**UNSAFE STRUCTURES MEASURES - COMMERCIAL**  
**From OCTOBER 2020 To SEPTEMBER 2021**

**COMMERCIAL / NO INJUNCTION / ALL PROPERTIES**



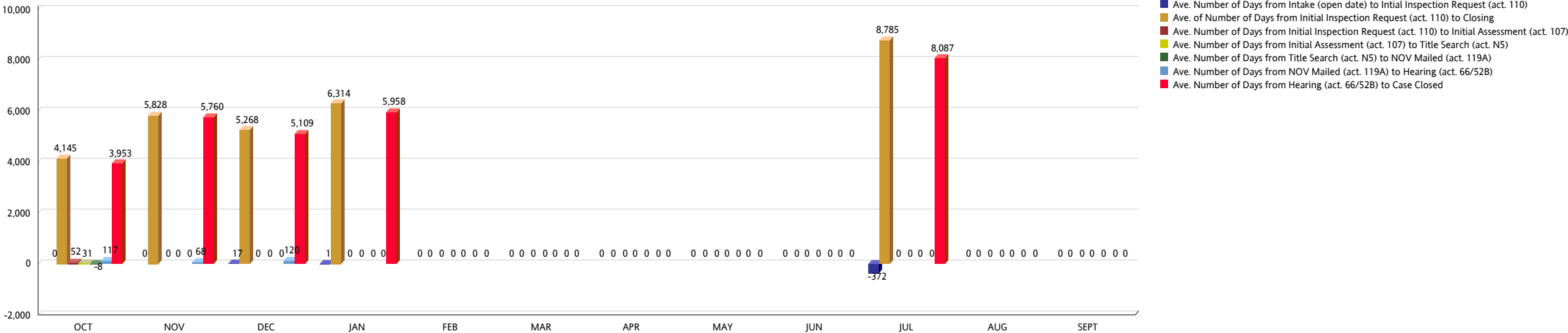
**MIAMI-DADE COUNTY**  
**DEPARTMENT OF REGULATORY AND ECONOMIC RESOURCES (RER)**  
**UNSAFE STRUCTURES MEASURES - COMMERCIAL**  
**From OCTOBER 2020 To SEPTEMBER 2021**

COMMERCIAL WITH INJUNCTION (ALL PROPERTIES)	OCT	NOV	DEC	JAN	FEB	MAR	APR	MAY	JUN	JUL	AUG	SEPT	YTD TOTAL
Ave. Number of Days from Intake (open date) to Intial Inspection Request (act. 110)	0	0	17	1	0	0	0	0	0	-372	0	0	
Number of Cases from Intake (open date) to Intial Inspection Request (act. 110)	3	1	1	1	0	0	0	0	0	1	0	0	7
Ave. of Number of Days from Initial Inspection Request (act. 110) to Closing	4,145	5,828	5,268	6,314	0	0	0	0	0	8,785	0	0	
Number of Cases from Initial Inspection Request (act. 110) to Closing	3	1	1	1	0	0	0	0	0	1	0	0	7
Ave. Number of Days from Initial Inspection Request (act. 110) to Initial Assessment (act. 107)	52	0	0	0	0	0	0	0	0	0	0	0	
Number of Cases Closed from Initial Inspection Request (act. 110) to Initial Assessment (act. 107)	3	1	1	0	0	0	0	0	0	0	0	0	5
Ave. Number of Days from Initial Assessment (act. 107) to Title Search (act. N5)	31	0	0	0	0	0	0	0	0	0	0	0	
Number of Cases from Initial Assessment (act. 107) to Title Search (act. N5)	3	0	0	0	0	0	0	0	0	0	0	0	3
Ave. Number of Days from Title Search (act. N5) to NOV Mailed (act. 119A)	-8	0	0	0	0	0	0	0	0	0	0	0	
Number of Cases from Title Search (act. N5) to NOV Mailed (act. 119A)	3	0	0	0	0	0	0	0	0	0	0	0	3
Ave. Number of Days from NOV Mailed (act. 119A) to Hearing (act. 66/52B)	117	68	120	0	0	0	0	0	0	0	0	0	
Number of Cases from NOV Mailed (act. 119A) to Hearing (act. 66/52B)	3	1	1	0	0	0	0	0	0	0	0	0	5
Ave. Number of Days from Hearing (act. 66/52B) to Case Closed	3,953	5,760	5,109	5,958	0	0	0	0	0	8,087	0	0	
Number of Cases from Hearing (act. 66/52B) to Case Closed	3	1	1	1	0	0	0	0	0	1	0	0	7

	Weighted Average
Ave. Number of Days from Intake (open date) to Intial Inspection Request (act. 110)	-50.57
Ave. of Number of Days from Initial Inspection Request (act. 110) to Closing	5,518.57
Ave. Number of Days from Initial Inspection Request (act. 110) to Initial Assessment (act. 107)	31.20
Ave. Number of Days from Initial Assessment (act. 107) to Title Search (act. N5)	31.00
Ave. Number of Days from Title Search (act. N5) to NOV Mailed (act. 119A)	-8.00
Ave. Number of Days from NOV Mailed (act. 119A) to Hearing (act. 66/52B)	107.80
Ave. Number of Days from Hearing (act. 66/52B) to Case Closed	5,253.29

**MIAMI-DADE COUNTY**  
**DEPARTMENT OF REGULATORY AND ECONOMIC RESOURCES (RER)**  
**UNSAFE STRUCTURES MEASURES - COMMERCIAL**  
**From OCTOBER 2020 To SEPTEMBER 2021**

**COMMERCIAL / WITH INJUNCTION / ALL PROPERTIES**

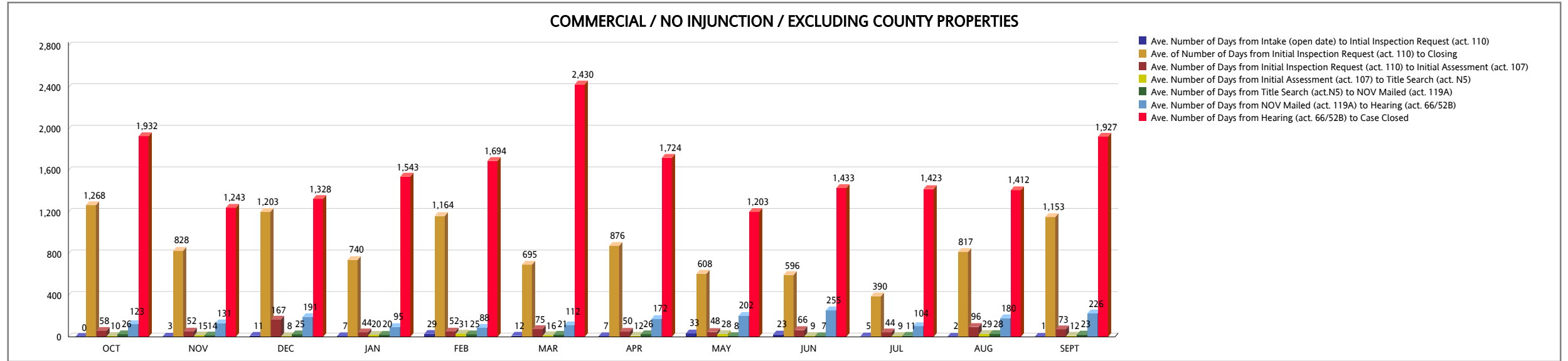


**MIAMI-DADE COUNTY**  
**DEPARTMENT OF REGULATORY AND ECONOMIC RESOURCES (RER)**  
**UNSAFE STRUCTURES MEASURES - COMMERCIAL**  
**From OCTOBER 2020 To SEPTEMBER 2021**

COMMERCIAL NO INJUNCTION (EXCLUDING COUNTY PROPERTIES)	OCT	NOV	DEC	JAN	FEB	MAR	APR	MAY	JUN	JUL	AUG	SEPT	YTD TOTAL
Ave. Number of Days from Intake (open date) to Intial Inspection Request (act. 110)	0	3	11	7	29	12	7	33	23	5	2	1	
Number of Cases from Intake (open date) to Intial Inspection Request (act. 110)	21	27	21	21	15	30	22	26	18	19	28	35	283
Ave. of Number of Days from Initial Inspection Request (act. 110) to Closing	1,268	828	1,203	740	1,164	695	876	608	596	390	817	1,153	
Number of Cases from Initial Inspection Request (act. 110) to Closing	21	27	21	21	15	30	22	26	18	19	28	35	283
Ave. Number of Days from Initial Inspection Request (act. 110) to Initial Assessment (act. 107)	58	52	167	44	52	75	50	48	66	44	96	73	
Number of Cases from Initial Inspection Request (act. 110) to Initial Assessment (act. 107)	16	22	20	19	14	26	11	21	14	18	23	26	230
Ave. Number of Days from Initial Assessment (act. 107) to Title Search (act. N5)	10	15	8	20	31	16	12	28	9	9	29	12	
Number of Cases from Initial Assessment (act. 107) to Title Search (act. N5)	15	19	15	16	13	14	7	15	13	18	23	22	190
Ave. Number of Days from Title Search (act.N5) to NOV Mailed (act. 119A)	26	14	25	20	25	21	26	8	7	11	28	23	
Number of Cases from Title Search (act. N5) to NOV Mailed (act. 119A)	15	19	14	16	13	14	7	14	12	14	23	19	180
Ave. Number of Days from NOV Mailed (act. 119A) to Hearing (act. 66/52B)	123	131	191	95	88	112	172	202	255	104	180	226	
Number of Cases from NOV Mailed (act. 119A) to Hearing (act. 66/52B)	10	13	12	6	8	4	8	9	5	3	10	11	99
Ave. Number of Days from Hearing (act. 66/52B) to Case Closed	1,932	1,243	1,328	1,543	1,694	2,430	1,724	1,203	1,433	1,423	1,412	1,927	
Number of Cases from Hearing (act. 66/52B) to Case Closed	10	13	12	6	8	4	9	9	5	3	10	11	100

	Weighted Average
Ave. Number of Days from Intake (open date) to Intial Inspection Request (act. 110)	10.13
Ave. of Number of Days from Initial Inspection Request (act. 110) to Closing	864.12
Ave. Number of Days from Initial Inspection Request (act. 110) to Initial Assessment (act. 107)	70.90
Ave. Number of Days from Initial Assessment (act. 107) to Title Search (act. N5)	16.93
Ave. Number of Days from Title Search (act. N5) to NOV Mailed (act. 119A)	19.77
Ave. Number of Days from NOV Mailed (act. 119A) to Hearing (act. 66/52B)	161.76
Ave. Number of Days from Hearing (act. 66/52B) to Case Closed	1,570.39

**MIAMI-DADE COUNTY**  
**DEPARTMENT OF REGULATORY AND ECONOMIC RESOURCES (RER)**  
**UNSAFE STRUCTURES MEASURES - COMMERCIAL**  
**From OCTOBER 2020 To SEPTEMBER 2021**



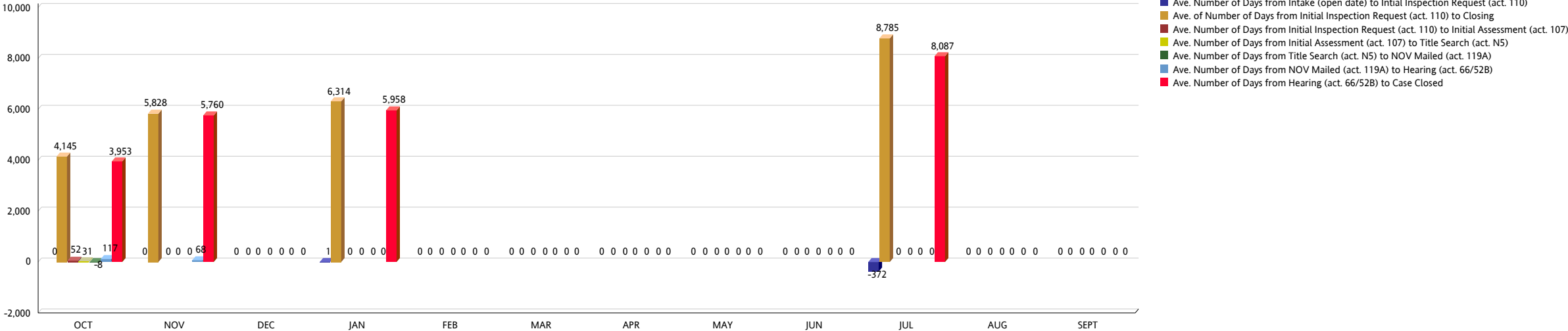
**MIAMI-DADE COUNTY**  
**DEPARTMENT OF REGULATORY AND ECONOMIC RESOURCES (RER)**  
**UNSAFE STRUCTURES MEASURES - COMMERCIAL**  
**From OCTOBER 2020 To SEPTEMBER 2021**

COMMERCIAL WITH INJUNCTION (EXCLUDING COUNTY PROPERTIES)	OCT	NOV	DEC	JAN	FEB	MAR	APR	MAY	JUN	JUL	AUG	SEPT	YTD TOTAL
Ave. Number of Days from Intake (open date) to Intial Inspection Request (act. 110)	0	0	0	1	0	0	0	0	0	-372	0	0	
Number of Cases from Intake (open date) to Intial Inspection Request (act. 110)	3	1	0	1	0	0	0	0	0	1	0	0	6
Ave. of Number of Days from Initial Inspection Request (act. 110) to Closing	4,145	5,828	0	6,314	0	0	0	0	0	8,785	0	0	
Number of Cases from Initial Inspection Request (act. 110) to Closing	3	1	0	1	0	0	0	0	0	1	0	0	6
Ave. Number of Days from Initial Inspection Request (act. 110) to Initial Assessment (act. 107)	52	0	0	0	0	0	0	0	0	0	0	0	
Number of Cases Closed from Initial Inspection Request (act. 110) to Initial Assessment (act. 107)	3	1	0	0	0	0	0	0	0	0	0	0	4
Ave. Number of Days from Initial Assessment (act. 107) to Title Search (act. N5)	31	0	0	0	0	0	0	0	0	0	0	0	
Number of Cases from Initial Assessment (act. 107) to Title Search (act. N5)	3	0	0	0	0	0	0	0	0	0	0	0	3
Ave. Number of Days from Title Search (act. N5) to NOV Mailed (act. 119A)	-8	0	0	0	0	0	0	0	0	0	0	0	
Number of Cases from Title Search (act. N5) to NOV Mailed (act. 119A)	3	0	0	0	0	0	0	0	0	0	0	0	3
Ave. Number of Days from NOV Mailed (act. 119A) to Hearing (act. 66/52B)	117	68	0	0	0	0	0	0	0	0	0	0	
Number of Cases from NOV Mailed (act. 119A) to Hearing (act. 66/52B)	3	1	0	0	0	0	0	0	0	0	0	0	4
Ave. Number of Days from Hearing (act. 66/52B) to Case Closed	3,953	5,760	0	5,958	0	0	0	0	0	8,087	0	0	
Number of Cases from Hearing (act. 66/52B) to Case Closed	3	1	0	1	0	0	0	0	0	1	0	0	6

	Weighted Average
Ave. Number of Days from Intake (open date) to Intial Inspection Request (act. 110)	-61.83
Ave. of Number of Days from Initial Inspection Request (act. 110) to Closing	5,560.33
Ave. Number of Days from Initial Inspection Request (act. 110) to Initial Assessment (act. 107)	39.00
Ave. Number of Days from Initial Assessment (act. 107) to Title Search (act. N5)	31.00
Ave. Number of Days from Title Search (act. N5) to NOV Mailed (act. 119A)	-8.00
Ave. Number of Days from NOV Mailed (act. 119A) to Hearing (act. 66/52B)	104.75
Ave. Number of Days from Hearing (act. 66/52B) to Case Closed	5,277.33

**MIAMI-DADE COUNTY**  
**DEPARTMENT OF REGULATORY AND ECONOMIC RESOURCES (RER)**  
**UNSAFE STRUCTURES MEASURES - COMMERCIAL**  
**From OCTOBER 2020 To SEPTEMBER 2021**

**COMMERCIAL / WITH INJUNCTION / EXCLUDING COUNTY PROPERTIES**





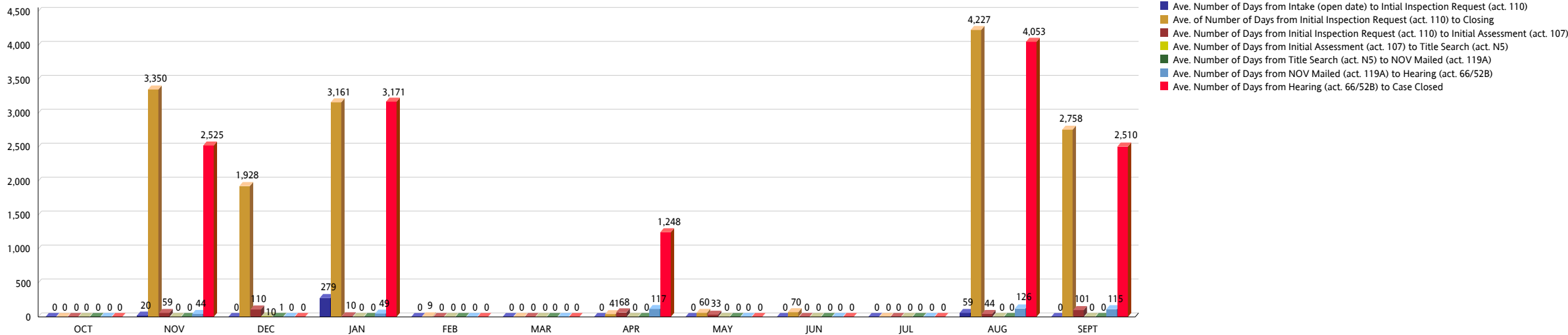
**MIAMI-DADE COUNTY**  
**DEPARTMENT OF REGULATORY AND ECONOMIC RESOURCES (RER)**  
**UNSAFE STRUCTURES MEASURES - COMMERCIAL**  
**From OCTOBER 2020 To SEPTEMBER 2021**

COMMERCIAL NO INJUNCTION (COUNTY PROPERTIES)	OCT	NOV	DEC	JAN	FEB	MAR	APR	MAY	JUN	JUL	AUG	SEPT	YTD TOTAL
Ave. Number of Days from Intake (open date) to Intial Inspection Request (act. 110)	0	20	0	279	0	0	0	0	0	0	59	0	
Number of Cases from Intake (open date) to Intial Inspection Request (act. 110)	0	3	4	3	31	0	65	61	1	0	2	5	175
Ave. of Number of Days from Initial Inspection Request (act. 110) to Closing	0	3,350	1,928	3,161	9	0	41	60	70	0	4,227	2,758	
Number of Cases from Initial Inspection Request (act. 110) to Closing	0	3	4	3	31	0	65	61	1	0	2	5	175
Ave. Number of Days from Initial Inspection Request (act. 110) to Initial Assessment (act. 107)	0	59	110	10	0	0	68	33	0	0	44	101	
Number of Cases Closed from Initial Inspection Request (act. 110) to Initial Assessment (act. 107)	0	2	4	2	0	0	2	2	0	0	2	5	19
Ave. Number of Days from Initial Assessment (act. 107) to Title Search (act. N5)	0	0	10	0	0	0	0	0	0	0	0	0	
Number of Cases from Initial Assessment (act. 107) to Title Search (act. N5)	0	0	1	0	0	0	0	0	0	0	0	0	1
Ave. Number of Days from Title Search (act. N5) to NOV Mailed (act. 119A)	0	0	1	0	0	0	0	0	0	0	0	0	
Number of Cases from Title Search (act. N5) to NOV Mailed (act. 119A)	0	0	1	0	0	0	0	0	0	0	0	0	1
Ave. Number of Days from NOV Mailed (act. 119A) to Hearing (act. 66/52B)	0	44	0	49	0	0	117	0	0	0	126	115	
Number of Cases from NOV Mailed (act. 119A) to Hearing (act. 66/52B)	0	1	0	1	0	0	1	0	0	0	2	5	10
Ave. Number of Days from Hearing (act. 66/52B) to Case Closed	0	2,525	0	3,171	0	0	1,248	0	0	0	4,053	2,510	
Number of Cases from Hearing (act. 66/52B) to Case Closed	0	1	0	1	0	0	1	0	0	0	2	5	10

	Weighted Average
Ave. Number of Days from Intake (open date) to Intial Inspection Request (act. 110)	5.80
Ave. of Number of Days from Initial Inspection Request (act. 110) to Closing	320.93
Ave. Number of Days from Initial Inspection Request (act. 110) to Initial Assessment (act. 107)	72.26
Ave. Number of Days from Initial Assessment (act. 107) to Title Search (act. N5)	10.00
Ave. Number of Days from Title Search (act. N5) to NOV Mailed (act. 119A)	1.00
Ave. Number of Days from NOV Mailed (act. 119A) to Hearing (act. 66/52B)	103.70
Ave. Number of Days from Hearing (act. 66/52B) to Case Closed	2,760.00

**MIAMI-DADE COUNTY**  
**DEPARTMENT OF REGULATORY AND ECONOMIC RESOURCES (RER)**  
**UNSAFE STRUCTURES MEASURES - COMMERCIAL**  
**From OCTOBER 2020 To SEPTEMBER 2021**

**COMMERCIAL / NO INJUNCTION / COUNTY PROPERTIES**



**MIAMI-DADE COUNTY**  
**DEPARTMENT OF REGULATORY AND ECONOMIC RESOURCES (RER)**  
**UNSAFE STRUCTURES MEASURES - COMMERCIAL**  
**From OCTOBER 2020 To SEPTEMBER 2021**

COMMERCIAL WITH INJUNCTION (COUNTY PROPERTIES)	OCT	NOV	DEC	JAN	FEB	MAR	APR	MAY	JUN	JUL	AUG	SEPT	YTD TOTAL
Ave. Number of Days from Intake (open date) to Intial Inspection Request (act. 110)	0	0	17	0	0	0	0	0	0	0	0	0	
Number of Cases from Intake (open date) to Intial Inspection Request (act. 110)	0	0	1	0	0	0	0	0	0	0	0	0	1
Ave. of Number of Days from Initial Inspection Request (act. 110) to Closing	0	0	5,268	0	0	0	0	0	0	0	0	0	
Number of Cases from Initial Inspection Request (act. 110) to Closing	0	0	1	0	0	0	0	0	0	0	0	0	1
Ave. Number of Days from Initial Inspection Request (act. 110) to Initial Assessment (act. 107)	0	0	0	0	0	0	0	0	0	0	0	0	
Number of Cases Closed from Initial Inspection Request (act. 110) to Initial Assessment (act. 107)	0	0	1	0	0	0	0	0	0	0	0	0	1
Ave. Number of Days from Initial Assessment (act. 107) to Title Search (act. N5)	0	0	0	0	0	0	0	0	0	0	0	0	
Number of Cases from Initial Assessment (act. 107) to Title Search (act. N5)	0	0	0	0	0	0	0	0	0	0	0	0	0
Ave. Number of Days from Title Search (act. N5) to NOV Mailed (act. 119A)	0	0	0	0	0	0	0	0	0	0	0	0	
Number of Cases from Title Search (act. N5) to NOV Mailed (act. 119A)	0	0	0	0	0	0	0	0	0	0	0	0	0
Ave. Number of Days from NOV Mailed (act. 119A) to Hearing (act. 66/52B)	0	0	120	0	0	0	0	0	0	0	0	0	
Number of Cases from NOV Mailed (act. 119A) to Hearing (act. 66/52B)	0	0	1	0	0	0	0	0	0	0	0	0	1
Ave. Number of Days from Hearing (act. 66/52B) to Case Closed	0	0	5,109	0	0	0	0	0	0	0	0	0	
Number of Cases from Hearing (act. 66/52B) to Case Closed	0	0	1	0	0	0	0	0	0	0	0	0	1

	Weighted Average
Ave. Number of Days from Intake (open date) to Intial Inspection Request (act. 110)	17.00
Ave. of Number of Days from Initial Inspection Request (act. 110) to Closing	5,268.00
Ave. Number of Days from Initial Inspection Request (act. 110) to Initial Assessment (act. 107)	0
Ave. Number of Days from Initial Assessment (act. 107) to Title Search (act. N5)	0
Ave. Number of Days from Title Search (act. N5) to NOV Mailed (act. 119A)	0
Ave. Number of Days from NOV Mailed (act. 119A) to Hearing (act. 66/52B)	120.00
Ave. Number of Days from Hearing (act. 66/52B) to Case Closed	5,109.00

**MIAMI-DADE COUNTY**  
**DEPARTMENT OF REGULATORY AND ECONOMIC RESOURCES (RER)**  
**UNSAFE STRUCTURES MEASURES - COMMERCIAL**  
**From OCTOBER 2020 To SEPTEMBER 2021**

**COMMERCIAL / WITH INJUNCTION / COUNTY PROPERTIES**

