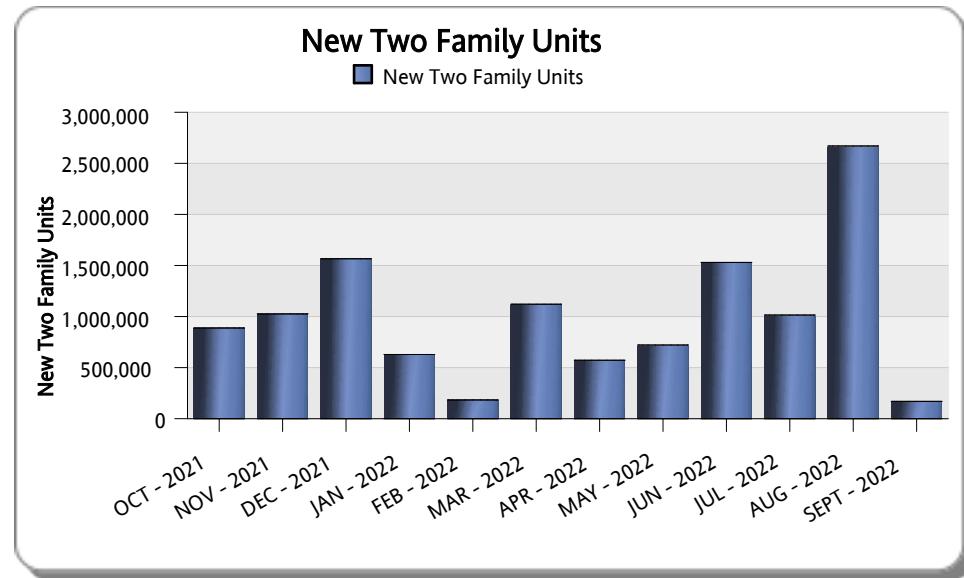
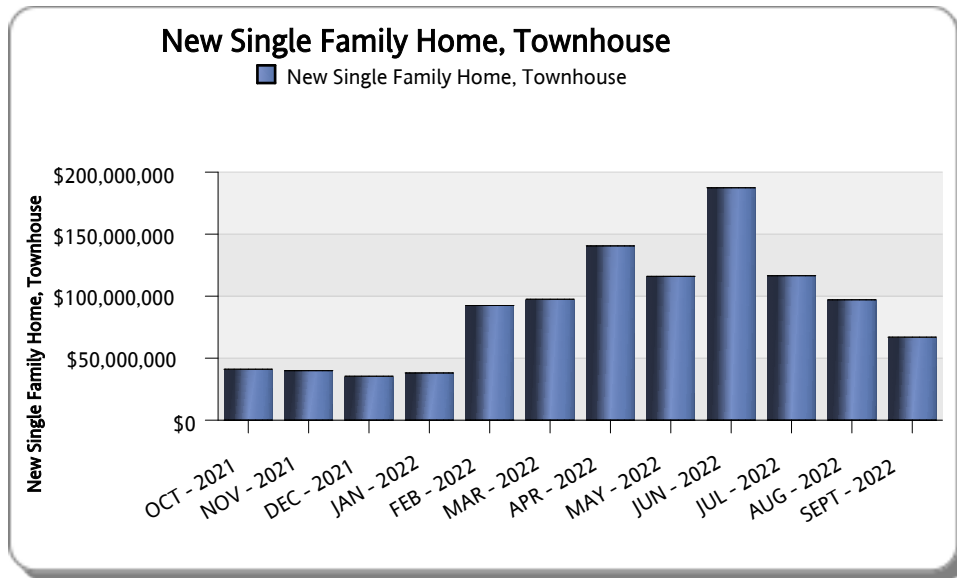


MIAMI-DADE COUNTY
DEPARTMENT OF REGULATORY AND ECONOMIC RESOURCES (RER)
Estimated Value of Construction for New, Single and Multi Family Homes

FY: 2021/2022

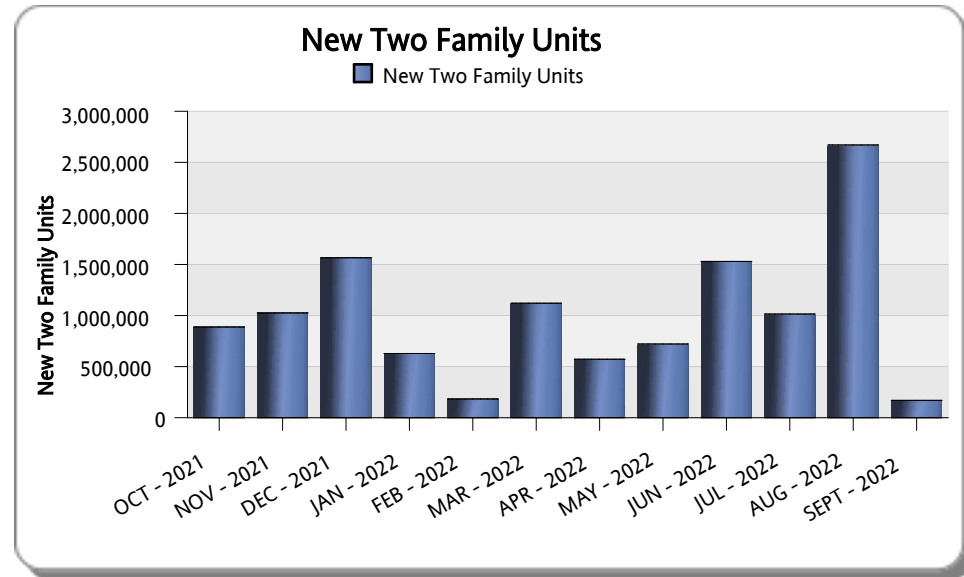
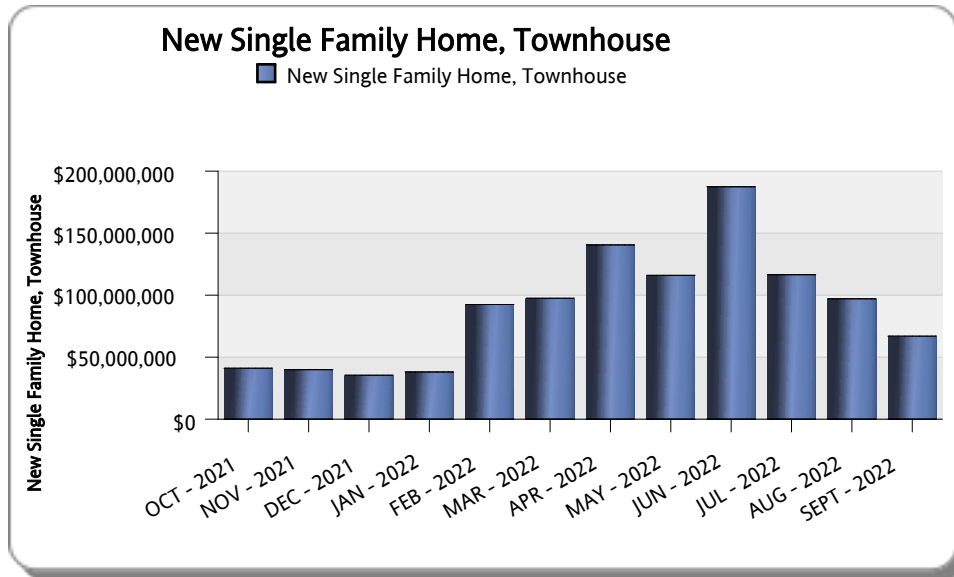
	OCT - 2021		NOV - 2021		DEC - 2021		JAN - 2022		FEB - 2022		MAR - 2022		APR - 2022		MAY - 2022		JUN - 2022		JUL - 2022		AUG - 2022											
	# of BLDG	Est. Cost	# Units	# of BLDG	Est. Cost	# Units	# of BLDG	Est. Cost	# Units	# of BLDG	Est. Cost	# Units	# of BLDG	Est. Cost	# Units	# of BLDG	Est. Cost	# Units	# of BLDG	Est. Cost	# Units	# of BLDG	Est. Cost									
New Single Family Home, Townhouse	129	\$40,176,668	129	94	\$38,190,879	94	77	\$26,195,215	77	104	\$34,991,839	104	152	\$76,313,052	152	128	\$77,925,586	128	168	\$109,194,794	168	162	\$95,306,922	162	124	\$109,084,959	124	170	\$107,777,662	170	115	\$89,907,417
New Two Family Units	6	\$888,165	12	5	\$1,025,945	10	11	\$1,565,993	22	3	\$628,620	6	2	\$183,600	4	5	\$1,120,734	10	3	\$572,248	6	4	\$720,990	8	6	\$1,529,715	12	5	\$1,014,436	10	12	\$2,669,753
New Apartment Buildings 3 or 4 Units	0	\$0	0	1	\$287,300	4	12	\$5,864,220	36	2	\$124,500	8	0	\$0	0	0	\$0	0	1	\$966,637	3	2	\$15,000	8	1	\$19,427,980	266	0	\$0	0	2	\$2,937,095
New Apartment Buildings 5 or more Units	0	\$0	0	1	\$431,015	6	3	\$1,793,680	22	1	\$2,345,871	32	9	\$15,974,335	45	6	\$18,448,060	225	7	\$29,799,105	324	3	\$19,928,646	228	9	\$57,367,698	568	4	\$7,709,520	96	3	\$1,572,410
Total Per Month	135	\$41,064,833	141	101	\$39,935,139	114	103	\$35,419,108	157	110	\$38,090,830	150	163	\$92,470,987	201	139	\$97,494,380	363	179	\$140,532,784	501	171	\$115,971,558	406	140	\$187,410,352	970	179	\$116,501,618	276	132	\$97,086,675



MIAMI-DADE COUNTY
DEPARTMENT OF REGULATORY AND ECONOMIC RESOURCES (RER)
Estimated Value of Construction for New, Single and Multi Family Homes

FY: 2021/2022

	SEPT - 2022				YTD Est. Cost Total
	# Units	# of BLDG	Est. Cost	# Units	
New Single Family Home, Townhouse	115	68	\$49,891,147	68	\$854,956,140
New Two Family Units	24	2	\$169,425	4	\$12,089,624
New Apartment Buildings 3 or 4 Units	21	3	\$8,858,393	128	\$38,481,125
New Apartment Buildings 5 or more Units	20	10	\$7,990,064	164	\$163,360,404
Total Per Month	180	83	\$66,909,029	364	1,068,887,293



MIAMI-DADE COUNTY
DEPARTMENT OF REGULATORY AND ECONOMIC RESOURCES (RER)
Estimated Value of Construction for New, Single and Multi Family Homes

FY: 2021/2022

