

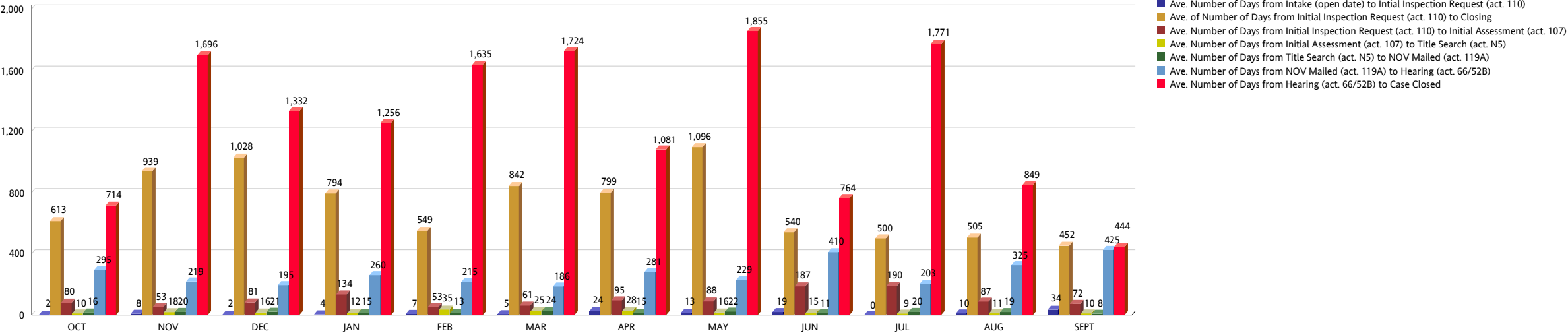
MIAMI-DADE COUNTY
DEPARTMENT OF REGULATORY AND ECONOMIC RESOURCES (RER)
UNSAFE STRUCTURES MEASURES - COMMERCIAL
From OCTOBER 2021 To SEPTEMBER 2022

COMMERCIAL NO INJUNCTION (ALL PROPERTIES)	OCT	NOV	DEC	JAN	FEB	MAR	APR	MAY	JUN	JUL	AUG	SEPT	YTD TOTAL
Ave. Number of Days from Intake (open date) to Intial Inspection Request (act. 110)	2	8	2	4	7	5	24	13	19	0	10	34	
Number of Cases from Intake (open date) to Intial Inspection Request (act. 110)	33	42	46	37	45	32	33	43	27	61	33	35	467
Ave. of Number of Days from Initial Inspection Request (act. 110) to Closing	613	939	1,028	794	549	842	799	1,096	540	500	505	452	
Number of Cases from Initial Inspection Request (act. 110) to Closing	33	42	46	37	45	32	33	43	27	61	33	35	467
Ave. Number of Days from Initial Inspection Request (act. 110) to Initial Assessment (act. 107)	80	53	81	134	53	61	95	88	187	190	87	72	
Number of Cases Closed from Initial Inspection Request (act. 110) to Initial Assessment (act. 107)	24	28	29	15	20	21	25	30	17	19	14	23	265
Ave. Number of Days from Initial Assessment (act. 107) to Title Search (act. N5)	10	18	16	12	35	25	28	16	15	9	11	10	
Number of Cases from Initial Assessment (act. 107) to Title Search (act. N5)	19	24	27	13	15	18	22	22	16	13	14	23	226
Ave. Number of Days from Title Search (act. N5) to NOV Mailed (act. 119A)	16	20	21	15	13	24	15	22	11	20	19	8	
Number of Cases from Title Search (act. N5) to NOV Mailed (act. 119A)	19	24	26	13	14	18	21	22	16	11	14	23	221
Ave. Number of Days from NOV Mailed (act. 119A) to Hearing (act. 66/52B)	295	219	195	260	215	186	281	229	410	203	325	425	
Number of Cases from NOV Mailed (act. 119A) to Hearing (act. 66/52B)	14	16	17	6	8	10	13	19	7	11	9	8	138
Ave. Number of Days from Hearing (act. 66/52B) to Case Closed	714	1,696	1,332	1,256	1,635	1,724	1,081	1,855	764	1,771	849	444	
Number of Cases from Hearing (act. 66/52B) to Case Closed	14	16	17	6	8	10	13	19	7	11	9	8	138

	Weighted Average
Ave. Number of Days from Intake (open date) to Intial Inspection Request (act. 110)	9.64
Ave. of Number of Days from Initial Inspection Request (act. 110) to Closing	726.00
Ave. Number of Days from Initial Inspection Request (act. 110) to Initial Assessment (act. 107)	93.52
Ave. Number of Days from Initial Assessment (act. 107) to Title Search (act. N5)	17.23
Ave. Number of Days from Title Search (act. N5) to NOV Mailed (act. 119A)	17.12
Ave. Number of Days from NOV Mailed (act. 119A) to Hearing (act. 66/52B)	257.40
Ave. Number of Days from Hearing (act. 66/52B) to Case Closed	1,325.74

MIAMI-DADE COUNTY
DEPARTMENT OF REGULATORY AND ECONOMIC RESOURCES (RER)
UNSAFE STRUCTURES MEASURES - COMMERCIAL
From OCTOBER 2021 To SEPTEMBER 2022

COMMERCIAL / NO INJUNCTION / ALL PROPERTIES



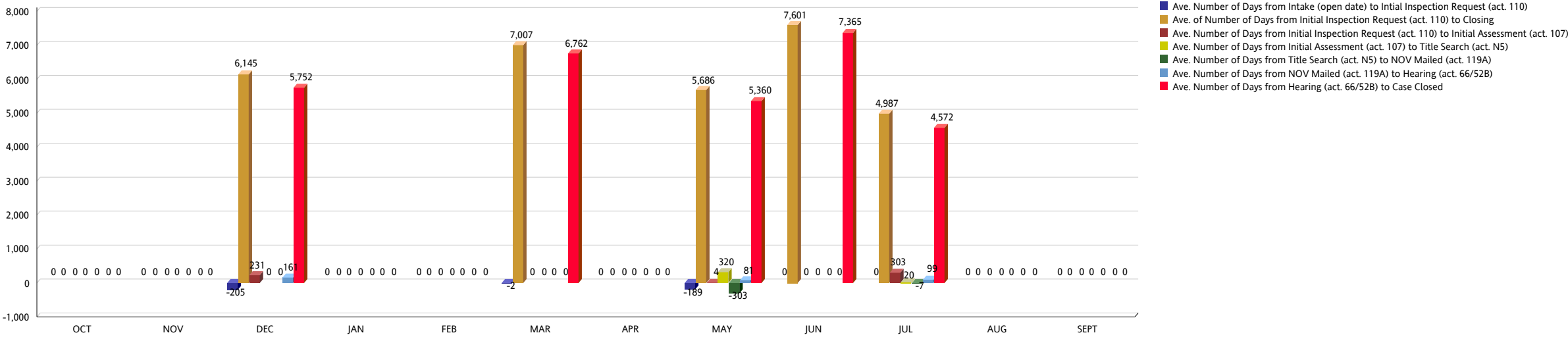
MIAMI-DADE COUNTY
DEPARTMENT OF REGULATORY AND ECONOMIC RESOURCES (RER)
UNSAFE STRUCTURES MEASURES - COMMERCIAL
From OCTOBER 2021 To SEPTEMBER 2022

COMMERCIAL WITH INJUNCTION (ALL PROPERTIES)	OCT	NOV	DEC	JAN	FEB	MAR	APR	MAY	JUN	JUL	AUG	SEPT	YTD TOTAL
Ave. Number of Days from Intake (open date) to Intial Inspection Request (act. 110)	0	0	-205	0	0	-2	0	-189	0	0	0	0	
Number of Cases from Intake (open date) to Intial Inspection Request (act. 110)	0	0	1	0	0	1	0	4	1	1	0	0	8
Ave. of Number of Days from Initial Inspection Request (act. 110) to Closing	0	0	6,145	0	0	7,007	0	5,686	7,601	4,987	0	0	
Number of Cases from Initial Inspection Request (act. 110) to Closing	0	0	1	0	0	1	0	4	1	1	0	0	8
Ave. Number of Days from Initial Inspection Request (act. 110) to Initial Assessment (act. 107)	0	0	231	0	0	0	0	4	0	303	0	0	
Number of Cases Closed from Initial Inspection Request (act. 110) to Initial Assessment (act. 107)	0	0	1	0	0	0	0	3	0	1	0	0	5
Ave. Number of Days from Initial Assessment (act. 107) to Title Search (act. N5)	0	0	0	0	0	0	0	320	0	20	0	0	
Number of Cases from Initial Assessment (act. 107) to Title Search (act. N5)	0	0	0	0	0	0	0	3	0	1	0	0	4
Ave. Number of Days from Title Search (act. N5) to NOV Mailed (act. 119A)	0	0	0	0	0	0	0	-303	0	-7	0	0	
Number of Cases from Title Search (act. N5) to NOV Mailed (act. 119A)	0	0	0	0	0	0	0	3	0	1	0	0	4
Ave. Number of Days from NOV Mailed (act. 119A) to Hearing (act. 66/52B)	0	0	161	0	0	0	0	81	0	99	0	0	
Number of Cases from NOV Mailed (act. 119A) to Hearing (act. 66/52B)	0	0	1	0	0	0	0	3	0	1	0	0	5
Ave. Number of Days from Hearing (act. 66/52B) to Case Closed	0	0	5,752	0	0	6,762	0	5,360	7,365	4,572	0	0	
Number of Cases from Hearing (act. 66/52B) to Case Closed	0	0	1	0	0	1	0	4	1	1	0	0	8

	Weighted Average
Ave. Number of Days from Intake (open date) to Intial Inspection Request (act. 110)	-120.38
Ave. of Number of Days from Initial Inspection Request (act. 110) to Closing	6,060.50
Ave. Number of Days from Initial Inspection Request (act. 110) to Initial Assessment (act. 107)	109.20
Ave. Number of Days from Initial Assessment (act. 107) to Title Search (act. N5)	245.00
Ave. Number of Days from Title Search (act. N5) to NOV Mailed (act. 119A)	-229.00
Ave. Number of Days from NOV Mailed (act. 119A) to Hearing (act. 66/52B)	100.60
Ave. Number of Days from Hearing (act. 66/52B) to Case Closed	5,736.38

MIAMI-DADE COUNTY
DEPARTMENT OF REGULATORY AND ECONOMIC RESOURCES (RER)
UNSAFE STRUCTURES MEASURES - COMMERCIAL
From OCTOBER 2021 To SEPTEMBER 2022

COMMERCIAL / WITH INJUNCTION / ALL PROPERTIES

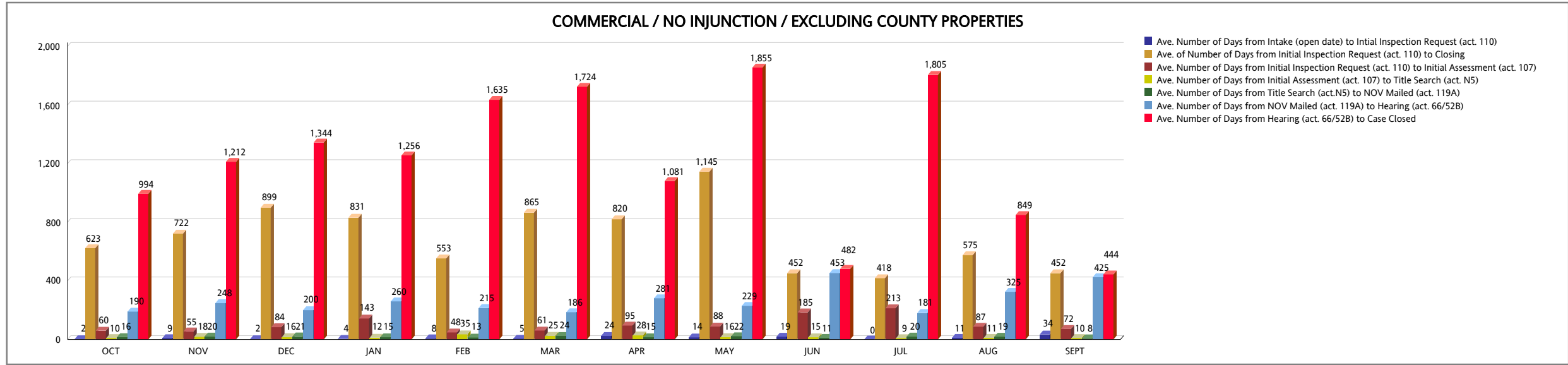


MIAMI-DADE COUNTY
DEPARTMENT OF REGULATORY AND ECONOMIC RESOURCES (RER)
UNSAFE STRUCTURES MEASURES - COMMERCIAL
From OCTOBER 2021 To SEPTEMBER 2022

COMMERCIAL NO INJUNCTION (EXCLUDING COUNTY PROPERTIES)	OCT	NOV	DEC	JAN	FEB	MAR	APR	MAY	JUN	JUL	AUG	SEPT	YTD TOTAL
Ave. Number of Days from Intake (open date) to Intial Inspection Request (act. 110)	2	9	2	4	8	5	24	14	19	0	11	34	
Number of Cases from Intake (open date) to Intial Inspection Request (act. 110)	27	38	44	35	43	31	32	41	26	57	29	35	438
Ave. of Number of Days from Initial Inspection Request (act. 110) to Closing	623	722	899	831	553	865	820	1,145	452	418	575	452	
Number of Cases from Initial Inspection Request (act. 110) to Closing	27	38	44	35	43	31	32	41	26	57	29	35	438
Ave. Number of Days from Initial Inspection Request (act. 110) to Initial Assessment (act. 107)	60	55	84	143	48	61	95	88	185	213	87	72	
Number of Cases from Initial Inspection Request (act. 110) to Initial Assessment (act. 107)	20	25	28	14	19	21	25	30	16	16	14	23	251
Ave. Number of Days from Initial Assessment (act. 107) to Title Search (act. N5)	10	18	16	12	35	25	28	16	15	9	11	10	
Number of Cases from Initial Assessment (act. 107) to Title Search (act. N5)	19	24	27	13	15	18	22	22	16	13	14	23	226
Ave. Number of Days from Title Search (act.N5) to NOV Mailed (act. 119A)	16	20	21	15	13	24	15	22	11	20	19	8	
Number of Cases from Title Search (act. N5) to NOV Mailed (act. 119A)	19	24	26	13	14	18	21	22	16	11	14	23	221
Ave. Number of Days from NOV Mailed (act. 119A) to Hearing (act. 66/52B)	190	248	200	260	215	186	281	229	453	181	325	425	
Number of Cases from NOV Mailed (act. 119A) to Hearing (act. 66/52B)	10	13	16	6	8	10	13	19	6	8	9	8	126
Ave. Number of Days from Hearing (act. 66/52B) to Case Closed	994	1,212	1,344	1,256	1,635	1,724	1,081	1,855	482	1,805	849	444	
Number of Cases from Hearing (act. 66/52B) to Case Closed	10	13	16	6	8	10	13	19	6	8	9	8	126

	Weighted Average
Ave. Number of Days from Intake (open date) to Intial Inspection Request (act. 110)	10.20
Ave. of Number of Days from Initial Inspection Request (act. 110) to Closing	695.78
Ave. Number of Days from Initial Inspection Request (act. 110) to Initial Assessment (act. 107)	93.14
Ave. Number of Days from Initial Assessment (act. 107) to Title Search (act. N5)	17.23
Ave. Number of Days from Title Search (act. N5) to NOV Mailed (act. 119A)	17.12
Ave. Number of Days from NOV Mailed (act. 119A) to Hearing (act. 66/52B)	253.64
Ave. Number of Days from Hearing (act. 66/52B) to Case Closed	1,292.69

MIAMI-DADE COUNTY
DEPARTMENT OF REGULATORY AND ECONOMIC RESOURCES (RER)
UNSAFE STRUCTURES MEASURES - COMMERCIAL
From OCTOBER 2021 To SEPTEMBER 2022

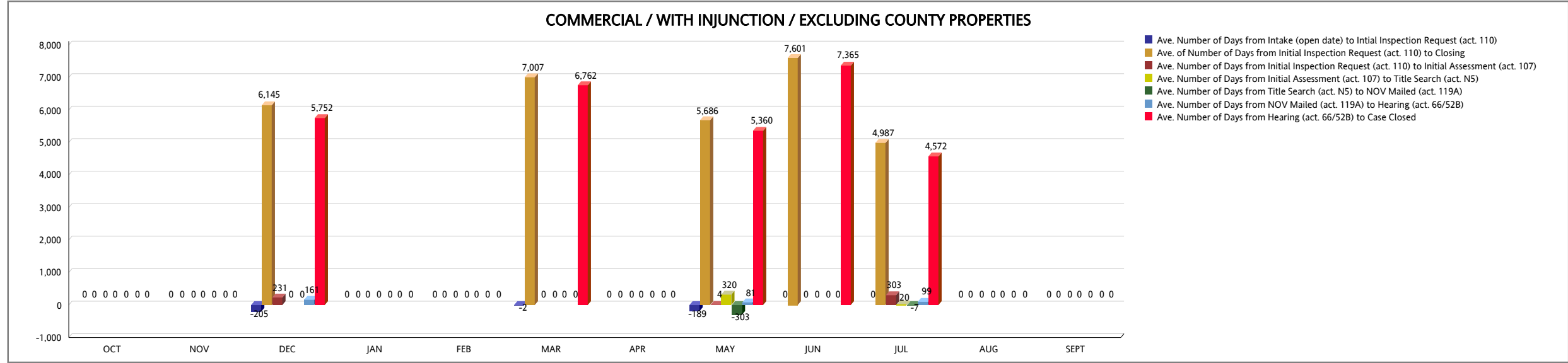


MIAMI-DADE COUNTY
DEPARTMENT OF REGULATORY AND ECONOMIC RESOURCES (RER)
UNSAFE STRUCTURES MEASURES - COMMERCIAL
From OCTOBER 2021 To SEPTEMBER 2022

COMMERCIAL WITH INJUNCTION (EXCLUDING COUNTY PROPERTIES)	OCT	NOV	DEC	JAN	FEB	MAR	APR	MAY	JUN	JUL	AUG	SEPT	YTD TOTAL
Ave. Number of Days from Intake (open date) to Intial Inspection Request (act. 110)	0	0	-205	0	0	-2	0	-189	0	0	0	0	
Number of Cases from Intake (open date) to Intial Inspection Request (act. 110)	0	0	1	0	0	1	0	4	1	1	0	0	8
Ave. of Number of Days from Initial Inspection Request (act. 110) to Closing	0	0	6,145	0	0	7,007	0	5,686	7,601	4,987	0	0	
Number of Cases from Initial Inspection Request (act. 110) to Closing	0	0	1	0	0	1	0	4	1	1	0	0	8
Ave. Number of Days from Initial Inspection Request (act. 110) to Initial Assessment (act. 107)	0	0	231	0	0	0	0	4	0	303	0	0	
Number of Cases Closed from Initial Inspection Request (act. 110) to Initial Assessment (act. 107)	0	0	1	0	0	0	0	3	0	1	0	0	5
Ave. Number of Days from Initial Assessment (act. 107) to Title Search (act. N5)	0	0	0	0	0	0	0	320	0	20	0	0	
Number of Cases from Initial Assessment (act. 107) to Title Search (act. N5)	0	0	0	0	0	0	0	3	0	1	0	0	4
Ave. Number of Days from Title Search (act. N5) to NOV Mailed (act. 119A)	0	0	0	0	0	0	0	-303	0	-7	0	0	
Number of Cases from Title Search (act. N5) to NOV Mailed (act. 119A)	0	0	0	0	0	0	0	3	0	1	0	0	4
Ave. Number of Days from NOV Mailed (act. 119A) to Hearing (act. 66/52B)	0	0	161	0	0	0	0	81	0	99	0	0	
Number of Cases from NOV Mailed (act. 119A) to Hearing (act. 66/52B)	0	0	1	0	0	0	0	3	0	1	0	0	5
Ave. Number of Days from Hearing (act. 66/52B) to Case Closed	0	0	5,752	0	0	6,762	0	5,360	7,365	4,572	0	0	
Number of Cases from Hearing (act. 66/52B) to Case Closed	0	0	1	0	0	1	0	4	1	1	0	0	8

	Weighted Average
Ave. Number of Days from Intake (open date) to Intial Inspection Request (act. 110)	-120.38
Ave. of Number of Days from Initial Inspection Request (act. 110) to Closing	6,060.50
Ave. Number of Days from Initial Inspection Request (act. 110) to Initial Assessment (act. 107)	109.20
Ave. Number of Days from Initial Assessment (act. 107) to Title Search (act. N5)	245.00
Ave. Number of Days from Title Search (act. N5) to NOV Mailed (act. 119A)	-229.00
Ave. Number of Days from NOV Mailed (act. 119A) to Hearing (act. 66/52B)	100.60
Ave. Number of Days from Hearing (act. 66/52B) to Case Closed	5,736.38

MIAMI-DADE COUNTY
DEPARTMENT OF REGULATORY AND ECONOMIC RESOURCES (RER)
UNSAFE STRUCTURES MEASURES - COMMERCIAL
From OCTOBER 2021 To SEPTEMBER 2022



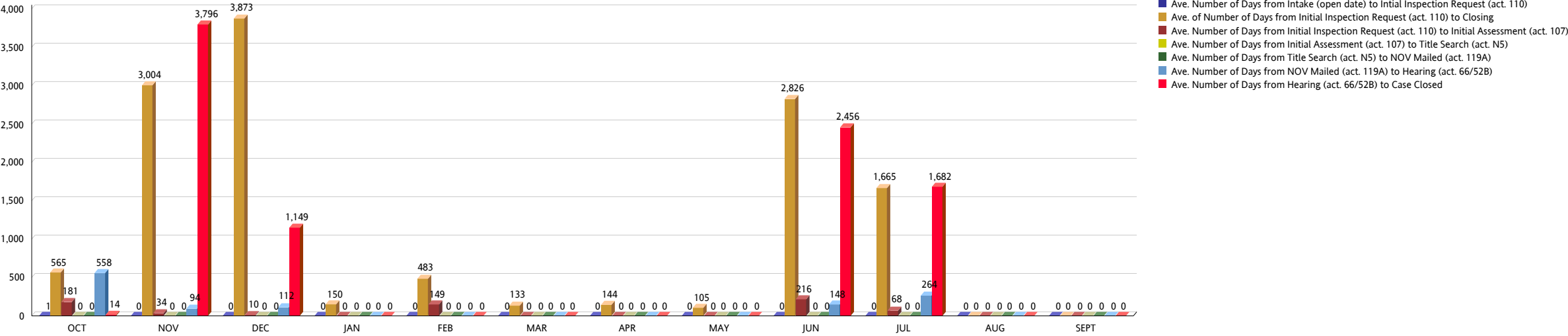
MIAMI-DADE COUNTY
DEPARTMENT OF REGULATORY AND ECONOMIC RESOURCES (RER)
UNSAFE STRUCTURES MEASURES - COMMERCIAL
From OCTOBER 2021 To SEPTEMBER 2022

COMMERCIAL NO INJUNCTION (COUNTY PROPERTIES)	OCT	NOV	DEC	JAN	FEB	MAR	APR	MAY	JUN	JUL	AUG	SEPT	YTD TOTAL
Ave. Number of Days from Intake (open date) to Intial Inspection Request (act. 110)	1	0	0	0	0	0	0	0	0	0	0	0	
Number of Cases from Intake (open date) to Intial Inspection Request (act. 110)	6	4	2	2	2	1	1	2	1	4	4	0	29
Ave. of Number of Days from Initial Inspection Request (act. 110) to Closing	565	3,004	3,873	150	483	133	144	105	2,826	1,665	0	0	
Number of Cases from Initial Inspection Request (act. 110) to Closing	6	4	2	2	2	1	1	2	1	4	4	0	29
Ave. Number of Days from Initial Inspection Request (act. 110) to Initial Assessment (act. 107)	181	34	10	0	149	0	0	0	216	68	0	0	
Number of Cases Closed from Initial Inspection Request (act. 110) to Initial Assessment (act. 107)	4	3	1	1	1	0	0	0	1	3	0	0	14
Ave. Number of Days from Initial Assessment (act. 107) to Title Search (act. N5)	0	0	0	0	0	0	0	0	0	0	0	0	
Number of Cases from Initial Assessment (act. 107) to Title Search (act. N5)	0	0	0	0	0	0	0	0	0	0	0	0	0
Ave. Number of Days from Title Search (act. N5) to NOV Mailed (act. 119A)	0	0	0	0	0	0	0	0	0	0	0	0	
Number of Cases from Title Search (act. N5) to NOV Mailed (act. 119A)	0	0	0	0	0	0	0	0	0	0	0	0	0
Ave. Number of Days from NOV Mailed (act. 119A) to Hearing (act. 66/52B)	558	94	112	0	0	0	0	0	148	264	0	0	
Number of Cases from NOV Mailed (act. 119A) to Hearing (act. 66/52B)	4	3	1	0	0	0	0	0	1	3	0	0	12
Ave. Number of Days from Hearing (act. 66/52B) to Case Closed	14	3,796	1,149	0	0	0	0	0	2,456	1,682	0	0	
Number of Cases from Hearing (act. 66/52B) to Case Closed	4	3	1	0	0	0	0	0	1	3	0	0	12

	Weighted Average
Ave. Number of Days from Intake (open date) to Intial Inspection Request (act. 110)	0.21
Ave. of Number of Days from Initial Inspection Request (act. 110) to Closing	1,185.90
Ave. Number of Days from Initial Inspection Request (act. 110) to Initial Assessment (act. 107)	100.36
Ave. Number of Days from Initial Assessment (act. 107) to Title Search (act. N5)	0
Ave. Number of Days from Title Search (act. N5) to NOV Mailed (act. 119A)	0
Ave. Number of Days from NOV Mailed (act. 119A) to Hearing (act. 66/52B)	297.17
Ave. Number of Days from Hearing (act. 66/52B) to Case Closed	1,674.58

MIAMI-DADE COUNTY
DEPARTMENT OF REGULATORY AND ECONOMIC RESOURCES (RER)
UNSAFE STRUCTURES MEASURES - COMMERCIAL
From OCTOBER 2021 To SEPTEMBER 2022

COMMERCIAL / NO INJUNCTION / COUNTY PROPERTIES



MIAMI-DADE COUNTY
DEPARTMENT OF REGULATORY AND ECONOMIC RESOURCES (RER)
UNSAFE STRUCTURES MEASURES - COMMERCIAL
From OCTOBER 2021 To SEPTEMBER 2022

COMMERCIAL WITH INJUNCTION (COUNTY PROPERTIES)	OCT	NOV	DEC	JAN	FEB	MAR	APR	MAY	JUN	JUL	AUG	SEPT	YTD TOTAL
Ave. Number of Days from Intake (open date) to Intial Inspection Request (act. 110)	0	0	0	0	0	0	0	0	0	0	0	0	
Number of Cases from Intake (open date) to Intial Inspection Request (act. 110)	0	0	0	0	0	0	0	0	0	0	0	0	0
Ave. of Number of Days from Initial Inspection Request (act. 110) to Closing	0	0	0	0	0	0	0	0	0	0	0	0	
Number of Cases from Initial Inspection Request (act. 110) to Closing	0	0	0	0	0	0	0	0	0	0	0	0	0
Ave. Number of Days from Initial Inspection Request (act. 110) to Initial Assessment (act. 107)	0	0	0	0	0	0	0	0	0	0	0	0	
Number of Cases Closed from Initial Inspection Request (act. 110) to Initial Assessment (act. 107)	0	0	0	0	0	0	0	0	0	0	0	0	0
Ave. Number of Days from Initial Assessment (act. 107) to Title Search (act. N5)	0	0	0	0	0	0	0	0	0	0	0	0	
Number of Cases from Initial Assessment (act. 107) to Title Search (act. N5)	0	0	0	0	0	0	0	0	0	0	0	0	0
Ave. Number of Days from Title Search (act. N5) to NOV Mailed (act. 119A)	0	0	0	0	0	0	0	0	0	0	0	0	
Number of Cases from Title Search (act. N5) to NOV Mailed (act. 119A)	0	0	0	0	0	0	0	0	0	0	0	0	0
Ave. Number of Days from NOV Mailed (act. 119A) to Hearing (act. 66/52B)	0	0	0	0	0	0	0	0	0	0	0	0	
Number of Cases from NOV Mailed (act. 119A) to Hearing (act. 66/52B)	0	0	0	0	0	0	0	0	0	0	0	0	0
Ave. Number of Days from Hearing (act. 66/52B) to Case Closed	0	0	0	0	0	0	0	0	0	0	0	0	
Number of Cases from Hearing (act. 66/52B) to Case Closed	0	0	0	0	0	0	0	0	0	0	0	0	0

	Weighted Average
Ave. Number of Days from Intake (open date) to Intial Inspection Request (act. 110)	0
Ave. of Number of Days from Initial Inspection Request (act. 110) to Closing	0
Ave. Number of Days from Initial Inspection Request (act. 110) to Initial Assessment (act. 107)	0
Ave. Number of Days from Initial Assessment (act. 107) to Title Search (act. N5)	0
Ave. Number of Days from Title Search (act. N5) to NOV Mailed (act. 119A)	0
Ave. Number of Days from NOV Mailed (act. 119A) to Hearing (act. 66/52B)	0
Ave. Number of Days from Hearing (act. 66/52B) to Case Closed	0

MIAMI-DADE COUNTY
DEPARTMENT OF REGULATORY AND ECONOMIC RESOURCES (RER)
UNSAFE STRUCTURES MEASURES - COMMERCIAL
From OCTOBER 2021 To SEPTEMBER 2022

