

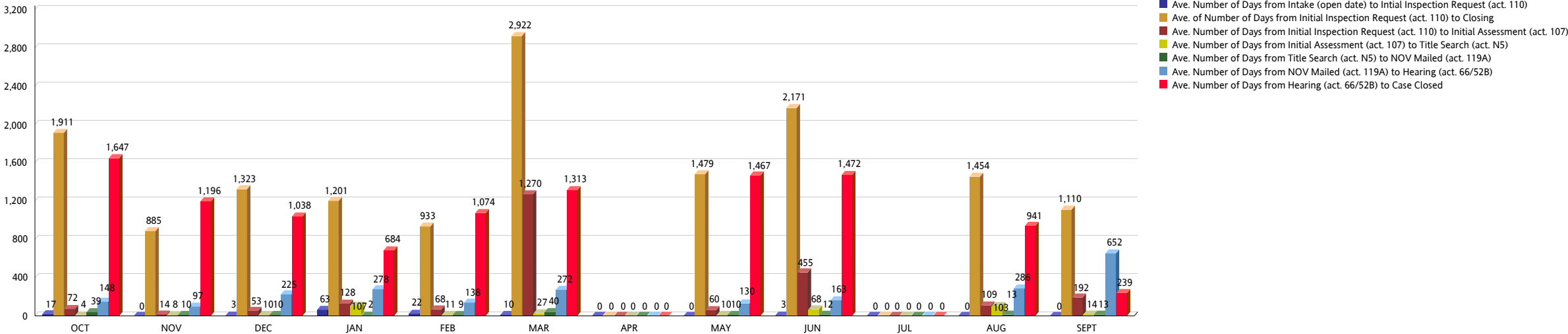
**MIAMI-DADE COUNTY**  
**DEPARTMENT OF REGULATORY AND ECONOMIC RESOURCES (RER)**  
**UNSAFE STRUCTURES MEASURES - RESIDENTIAL**  
**From OCTOBER 2021 To SEPTEMBER 2022**

RESIDENTIAL NO INJUNCTION (ALL PROPERTIES)	OCT	NOV	DEC	JAN	FEB	MAR	APR	MAY	JUN	JUL	AUG	SEPT	YTD TOTAL
Ave. Number of Days from Intake (open date) to Intial Inspection Request (act. 110)	17	0	3	63	22	10	0	0	3	0	0	0	
Number of Cases from Intake (open date) to Intial Inspection Request (act. 110)	3	3	7	2	4	2	0	4	6	0	2	1	34
Ave. of Number of Days from Initial Inspection Request (act. 110) to Closing	1,911	885	1,323	1,201	933	2,922	0	1,479	2,171	0	1,454	1,110	
Number of Cases from Initial Inspection Request (act. 110) to Closing	3	3	7	2	4	2	0	4	6	0	2	1	34
Ave. Number of Days from Initial Inspection Request (act. 110) to Initial Assessment (act. 107)	72	14	53	128	68	1,270	0	60	455	0	109	192	
Number of Cases Closed from Initial Inspection Request (act. 110) to Initial Assessment (act. 107)	3	2	7	2	3	2	0	4	6	0	2	1	32
Ave. Number of Days from Initial Assessment (act. 107) to Title Search (act. N5)	4	8	10	107	11	27	0	10	68	0	103	14	
Number of Cases from Initial Assessment (act. 107) to Title Search (act. N5)	3	2	7	2	3	2	0	4	6	0	2	1	32
Ave. Number of Days from Title Search (act. N5) to NOV Mailed (act. 119A)	39	10	10	2	9	40	0	10	12	0	13	13	
Number of Cases from Title Search (act. N5) to NOV Mailed (act. 119A)	3	2	6	2	3	2	0	4	6	0	2	1	31
Ave. Number of Days from NOV Mailed (act. 119A) to Hearing (act. 66/52B)	148	97	225	278	138	272	0	130	163	0	286	652	
Number of Cases from NOV Mailed (act. 119A) to Hearing (act. 66/52B)	3	2	6	2	2	2	0	3	6	0	2	1	29
Ave. Number of Days from Hearing (act. 66/52B) to Case Closed	1,647	1,196	1,038	684	1,074	1,313	0	1,467	1,472	0	941	239	
Number of Cases from Hearing (act. 66/52B) to Case Closed	3	2	7	2	2	2	0	3	6	0	2	1	30

	Weighted Average
Ave. Number of Days from Intake (open date) to Intial Inspection Request (act. 110)	9.53
Ave. of Number of Days from Initial Inspection Request (act. 110) to Closing	1,546.68
Ave. Number of Days from Initial Inspection Request (act. 110) to Initial Assessment (act. 107)	218.59
Ave. Number of Days from Initial Assessment (act. 107) to Title Search (act. N5)	33.34
Ave. Number of Days from Title Search (act. N5) to NOV Mailed (act. 119A)	14.81
Ave. Number of Days from NOV Mailed (act. 119A) to Hearing (act. 66/52B)	205.38
Ave. Number of Days from Hearing (act. 66/52B) to Case Closed	1,203.17

**MIAMI-DADE COUNTY**  
**DEPARTMENT OF REGULATORY AND ECONOMIC RESOURCES (RER)**  
**UNSAFE STRUCTURES MEASURES - RESIDENTIAL**  
**From OCTOBER 2021 To SEPTEMBER 2022**

**RESIDENTIAL / NO INJUNCTION / ALL PROPERTIES**



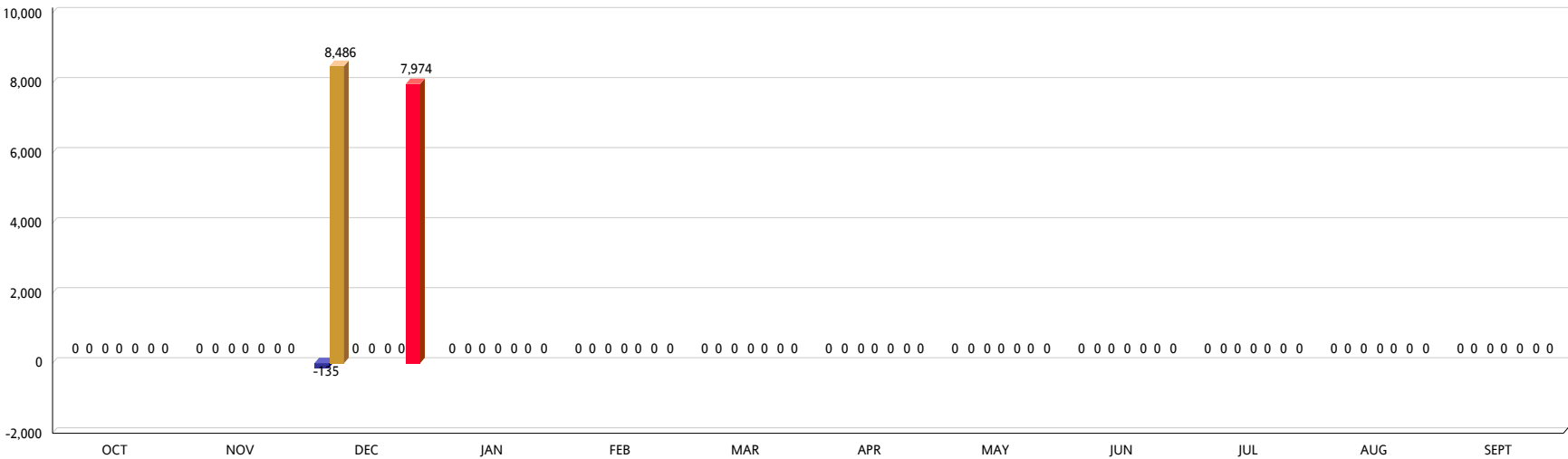
**MIAMI-DADE COUNTY**  
**DEPARTMENT OF REGULATORY AND ECONOMIC RESOURCES (RER)**  
**UNSAFE STRUCTURES MEASURES - RESIDENTIAL**  
**From OCTOBER 2021 To SEPTEMBER 2022**

RESIDENTIAL WITH INJUNCTION (ALL PROPERTIES)	OCT	NOV	DEC	JAN	FEB	MAR	APR	MAY	JUN	JUL	AUG	SEPT	YTD TOTAL
Ave. Number of Days from Intake (open date) to Intial Inspection Request (act. 110)	0	0	-135	0	0	0	0	0	0	0	0	0	
Number of Cases from Intake (open date) to Intial Inspection Request (act. 110)	0	0	1	0	0	0	0	0	0	0	0	0	1
Ave. of Number of Days from Initial Inspection Request (act. 110) to Closing	0	0	8,486	0	0	0	0	0	0	0	0	0	
Number of Cases from Initial Inspection Request (act. 110) to Closing	0	0	1	0	0	0	0	0	0	0	0	0	1
Ave. Number of Days from Initial Inspection Request (act. 110) to Initial Assessment (act. 107)	0	0	0	0	0	0	0	0	0	0	0	0	
Number of Cases Closed from Initial Inspection Request (act. 110) to Initial Assessment (act. 107)	0	0	0	0	0	0	0	0	0	0	0	0	0
Ave. Number of Days from Initial Assessment (act. 107) to Title Search (act. N5)	0	0	0	0	0	0	0	0	0	0	0	0	
Number of Cases from Initial Assessment (act. 107) to Title Search (act. N5)	0	0	0	0	0	0	0	0	0	0	0	0	0
Ave. Number of Days from Title Search (act. N5) to NOV Mailed (act. 119A)	0	0	0	0	0	0	0	0	0	0	0	0	
Number of Cases from Title Search (act. N5) to NOV Mailed (act. 119A)	0	0	0	0	0	0	0	0	0	0	0	0	0
Ave. Number of Days from NOV Mailed (act. 119A) to Hearing (act. 66/52B)	0	0	0	0	0	0	0	0	0	0	0	0	
Number of Cases from NOV Mailed (act. 119A) to Hearing (act. 66/52B)	0	0	0	0	0	0	0	0	0	0	0	0	0
Ave. Number of Days from Hearing (act. 66/52B) to Case Closed	0	0	7,974	0	0	0	0	0	0	0	0	0	
Number of Cases from Hearing (act. 66/52B) to Case Closed	0	0	1	0	0	0	0	0	0	0	0	0	1

	Weighted Average
Ave. Number of Days from Intake (open date) to Intial Inspection Request (act. 110)	-135.00
Ave. of Number of Days from Initial Inspection Request (act. 110) to Closing	8,486.00
Ave. Number of Days from Initial Inspection Request (act. 110) to Initial Assessment (act. 107)	0
Ave. Number of Days from Initial Assessment (act. 107) to Title Search (act. N5)	0
Ave. Number of Days from Title Search (act. N5) to NOV Mailed (act. 119A)	0
Ave. Number of Days from NOV Mailed (act. 119A) to Hearing (act. 66/52B)	0
Ave. Number of Days from Hearing (act. 66/52B) to Case Closed	7,974.00

**MIAMI-DADE COUNTY**  
**DEPARTMENT OF REGULATORY AND ECONOMIC RESOURCES (RER)**  
**UNSAFE STRUCTURES MEASURES - RESIDENTIAL**  
**From OCTOBER 2021 To SEPTEMBER 2022**

**RESIDENTIAL / WITH INJUNCTION / ALL PROPERTIES**



- Ave. Number of Days from Intake (open date) to Initial Inspection Request (act. 110)
- Ave. of Number of Days from Initial Inspection Request (act. 110) to Closing
- Ave. Number of Days from Initial Inspection Request (act. 110) to Initial Assessment (act. 107)
- Ave. Number of Days from Initial Assessment (act. 107) to Title Search (act. N5)
- Ave. Number of Days from Title Search (act. N5) to NOV Mailed (act. 119A)
- Ave. Number of Days from NOV Mailed (act. 119A) to Hearing (act. 66/52B)
- Ave. Number of Days from Hearing (act. 66/52B) to Case Closed

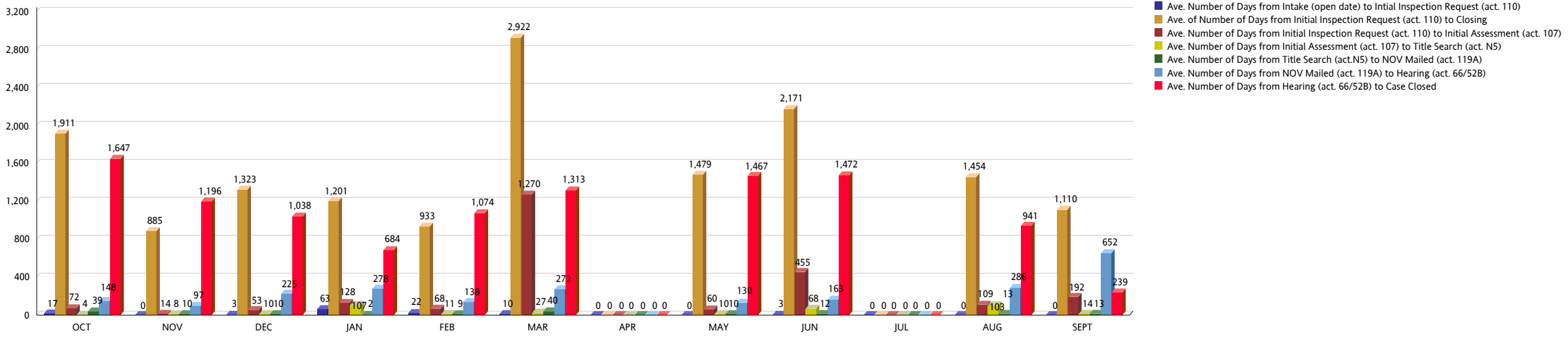
**MIAMI-DADE COUNTY**  
**DEPARTMENT OF REGULATORY AND ECONOMIC RESOURCES (RER)**  
**UNSAFE STRUCTURES MEASURES - RESIDENTIAL**  
**From OCTOBER 2021 To SEPTEMBER 2022**

RESIDENTIAL NO INJUNCTION (EXCLUDING COUNTY PROPERTIES)	OCT	NOV	DEC	JAN	FEB	MAR	APR	MAY	JUN	JUL	AUG	SEPT	YTD TOTAL
Ave. Number of Days from Intake (open date) to Intial Inspection Request (act. 110)	17	0	3	63	22	10	0	0	3	0	0	0	
Number of Cases from Intake (open date) to Intial Inspection Request (act. 110)	3	3	7	2	4	2	0	4	6	0	2	1	34
Ave. of Number of Days from Initial Inspection Request (act. 110) to Closing	1,911	885	1,323	1,201	933	2,922	0	1,479	2,171	0	1,454	1,110	
Number of Cases from Initial Inspection Request (act. 110) to Closing	3	3	7	2	4	2	0	4	6	0	2	1	34
Ave. Number of Days from Initial Inspection Request (act. 110) to Initial Assessment (act. 107)	72	14	53	128	68	1,270	0	60	455	0	109	192	
Number of Cases from Initial Inspection Request (act. 110) to Initial Assessment (act. 107)	3	2	7	2	3	2	0	4	6	0	2	1	32
Ave. Number of Days from Initial Assessment (act. 107) to Title Search (act. N5)	4	8	10	107	11	27	0	10	68	0	103	14	
Number of Cases from Initial Assessment (act. 107) to Title Search (act. N5)	3	2	7	2	3	2	0	4	6	0	2	1	32
Ave. Number of Days from Title Search (act.N5) to NOV Mailed (act. 119A)	39	10	10	2	9	40	0	10	12	0	13	13	
Number of Cases from Title Search (act. N5) to NOV Mailed (act. 119A)	3	2	6	2	3	2	0	4	6	0	2	1	31
Ave. Number of Days from NOV Mailed (act. 119A) to Hearing (act. 66/52B)	148	97	225	278	138	272	0	130	163	0	286	652	
Number of Cases from NOV Mailed (act. 119A) to Hearing (act. 66/52B)	3	2	6	2	2	2	0	3	6	0	2	1	29
Ave. Number of Days from Hearing (act. 66/52B) to Case Closed	1,647	1,196	1,038	684	1,074	1,313	0	1,467	1,472	0	941	239	11,071
Number of Cases from Hearing (act. 66/52B) to Case Closed	3	2	7	2	2	2	0	3	6	0	2	1	30

	Weighted Average
Ave. Number of Days from Intake (open date) to Intial Inspection Request (act. 110)	9.53
Ave. of Number of Days from Initial Inspection Request (act. 110) to Closing	1,546.68
Ave. Number of Days from Initial Inspection Request (act. 110) to Initial Assessment (act. 107)	218.59
Ave. Number of Days from Initial Assessment (act. 107) to Title Search (act. N5)	33.34
Ave. Number of Days from Title Search (act. N5) to NOV Mailed (act. 119A)	14.81
Ave. Number of Days from NOV Mailed (act. 119A) to Hearing (act. 66/52B)	205.38
Ave. Number of Days from Hearing (act. 66/52B) to Case Closed	1,203.17

**MIAMI-DADE COUNTY**  
**DEPARTMENT OF REGULATORY AND ECONOMIC RESOURCES (RER)**  
**UNSAFE STRUCTURES MEASURES - RESIDENTIAL**  
**From OCTOBER 2021 To SEPTEMBER 2022**

**RESIDENTIAL / NO INJUNCTION / EXCLUDING COUNTY PROPERTIES**



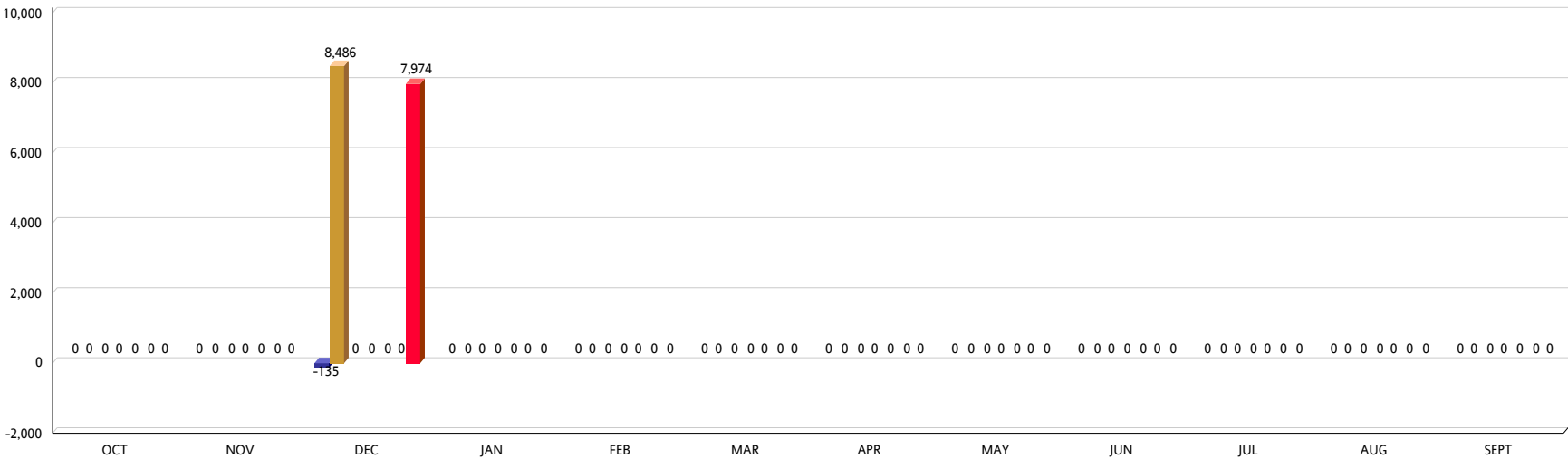
**MIAMI-DADE COUNTY**  
**DEPARTMENT OF REGULATORY AND ECONOMIC RESOURCES (RER)**  
**UNSAFE STRUCTURES MEASURES - RESIDENTIAL**  
**From OCTOBER 2021 To SEPTEMBER 2022**

RESIDENTIAL WITH INJUNCTION (EXCLUDING COUNTY PROPERTIES)	OCT	NOV	DEC	JAN	FEB	MAR	APR	MAY	JUN	JUL	AUG	SEPT	YTD TOTAL
Ave. Number of Days from Intake (open date) to Intial Inspection Request (act. 110)	0	0	-135	0	0	0	0	0	0	0	0	0	
Number of Cases from Intake (open date) to Intial Inspection Request (act. 110)	0	0	1	0	0	0	0	0	0	0	0	0	1
Ave. of Number of Days from Initial Inspection Request (act. 110) to Closing	0	0	8,486	0	0	0	0	0	0	0	0	0	
Number of Cases from Initial Inspection Request (act. 110) to Closing	0	0	1	0	0	0	0	0	0	0	0	0	1
Ave. Number of Days from Initial Inspection Request (act. 110) to Initial Assessment (act. 107)	0	0	0	0	0	0	0	0	0	0	0	0	
Number of Cases Closed from Initial Inspection Request (act. 110) to Initial Assessment (act. 107)	0	0	0	0	0	0	0	0	0	0	0	0	0
Ave. Number of Days from Initial Assessment (act. 107) to Title Search (act. N5)	0	0	0	0	0	0	0	0	0	0	0	0	
Number of Cases from Initial Assessment (act. 107) to Title Search (act. N5)	0	0	0	0	0	0	0	0	0	0	0	0	0
Ave. Number of Days from Title Search (act. N5) to NOV Mailed (act. 119A)	0	0	0	0	0	0	0	0	0	0	0	0	
Number of Cases from Title Search (act. N5) to NOV Mailed (act. 119A)	0	0	0	0	0	0	0	0	0	0	0	0	0
Ave. Number of Days from NOV Mailed (act. 119A) to Hearing (act. 66/52B)	0	0	0	0	0	0	0	0	0	0	0	0	
Number of Cases from NOV Mailed (act. 119A) to Hearing (act. 66/52B)	0	0	0	0	0	0	0	0	0	0	0	0	0
Ave. Number of Days from Hearing (act. 66/52B) to Case Closed	0	0	7,974	0	0	0	0	0	0	0	0	0	
Number of Cases from Hearing (act. 66/52B) to Case Closed	0	0	1	0	0	0	0	0	0	0	0	0	1

	Weighted Average
Ave. Number of Days from Intake (open date) to Intial Inspection Request (act. 110)	-135.00
Ave. of Number of Days from Initial Inspection Request (act. 110) to Closing	8,486.00
Ave. Number of Days from Initial Inspection Request (act. 110) to Initial Assessment (act. 107)	0
Ave. Number of Days from Initial Assessment (act. 107) to Title Search (act. N5)	0
Ave. Number of Days from Title Search (act. N5) to NOV Mailed (act. 119A)	0
Ave. Number of Days from NOV Mailed (act. 119A) to Hearing (act. 66/52B)	0
Ave. Number of Days from Hearing (act. 66/52B) to Case Closed	7,974.00

**MIAMI-DADE COUNTY**  
**DEPARTMENT OF REGULATORY AND ECONOMIC RESOURCES (RER)**  
**UNSAFE STRUCTURES MEASURES - RESIDENTIAL**  
**From OCTOBER 2021 To SEPTEMBER 2022**

**RESIDENTIAL / WITH INJUNCTION / EXCLUDING COUNTY PROPERTIES**



- Ave. Number of Days from Intake (open date) to Initial Inspection Request (act. 110)
- Ave. of Number of Days from Initial Inspection Request (act. 110) to Closing
- Ave. Number of Days from Initial Inspection Request (act. 110) to Initial Assessment (act. 107)
- Ave. Number of Days from Initial Assessment (act. 107) to Title Search (act. N5)
- Ave. Number of Days from Title Search (act. N5) to NOV Mailed (act. 119A)
- Ave. Number of Days from NOV Mailed (act. 119A) to Hearing (act. 66/52B)
- Ave. Number of Days from Hearing (act. 66/52B) to Case Closed



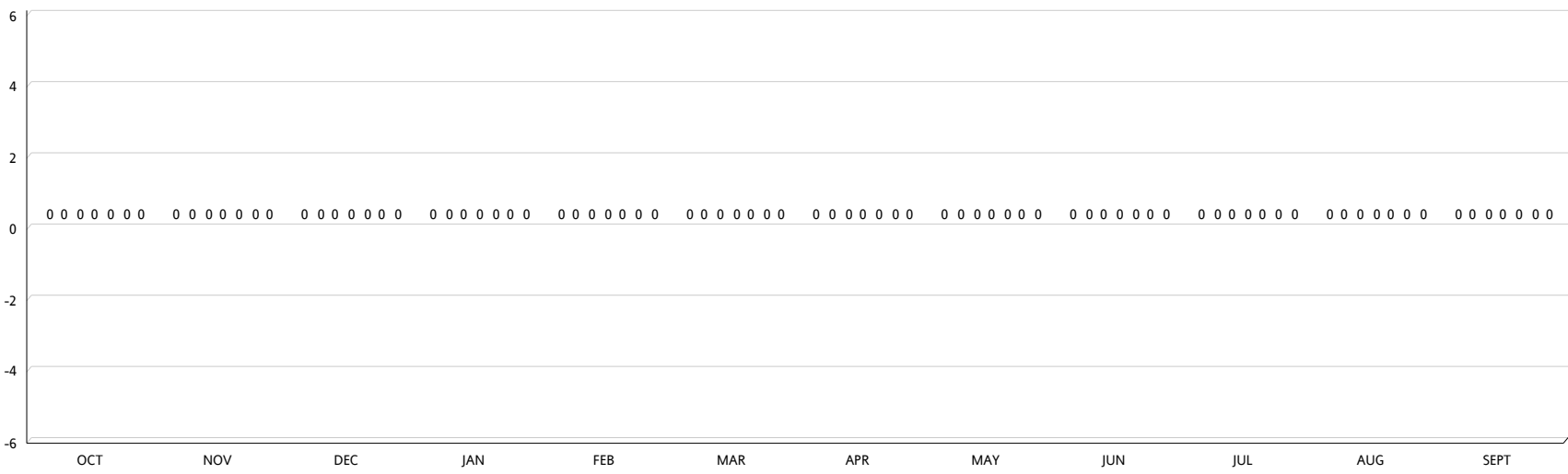
**MIAMI-DADE COUNTY**  
**DEPARTMENT OF REGULATORY AND ECONOMIC RESOURCES (RER)**  
**UNSAFE STRUCTURES MEASURES - RESIDENTIAL**  
**From OCTOBER 2021 To SEPTEMBER 2022**

RESIDENTIAL NO INJUNCTION (COUNTY PROPERTIES)	OCT	NOV	DEC	JAN	FEB	MAR	APR	MAY	JUN	JUL	AUG	SEPT	YTD TOTAL
Ave. Number of Days from Intake (open date) to Intial Inspection Request (act. 110)	0	0	0	0	0	0	0	0	0	0	0	0	
Number of Cases from Intake (open date) to Intial Inspection Request (act. 110)	0	0	0	0	0	0	0	0	0	0	0	0	0
Ave. of Number of Days from Initial Inspection Request (act. 110) to Closing	0	0	0	0	0	0	0	0	0	0	0	0	
Number of Cases from Initial Inspection Request (act. 110) to Closing	0	0	0	0	0	0	0	0	0	0	0	0	0
Ave. Number of Days from Initial Inspection Request (act. 110) to Initial Assessment (act. 107)	0	0	0	0	0	0	0	0	0	0	0	0	
Number of Cases Closed from Initial Inspection Request (act. 110) to Initial Assessment (act. 107)	0	0	0	0	0	0	0	0	0	0	0	0	0
Ave. Number of Days from Initial Assessment (act. 107) to Title Search (act. N5)	0	0	0	0	0	0	0	0	0	0	0	0	
Number of Cases from Initial Assessment (act. 107) to Title Search (act. N5)	0	0	0	0	0	0	0	0	0	0	0	0	0
Ave. Number of Days from Title Search (act. N5) to NOV Mailed (act. 119A)	0	0	0	0	0	0	0	0	0	0	0	0	
Number of Cases from Title Search (act. N5) to NOV Mailed (act. 119A)	0	0	0	0	0	0	0	0	0	0	0	0	0
Ave. Number of Days from NOV Mailed (act. 119A) to Hearing (act. 66/52B)	0	0	0	0	0	0	0	0	0	0	0	0	
Number of Cases from NOV Mailed (act. 119A) to Hearing (act. 66/52B)	0	0	0	0	0	0	0	0	0	0	0	0	0
Ave. Number of Days from Hearing (act. 66/52B) to Case Closed	0	0	0	0	0	0	0	0	0	0	0	0	
Number of Cases from Hearing (act. 66/52B) to Case Closed	0	0	0	0	0	0	0	0	0	0	0	0	0

	Weighted Average
Ave. Number of Days from Intake (open date) to Intial Inspection Request (act. 110)	0
Ave. of Number of Days from Initial Inspection Request (act. 110) to Closing	0
Ave. Number of Days from Initial Inspection Request (act. 110) to Initial Assessment (act. 107)	0
Ave. Number of Days from Initial Assessment (act. 107) to Title Search (act. N5)	0
Ave. Number of Days from Title Search (act. N5) to NOV Mailed (act. 119A)	0
Ave. Number of Days from NOV Mailed (act. 119A) to Hearing (act. 66/52B)	0
Ave. Number of Days from Hearing (act. 66/52B) to Case Closed	0

**MIAMI-DADE COUNTY**  
**DEPARTMENT OF REGULATORY AND ECONOMIC RESOURCES (RER)**  
**UNSAFE STRUCTURES MEASURES - RESIDENTIAL**  
**From OCTOBER 2021 To SEPTEMBER 2022**

**RESIDENTIAL / NO INJUNCTION / COUNTY PROPERTIES**



- Ave. Number of Days from Intake (open date) to Initial Inspection Request (act. 110)
- Ave. of Number of Days from Initial Inspection Request (act. 110) to Closing
- Ave. Number of Days from Initial Inspection Request (act. 110) to Initial Assessment (act. 107)
- Ave. Number of Days from Initial Assessment (act. 107) to Title Search (act. N5)
- Ave. Number of Days from Title Search (act. N5) to NOV Mailed (act. 119A)
- Ave. Number of Days from NOV Mailed (act. 119A) to Hearing (act. 66/52B)
- Ave. Number of Days from Hearing (act. 66/52B) to Case Closed

**MIAMI-DADE COUNTY**  
**DEPARTMENT OF REGULATORY AND ECONOMIC RESOURCES (RER)**  
**UNSAFE STRUCTURES MEASURES - RESIDENTIAL**  
**From OCTOBER 2021 To SEPTEMBER 2022**

RESIDENTIAL WITH INJUNCTION (COUNTY PROPERTIES)	OCT	NOV	DEC	JAN	FEB	MAR	APR	MAY	JUN	JUL	AUG	SEPT	YTD TOTAL
Ave. Number of Days from Intake (open date) to Intial Inspection Request (act. 110)	0	0	0	0	0	0	0	0	0	0	0	0	
Number of Cases from Intake (open date) to Intial Inspection Request (act. 110)	0	0	0	0	0	0	0	0	0	0	0	0	0
Ave. of Number of Days from Initial Inspection Request (act. 110) to Closing	0	0	0	0	0	0	0	0	0	0	0	0	
Number of Cases from Initial Inspection Request (act. 110) to Closing	0	0	0	0	0	0	0	0	0	0	0	0	0
Ave. Number of Days from Initial Inspection Request (act. 110) to Initial Assessment (act. 107)	0	0	0	0	0	0	0	0	0	0	0	0	
Number of Cases Closed from Initial Inspection Request (act. 110) to Initial Assessment (act. 107)	0	0	0	0	0	0	0	0	0	0	0	0	0
Ave. Number of Days from Initial Assessment (act. 107) to Title Search (act. N5)	0	0	0	0	0	0	0	0	0	0	0	0	
Number of Cases from Initial Assessment (act. 107) to Title Search (act. N5)	0	0	0	0	0	0	0	0	0	0	0	0	0
Ave. Number of Days from Title Search (act. N5) to NOV Mailed (act. 119A)	0	0	0	0	0	0	0	0	0	0	0	0	
Number of Cases from Title Search (act. N5) to NOV Mailed (act. 119A)	0	0	0	0	0	0	0	0	0	0	0	0	0
Ave. Number of Days from NOV Mailed (act. 119A) to Hearing (act. 66/52B)	0	0	0	0	0	0	0	0	0	0	0	0	
Number of Cases from NOV Mailed (act. 119A) to Hearing (act. 66/52B)	0	0	0	0	0	0	0	0	0	0	0	0	0
Ave. Number of Days from Hearing (act. 66/52B) to Case Closed	0	0	0	0	0	0	0	0	0	0	0	0	
Number of Cases from Hearing (act. 66/52B) to Case Closed	0	0	0	0	0	0	0	0	0	0	0	0	0

	Weighted Average
Ave. Number of Days from Intake (open date) to Intial Inspection Request (act. 110)	0
Ave. of Number of Days from Initial Inspection Request (act. 110) to Closing	0
Ave. Number of Days from Initial Inspection Request (act. 110) to Initial Assessment (act. 107)	0
Ave. Number of Days from Initial Assessment (act. 107) to Title Search (act. N5)	0
Ave. Number of Days from Title Search (act. N5) to NOV Mailed (act. 119A)	0
Ave. Number of Days from NOV Mailed (act. 119A) to Hearing (act. 66/52B)	0
Ave. Number of Days from Hearing (act. 66/52B) to Case Closed	0

**MIAMI-DADE COUNTY**  
**DEPARTMENT OF REGULATORY AND ECONOMIC RESOURCES (RER)**  
**UNSAFE STRUCTURES MEASURES - RESIDENTIAL**  
**From OCTOBER 2021 To SEPTEMBER 2022**

**RESIDENTIAL / WITH INJUNCTION / COUNTY PROPERTIES**

