

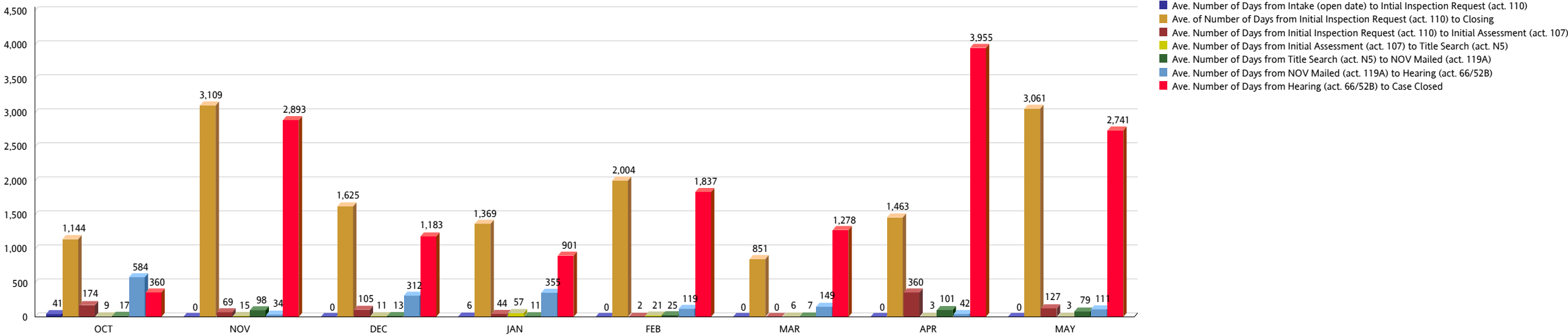
MIAMI-DADE COUNTY
DEPARTMENT OF REGULATORY AND ECONOMIC RESOURCES (RER)
UNSAFE STRUCTURES MEASURES - RESIDENTIAL
From OCTOBER 2022 To SEPTEMBER 2023

RESIDENTIAL NO INJUNCTION (ALL PROPERTIES)	OCT	NOV	DEC	JAN	FEB	MAR	APR	MAY	YTD TOTAL
Ave. Number of Days from Intake (open date) to Intial Inspection Request (act. 110)	41	0	0	6	0	0	0	0	
Number of Cases from Intake (open date) to Intial Inspection Request (act. 110)	2	1	2	3	1	2	4	2	17
Ave. of Number of Days from Initial Inspection Request (act. 110) to Closing	1,144	3,109	1,625	1,369	2,004	851	1,463	3,061	
Number of Cases from Initial Inspection Request (act. 110) to Closing	2	1	2	3	1	2	4	2	17
Ave. Number of Days from Initial Inspection Request (act. 110) to Initial Assessment (act. 107)	174	69	105	44	2	0	360	127	
Number of Cases Closed from Initial Inspection Request (act. 110) to Initial Assessment (act. 107)	2	1	2	3	1	1	3	2	15
Ave. Number of Days from Initial Assessment (act. 107) to Title Search (act. N5)	9	15	11	57	21	6	3	3	
Number of Cases from Initial Assessment (act. 107) to Title Search (act. N5)	2	1	2	3	1	1	2	2	14
Ave. Number of Days from Title Search (act. N5) to NOV Mailed (act. 119A)	17	98	13	11	25	7	101	79	
Number of Cases from Title Search (act. N5) to NOV Mailed (act. 119A)	2	1	2	3	1	1	2	2	14
Ave. Number of Days from NOV Mailed (act. 119A) to Hearing (act. 66/52B)	584	34	312	355	119	149	42	111	
Number of Cases from NOV Mailed (act. 119A) to Hearing (act. 66/52B)	2	1	2	3	1	1	1	2	13
Ave. Number of Days from Hearing (act. 66/52B) to Case Closed	360	2,893	1,183	901	1,837	1,278	3,955	2,741	
Number of Cases from Hearing (act. 66/52B) to Case Closed	2	1	2	3	1	1	1	2	13

	Weighted Average
Ave. Number of Days from Intake (open date) to Intial Inspection Request (act. 110)	5.88
Ave. of Number of Days from Initial Inspection Request (act. 110) to Closing	1,672.59
Ave. Number of Days from Initial Inspection Request (act. 110) to Initial Assessment (act. 107)	139.67
Ave. Number of Days from Initial Assessment (act. 107) to Title Search (act. N5)	18.93
Ave. Number of Days from Title Search (act. N5) to NOV Mailed (act. 119A)	41.64
Ave. Number of Days from NOV Mailed (act. 119A) to Hearing (act. 66/52B)	263.31
Ave. Number of Days from Hearing (act. 66/52B) to Case Closed	1,633.38

MIAMI-DADE COUNTY
DEPARTMENT OF REGULATORY AND ECONOMIC RESOURCES (RER)
UNSAFE STRUCTURES MEASURES - RESIDENTIAL
From OCTOBER 2022 To SEPTEMBER 2023

RESIDENTIAL / NO INJUNCTION / ALL PROPERTIES



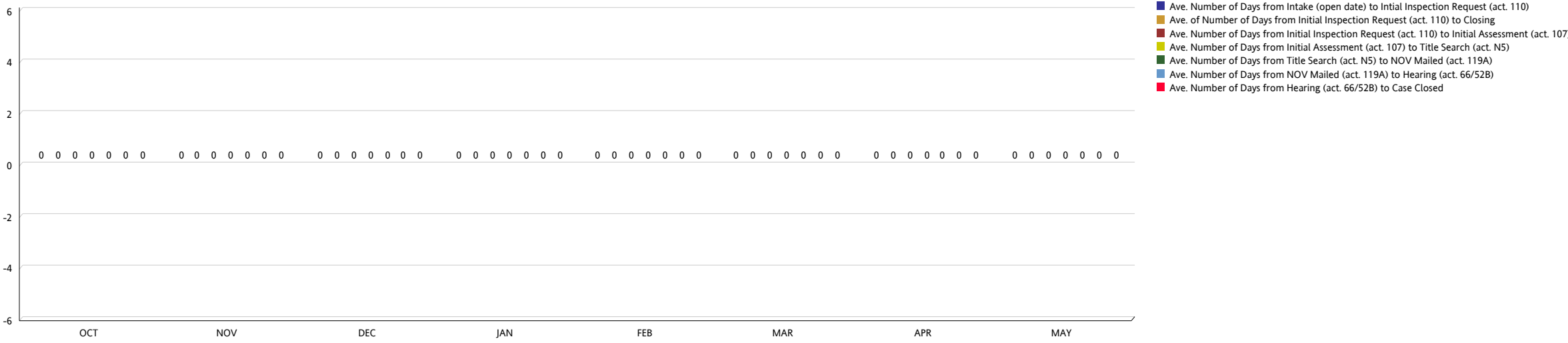
MIAMI-DADE COUNTY
DEPARTMENT OF REGULATORY AND ECONOMIC RESOURCES (RER)
UNSAFE STRUCTURES MEASURES - RESIDENTIAL
From OCTOBER 2022 To SEPTEMBER 2023

RESIDENTIAL WITH INJUNCTION (ALL PROPERTIES)	OCT	NOV	DEC	JAN	FEB	MAR	APR	MAY	YTD TOTAL
Ave. Number of Days from Intake (open date) to Intial Inspection Request (act. 110)	0	0	0	0	0	0	0	0	
Number of Cases from Intake (open date) to Intial Inspection Request (act. 110)	0	0	0	0	0	0	0	0	0
Ave. of Number of Days from Initial Inspection Request (act. 110) to Closing	0	0	0	0	0	0	0	0	
Number of Cases from Initial Inspection Request (act. 110) to Closing	0	0	0	0	0	0	0	0	0
Ave. Number of Days from Initial Inspection Request (act. 110) to Initial Assessment (act. 107)	0	0	0	0	0	0	0	0	
Number of Cases Closed from Initial Inspection Request (act. 110) to Initial Assessment (act. 107)	0	0	0	0	0	0	0	0	0
Ave. Number of Days from Initial Assessment (act. 107) to Title Search (act. N5)	0	0	0	0	0	0	0	0	
Number of Cases from Initial Assessment (act. 107) to Title Search (act. N5)	0	0	0	0	0	0	0	0	0
Ave. Number of Days from Title Search (act. N5) to NOV Mailed (act. 119A)	0	0	0	0	0	0	0	0	
Number of Cases from Title Search (act. N5) to NOV Mailed (act. 119A)	0	0	0	0	0	0	0	0	0
Ave. Number of Days from NOV Mailed (act. 119A) to Hearing (act. 66/52B)	0	0	0	0	0	0	0	0	
Number of Cases from NOV Mailed (act. 119A) to Hearing (act. 66/52B)	0	0	0	0	0	0	0	0	0
Ave. Number of Days from Hearing (act. 66/52B) to Case Closed	0	0	0	0	0	0	0	0	
Number of Cases from Hearing (act. 66/52B) to Case Closed	0	0	0	0	0	0	0	0	0

	Weighted Average
Ave. Number of Days from Intake (open date) to Intial Inspection Request (act. 110)	0
Ave. of Number of Days from Initial Inspection Request (act. 110) to Closing	0
Ave. Number of Days from Initial Inspection Request (act. 110) to Initial Assessment (act. 107)	0
Ave. Number of Days from Initial Assessment (act. 107) to Title Search (act. N5)	0
Ave. Number of Days from Title Search (act. N5) to NOV Mailed (act. 119A)	0
Ave. Number of Days from NOV Mailed (act. 119A) to Hearing (act. 66/52B)	0
Ave. Number of Days from Hearing (act. 66/52B) to Case Closed	0

MIAMI-DADE COUNTY
DEPARTMENT OF REGULATORY AND ECONOMIC RESOURCES (RER)
UNSAFE STRUCTURES MEASURES - RESIDENTIAL
 From OCTOBER 2022 To SEPTEMBER 2023

RESIDENTIAL / WITH INJUNCTION / ALL PROPERTIES



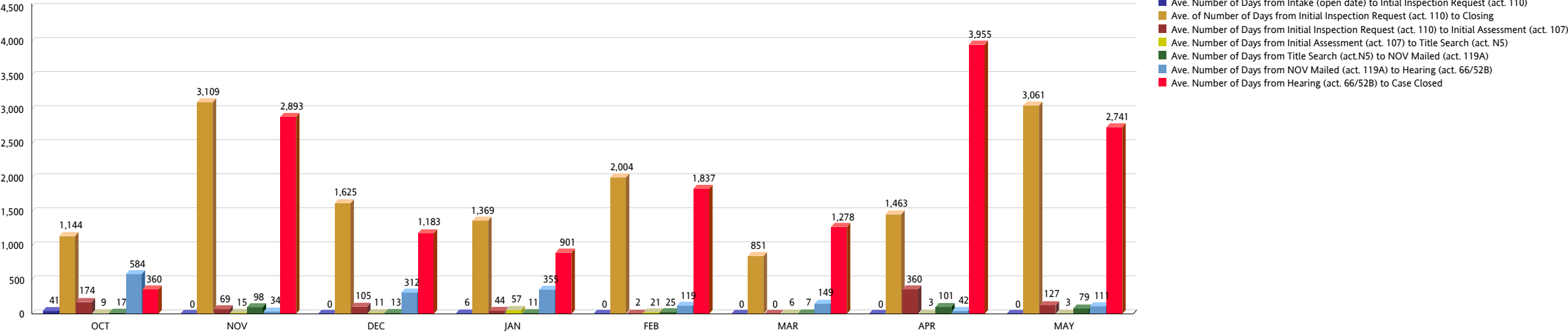
MIAMI-DADE COUNTY
DEPARTMENT OF REGULATORY AND ECONOMIC RESOURCES (RER)
UNSAFE STRUCTURES MEASURES - RESIDENTIAL
From OCTOBER 2022 To SEPTEMBER 2023

RESIDENTIAL NO INJUNCTION (EXCLUDING COUNTY PROPERTIES)	OCT	NOV	DEC	JAN	FEB	MAR	APR	MAY	YTD TOTAL
Ave. Number of Days from Intake (open date) to Intial Inspection Request (act. 110)	41	0	0	6	0	0	0	0	
Number of Cases from Intake (open date) to Intial Inspection Request (act. 110)	2	1	2	3	1	2	4	2	17
Ave. of Number of Days from Initial Inspection Request (act. 110) to Closing	1,144	3,109	1,625	1,369	2,004	851	1,463	3,061	
Number of Cases from Initial Inspection Request (act. 110) to Closing	2	1	2	3	1	2	4	2	17
Ave. Number of Days from Initial Inspection Request (act. 110) to Initial Assessment (act. 107)	174	69	105	44	2	0	360	127	
Number of Cases from Initial Inspection Request (act. 110) to Initial Assessment (act. 107)	2	1	2	3	1	1	3	2	15
Ave. Number of Days from Initial Assessment (act. 107) to Title Search (act. N5)	9	15	11	57	21	6	3	3	
Number of Cases from Initial Assessment (act. 107) to Title Search (act. N5)	2	1	2	3	1	1	2	2	14
Ave. Number of Days from Title Search (act.N5) to NOV Mailed (act. 119A)	17	98	13	11	25	7	101	79	
Number of Cases from Title Search (act. N5) to NOV Mailed (act. 119A)	2	1	2	3	1	1	2	2	14
Ave. Number of Days from NOV Mailed (act. 119A) to Hearing (act. 66/52B)	584	34	312	355	119	149	42	111	
Number of Cases from NOV Mailed (act. 119A) to Hearing (act. 66/52B)	2	1	2	3	1	1	1	2	13
Ave. Number of Days from Hearing (act. 66/52B) to Case Closed	360	2,893	1,183	901	1,837	1,278	3,955	2,741	15,148
Number of Cases from Hearing (act. 66/52B) to Case Closed	2	1	2	3	1	1	1	2	13

	Weighted Average
Ave. Number of Days from Intake (open date) to Intial Inspection Request (act. 110)	5.88
Ave. of Number of Days from Initial Inspection Request (act. 110) to Closing	1,672.59
Ave. Number of Days from Initial Inspection Request (act. 110) to Initial Assessment (act. 107)	139.67
Ave. Number of Days from Initial Assessment (act. 107) to Title Search (act. N5)	18.93
Ave. Number of Days from Title Search (act. N5) to NOV Mailed (act. 119A)	41.64
Ave. Number of Days from NOV Mailed (act. 119A) to Hearing (act. 66/52B)	263.31
Ave. Number of Days from Hearing (act. 66/52B) to Case Closed	1,633.38

MIAMI-DADE COUNTY
DEPARTMENT OF REGULATORY AND ECONOMIC RESOURCES (RER)
UNSAFE STRUCTURES MEASURES - RESIDENTIAL
From OCTOBER 2022 To SEPTEMBER 2023

RESIDENTIAL / NO INJUNCTION / EXCLUDING COUNTY PROPERTIES



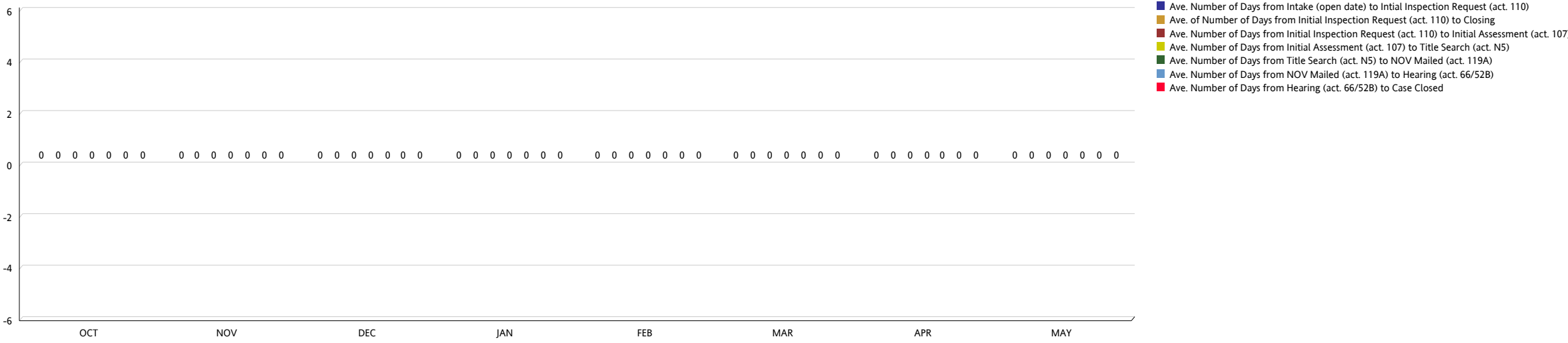
MIAMI-DADE COUNTY
DEPARTMENT OF REGULATORY AND ECONOMIC RESOURCES (RER)
UNSAFE STRUCTURES MEASURES - RESIDENTIAL
From OCTOBER 2022 To SEPTEMBER 2023

RESIDENTIAL WITH INJUNCTION (EXCLUDING COUNTY PROPERTIES)	OCT	NOV	DEC	JAN	FEB	MAR	APR	MAY	YTD TOTAL
Ave. Number of Days from Intake (open date) to Intial Inspection Request (act. 110)	0	0	0	0	0	0	0	0	
Number of Cases from Intake (open date) to Intial Inspection Request (act. 110)	0	0	0	0	0	0	0	0	0
Ave. of Number of Days from Initial Inspection Request (act. 110) to Closing	0	0	0	0	0	0	0	0	
Number of Cases from Initial Inspection Request (act. 110) to Closing	0	0	0	0	0	0	0	0	0
Ave. Number of Days from Initial Inspection Request (act. 110) to Initial Assessment (act. 107)	0	0	0	0	0	0	0	0	
Number of Cases Closed from Initial Inspection Request (act. 110) to Initial Assessment (act. 107)	0	0	0	0	0	0	0	0	0
Ave. Number of Days from Initial Assessment (act. 107) to Title Search (act. N5)	0	0	0	0	0	0	0	0	
Number of Cases from Initial Assessment (act. 107) to Title Search (act. N5)	0	0	0	0	0	0	0	0	0
Ave. Number of Days from Title Search (act. N5) to NOV Mailed (act. 119A)	0	0	0	0	0	0	0	0	
Number of Cases from Title Search (act. N5) to NOV Mailed (act. 119A)	0	0	0	0	0	0	0	0	0
Ave. Number of Days from NOV Mailed (act. 119A) to Hearing (act. 66/52B)	0	0	0	0	0	0	0	0	
Number of Cases from NOV Mailed (act. 119A) to Hearing (act. 66/52B)	0	0	0	0	0	0	0	0	0
Ave. Number of Days from Hearing (act. 66/52B) to Case Closed	0	0	0	0	0	0	0	0	
Number of Cases from Hearing (act. 66/52B) to Case Closed	0	0	0	0	0	0	0	0	0

	Weighted Average
Ave. Number of Days from Intake (open date) to Intial Inspection Request (act. 110)	0
Ave. of Number of Days from Initial Inspection Request (act. 110) to Closing	0
Ave. Number of Days from Initial Inspection Request (act. 110) to Initial Assessment (act. 107)	0
Ave. Number of Days from Initial Assessment (act. 107) to Title Search (act. N5)	0
Ave. Number of Days from Title Search (act. N5) to NOV Mailed (act. 119A)	0
Ave. Number of Days from NOV Mailed (act. 119A) to Hearing (act. 66/52B)	0
Ave. Number of Days from Hearing (act. 66/52B) to Case Closed	0

MIAMI-DADE COUNTY
DEPARTMENT OF REGULATORY AND ECONOMIC RESOURCES (RER)
UNSAFE STRUCTURES MEASURES - RESIDENTIAL
From OCTOBER 2022 To SEPTEMBER 2023

RESIDENTIAL / WITH INJUNCTION / EXCLUDING COUNTY PROPERTIES



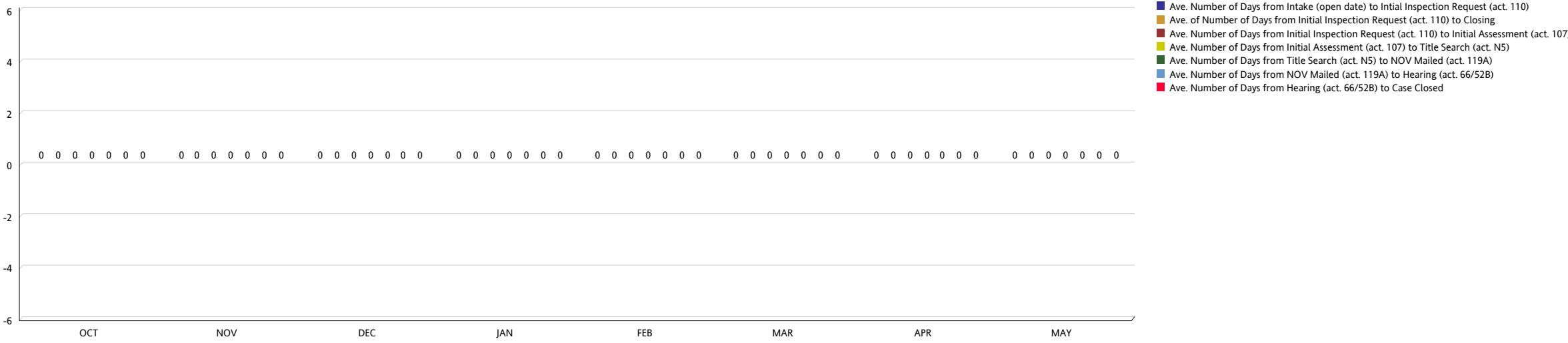
MIAMI-DADE COUNTY
DEPARTMENT OF REGULATORY AND ECONOMIC RESOURCES (RER)
UNSAFE STRUCTURES MEASURES - RESIDENTIAL
From OCTOBER 2022 To SEPTEMBER 2023

RESIDENTIAL NO INJUNCTION (COUNTY PROPERTIES)	OCT	NOV	DEC	JAN	FEB	MAR	APR	MAY	YTD TOTAL
Ave. Number of Days from Intake (open date) to Intial Inspection Request (act. 110)	0	0	0	0	0	0	0	0	
Number of Cases from Intake (open date) to Intial Inspection Request (act. 110)	0	0	0	0	0	0	0	0	0
Ave. of Number of Days from Initial Inspection Request (act. 110) to Closing	0	0	0	0	0	0	0	0	
Number of Cases from Initial Inspection Request (act. 110) to Closing	0	0	0	0	0	0	0	0	0
Ave. Number of Days from Initial Inspection Request (act. 110) to Initial Assessment (act. 107)	0	0	0	0	0	0	0	0	
Number of Cases Closed from Initial Inspection Request (act. 110) to Initial Assessment (act. 107)	0	0	0	0	0	0	0	0	0
Ave. Number of Days from Initial Assessment (act. 107) to Title Search (act. N5)	0	0	0	0	0	0	0	0	
Number of Cases from Initial Assessment (act. 107) to Title Search (act. N5)	0	0	0	0	0	0	0	0	0
Ave. Number of Days from Title Search (act. N5) to NOV Mailed (act. 119A)	0	0	0	0	0	0	0	0	
Number of Cases from Title Search (act. N5) to NOV Mailed (act. 119A)	0	0	0	0	0	0	0	0	0
Ave. Number of Days from NOV Mailed (act. 119A) to Hearing (act. 66/52B)	0	0	0	0	0	0	0	0	
Number of Cases from NOV Mailed (act. 119A) to Hearing (act. 66/52B)	0	0	0	0	0	0	0	0	0
Ave. Number of Days from Hearing (act. 66/52B) to Case Closed	0	0	0	0	0	0	0	0	
Number of Cases from Hearing (act. 66/52B) to Case Closed	0	0	0	0	0	0	0	0	0

	Weighted Average
Ave. Number of Days from Intake (open date) to Intial Inspection Request (act. 110)	0
Ave. of Number of Days from Initial Inspection Request (act. 110) to Closing	0
Ave. Number of Days from Initial Inspection Request (act. 110) to Initial Assessment (act. 107)	0
Ave. Number of Days from Initial Assessment (act. 107) to Title Search (act. N5)	0
Ave. Number of Days from Title Search (act. N5) to NOV Mailed (act. 119A)	0
Ave. Number of Days from NOV Mailed (act. 119A) to Hearing (act. 66/52B)	0
Ave. Number of Days from Hearing (act. 66/52B) to Case Closed	0

MIAMI-DADE COUNTY
DEPARTMENT OF REGULATORY AND ECONOMIC RESOURCES (RER)
UNSAFE STRUCTURES MEASURES - RESIDENTIAL
From OCTOBER 2022 To SEPTEMBER 2023

RESIDENTIAL / NO INJUNCTION / COUNTY PROPERTIES



MIAMI-DADE COUNTY
DEPARTMENT OF REGULATORY AND ECONOMIC RESOURCES (RER)
UNSAFE STRUCTURES MEASURES - RESIDENTIAL
From OCTOBER 2022 To SEPTEMBER 2023

RESIDENTIAL WITH INJUNCTION (COUNTY PROPERTIES)	OCT	NOV	DEC	JAN	FEB	MAR	APR	MAY	YTD TOTAL
Ave. Number of Days from Intake (open date) to Intial Inspection Request (act. 110)	0	0	0	0	0	0	0	0	
Number of Cases from Intake (open date) to Intial Inspection Request (act. 110)	0	0	0	0	0	0	0	0	0
Ave. of Number of Days from Initial Inspection Request (act. 110) to Closing	0	0	0	0	0	0	0	0	
Number of Cases from Initial Inspection Request (act. 110) to Closing	0	0	0	0	0	0	0	0	0
Ave. Number of Days from Initial Inspection Request (act. 110) to Initial Assessment (act. 107)	0	0	0	0	0	0	0	0	
Number of Cases Closed from Initial Inspection Request (act. 110) to Initial Assessment (act. 107)	0	0	0	0	0	0	0	0	0
Ave. Number of Days from Initial Assessment (act. 107) to Title Search (act. N5)	0	0	0	0	0	0	0	0	
Number of Cases from Initial Assessment (act. 107) to Title Search (act. N5)	0	0	0	0	0	0	0	0	0
Ave. Number of Days from Title Search (act. N5) to NOV Mailed (act. 119A)	0	0	0	0	0	0	0	0	
Number of Cases from Title Search (act. N5) to NOV Mailed (act. 119A)	0	0	0	0	0	0	0	0	0
Ave. Number of Days from NOV Mailed (act. 119A) to Hearing (act. 66/52B)	0	0	0	0	0	0	0	0	
Number of Cases from NOV Mailed (act. 119A) to Hearing (act. 66/52B)	0	0	0	0	0	0	0	0	0
Ave. Number of Days from Hearing (act. 66/52B) to Case Closed	0	0	0	0	0	0	0	0	
Number of Cases from Hearing (act. 66/52B) to Case Closed	0	0	0	0	0	0	0	0	0

	Weighted Average
Ave. Number of Days from Intake (open date) to Intial Inspection Request (act. 110)	0
Ave. of Number of Days from Initial Inspection Request (act. 110) to Closing	0
Ave. Number of Days from Initial Inspection Request (act. 110) to Initial Assessment (act. 107)	0
Ave. Number of Days from Initial Assessment (act. 107) to Title Search (act. N5)	0
Ave. Number of Days from Title Search (act. N5) to NOV Mailed (act. 119A)	0
Ave. Number of Days from NOV Mailed (act. 119A) to Hearing (act. 66/52B)	0
Ave. Number of Days from Hearing (act. 66/52B) to Case Closed	0

MIAMI-DADE COUNTY
DEPARTMENT OF REGULATORY AND ECONOMIC RESOURCES (RER)
UNSAFE STRUCTURES MEASURES - RESIDENTIAL
 From OCTOBER 2022 To SEPTEMBER 2023

RESIDENTIAL / WITH INJUNCTION / COUNTY PROPERTIES

