

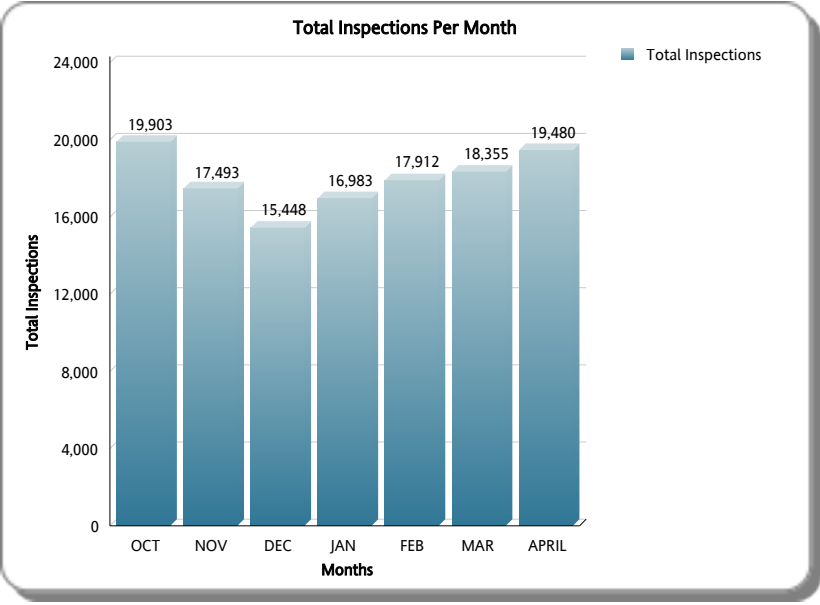
MIAMI-DADE COUNTY
DEPARTMENT OF REGULATORY AND ECONOMIC RESOURCES (RER)

Annual Inspections

FY: 2023/2024

From OCTOBER 1st, 2023 To SEPTEMBER 30th, 2024

Trade	OCT	NOV	DEC	JAN	FEB	MAR	APRIL	Total YTD	EOY Proj*
BOILER	193	321	202	209	275	226	188	1,614	2,766.9
BUILDING *	6,451	5,642	4,970	5,419	5,402	5,650	6,081	39,615	67,911.4
ELECTRICAL	4,521	3,977	3,443	3,775	4,133	4,418	4,423	28,690	49,182.9
LPGX	3	6	3	8	6	6	6	38	65.1
MECHANICAL	1,152	1,038	947	966	1,041	1,060	1,031	7,235	12,402.9
PLUMBING	2,264	2,077	1,758	1,883	2,029	1,884	1,989	13,884	23,801.1
ROOFING	5,095	4,232	3,998	4,542	4,895	4,919	5,481	33,162	56,849.1
SIGN	224	200	127	181	131	192	281	1,336	2,290.3
Total	19,903	17,493	15,448	16,983	17,912	18,355	19,480	125,574	215,269.7



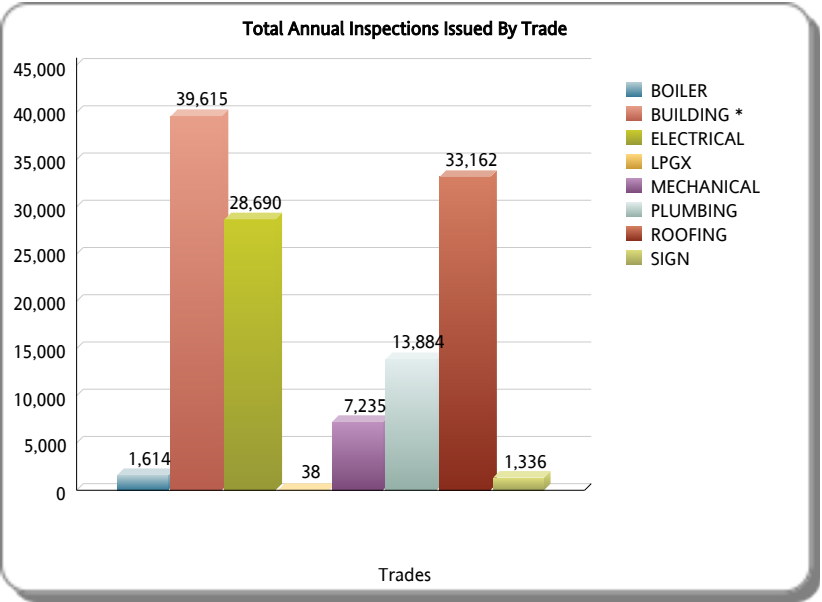
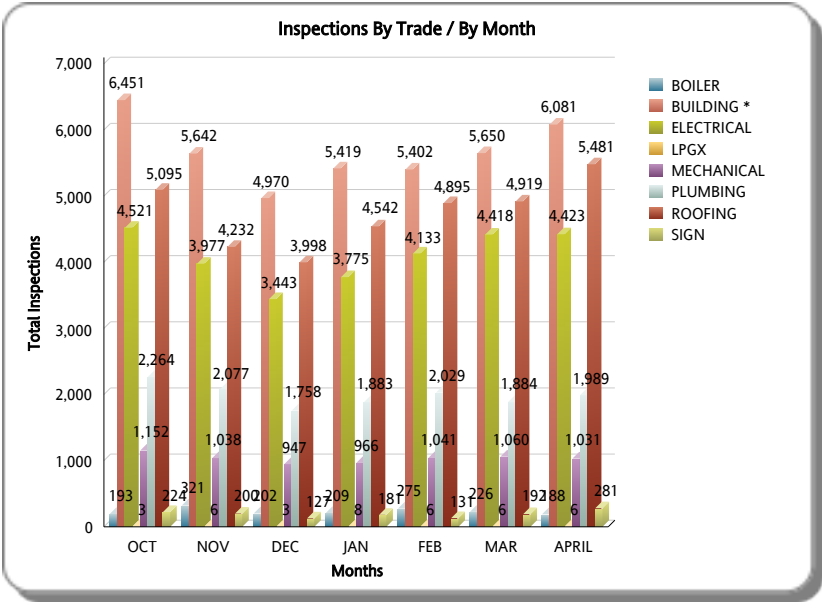
* Includes Zoning Inspections

MIAMI-DADE COUNTY
DEPARTMENT OF REGULATORY AND ECONOMIC RESOURCES (RER)

Annual Inspections

FY: 2023/2024

From OCTOBER 1st, 2023 To SEPTEMBER 30th, 2024



* Includes Zoning Inspections
May 8, 2024