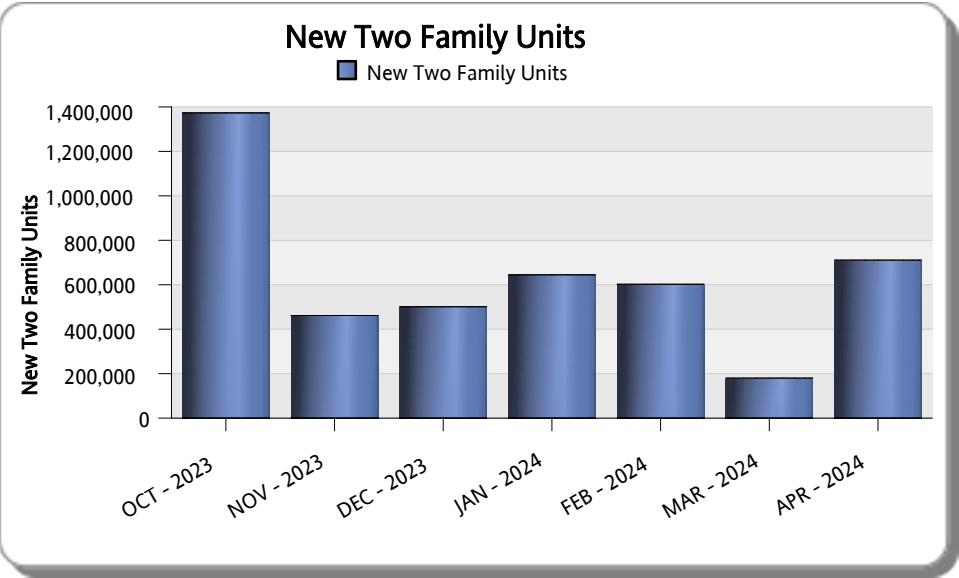
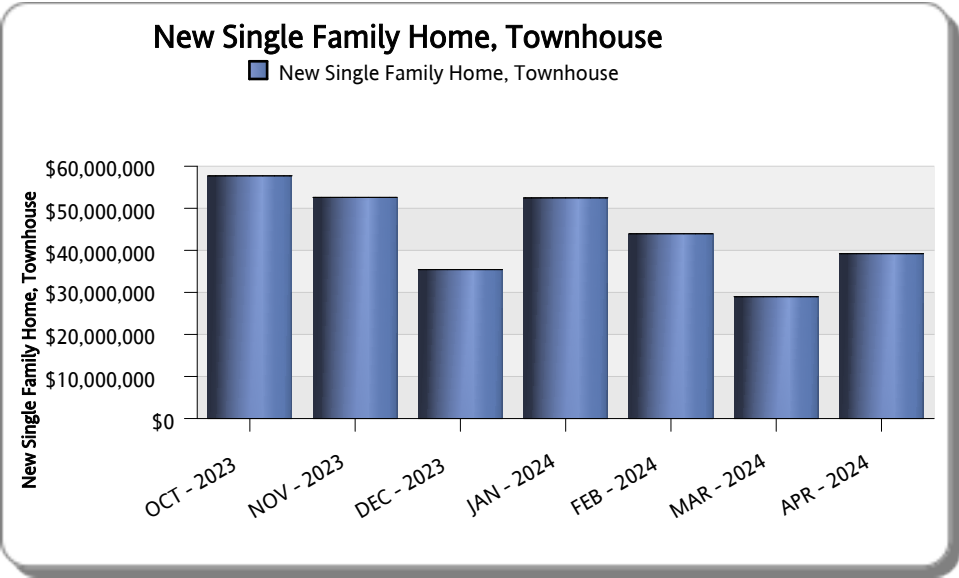


**MIAMI-DADE COUNTY**  
**DEPARTMENT OF REGULATORY AND ECONOMIC RESOURCES (RER)**  
**Estimated Value of Construction for New, Single and Multi Family Homes**

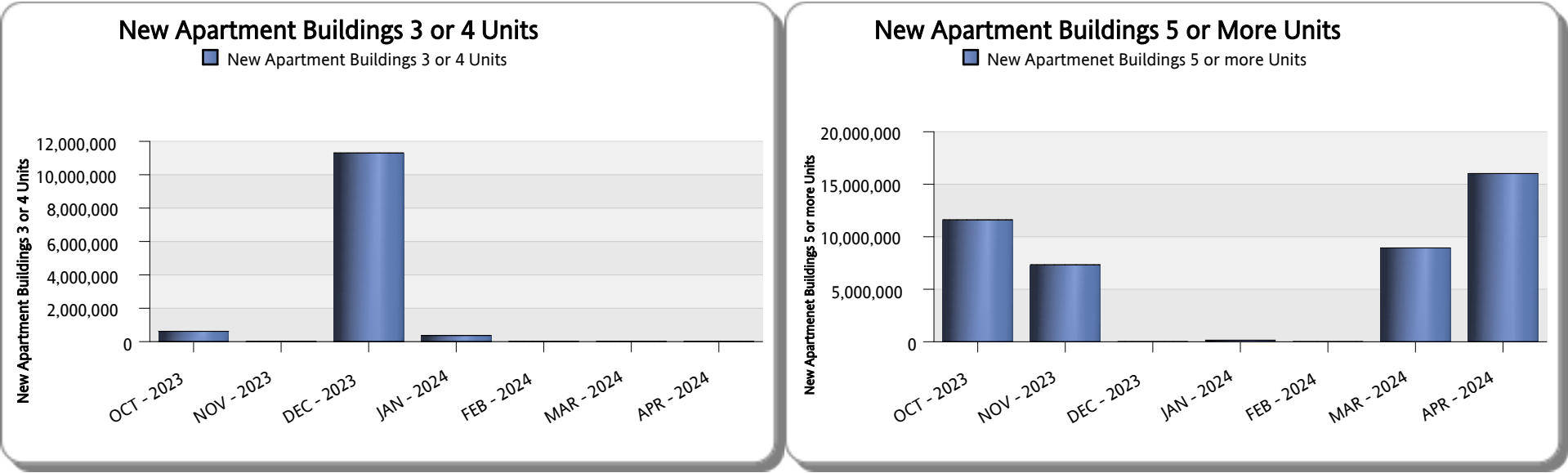
**FY: 2023/2024**

	OCT - 2023			NOV - 2023			DEC - 2023			JAN - 2024			FEB - 2024			MAR - 2024			APR - 2024			YTD Est. Cost Total
	# of BLDG	Est. Cost	# Units	# of BLDG	Est. Cost	# Units	# of BLDG	Est. Cost	# Units	# of BLDG	Est. Cost	# Units	# of BLDG	Est. Cost	# Units	# of BLDG	Est. Cost	# Units	# of BLDG	Est. Cost	# Units	
New Single Family Home, Townhouse	48	\$44,124,199	48	56	\$44,802,988	56	38	\$23,615,595	38	68	\$51,323,460	68	57	\$43,347,924	57	69	\$19,863,759	69	63	\$22,478,409	63	\$249,556,334
New Two Family Units	8	\$1,373,195	16	4	\$461,610	8	5	\$501,120	10	2	\$644,758	4	2	\$602,135	4	1	\$179,775	2	5	\$710,595	10	\$4,473,188
New Apartment Buildings 3 or 4 Units	4	\$617,575	18	0	\$0	0	4	\$11,302,945	138	1	\$368,540	3	0	\$0	0	0	\$0	0	0	\$0	0	\$12,289,060
New Apartment Buildings 5 or more Units	1	\$11,608,805	150	1	\$7,327,734	95	0	\$0	0	1	\$148,000	5	0	\$0	0	7	\$8,935,475	166	14	\$16,019,758	244	\$44,039,772
Total Per Month	61	\$57,723,774	232	61	\$52,592,332	159	47	\$35,419,660	186	72	\$52,484,758	80	59	\$43,950,059	61	77	\$28,979,009	237	82	\$39,208,762	317	\$310,358,354



MIAMI-DADE COUNTY  
DEPARTMENT OF REGULATORY AND ECONOMIC RESOURCES (RER)  
Estimated Value of Construction for New, Single and Multi Family Homes

FY: 2023/2024



Source: Information Technology Department  
Data Compiled and Report Produced by the Department of Regulatory and Economic Resources  
May 8, 2024