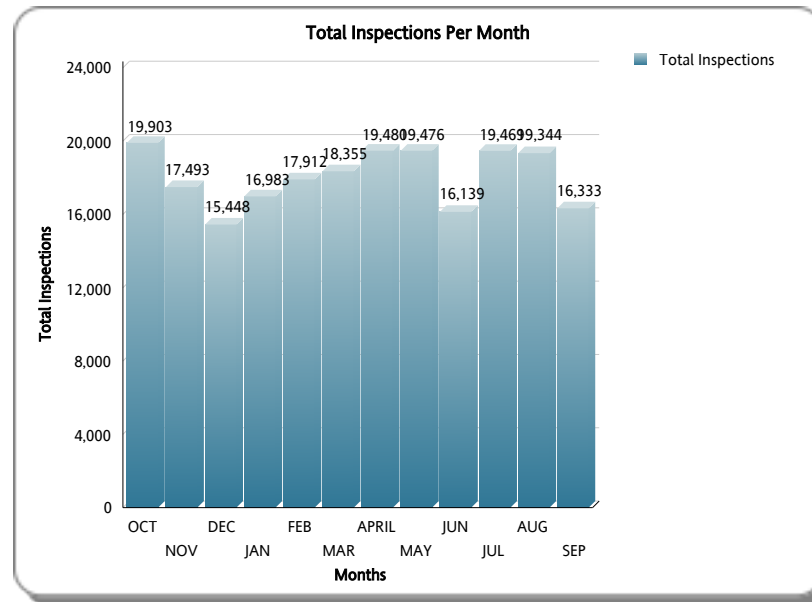


MIAMI-DADE COUNTY
DEPARTMENT OF REGULATORY AND ECONOMIC RESOURCES (RER)
Annual Inspections
FY: 2023/2024
From OCTOBER 1st, 2023 To SEPTEMBER 30th, 2024

Trade	OCT	NOV	DEC	JAN	FEB	MAR	APRIL	MAY	JUN	JUL	AUG	SEP	Total YTD	EOY Proj*
BOILER	193	321	202	209	275	226	188	170	183	301	210	115	2,593	2,593.0
BUILDING *	6,451	5,642	4,970	5,419	5,402	5,650	6,081	6,169	5,308	6,350	6,150	5,285	68,877	68,877.0
ELECTRICAL	4,521	3,977	3,443	3,775	4,133	4,418	4,423	4,410	3,589	4,049	4,387	3,622	48,747	48,747.0
LPGX	3	6	3	8	6	6	6	4	2	2	4	8	58	58.0
MECHANICAL	1,152	1,038	947	966	1,041	1,060	1,031	1,021	857	1,053	1,199	906	12,271	12,271.0
PLUMBING	2,264	2,077	1,758	1,883	2,029	1,884	1,989	2,040	1,855	2,155	2,075	1,863	23,872	23,872.0
ROOFING	5,095	4,232	3,998	4,542	4,895	4,919	5,481	5,373	4,125	5,330	5,058	4,267	57,315	57,315.0
SIGN	224	200	127	181	131	192	281	289	220	229	261	267	2,602	2,602.0
Total	19,903	17,493	15,448	16,983	17,912	18,355	19,480	19,476	16,139	19,469	19,344	16,333	216,335	216,335.0



* Includes Zoning Inspections

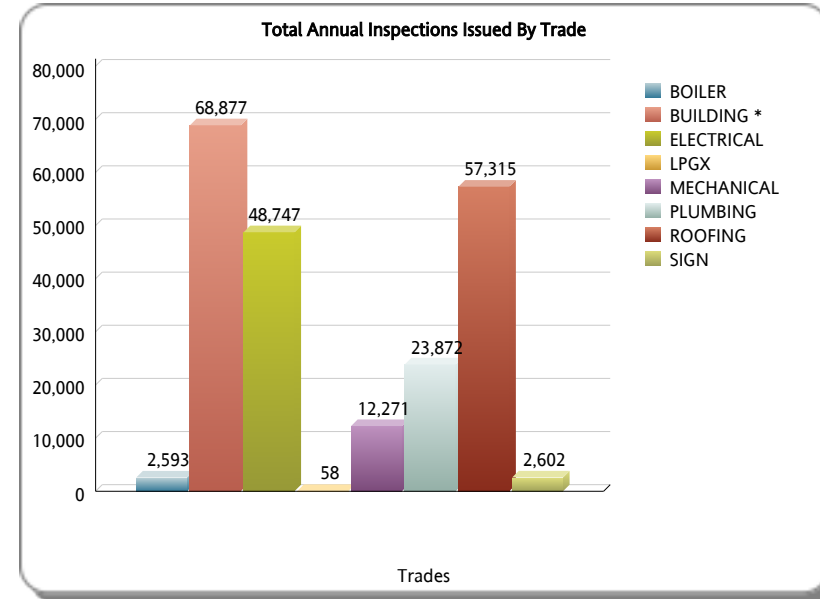
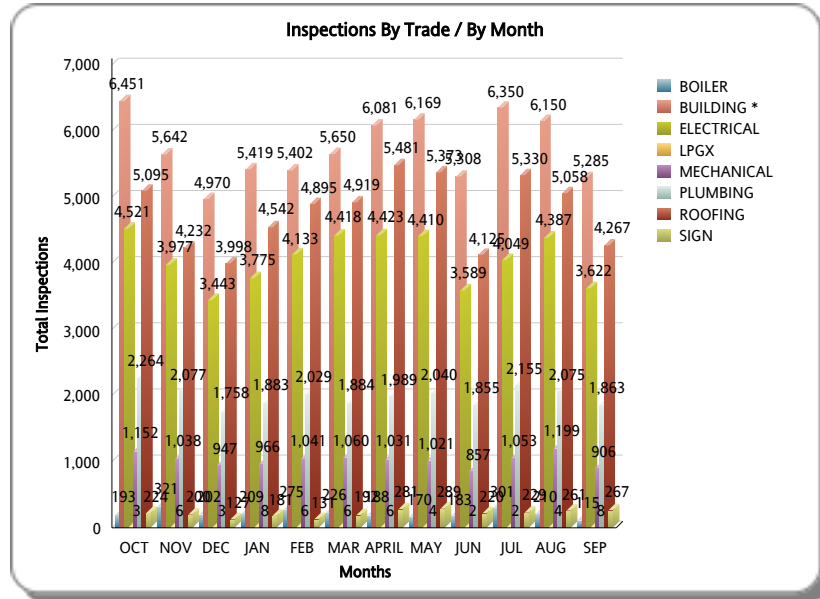
MIAMI-DADE COUNTY

DEPARTMENT OF REGULATORY AND ECONOMIC RESOURCES (RER)

Annual Inspections

FY: 2023/2024

From OCTOBER 1st, 2023 To SEPTEMBER 30th, 2024



* Includes Zoning Inspections
Oct 8, 2024