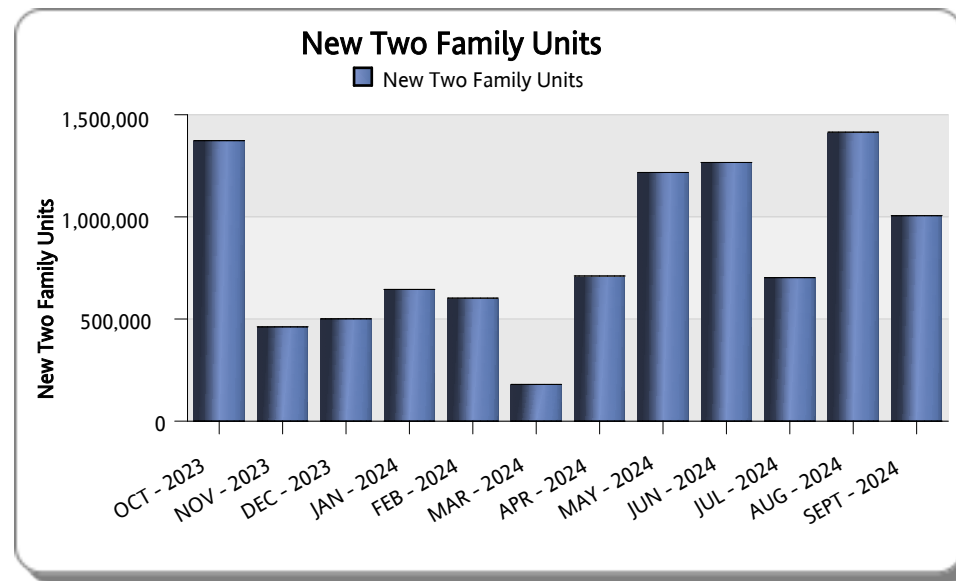
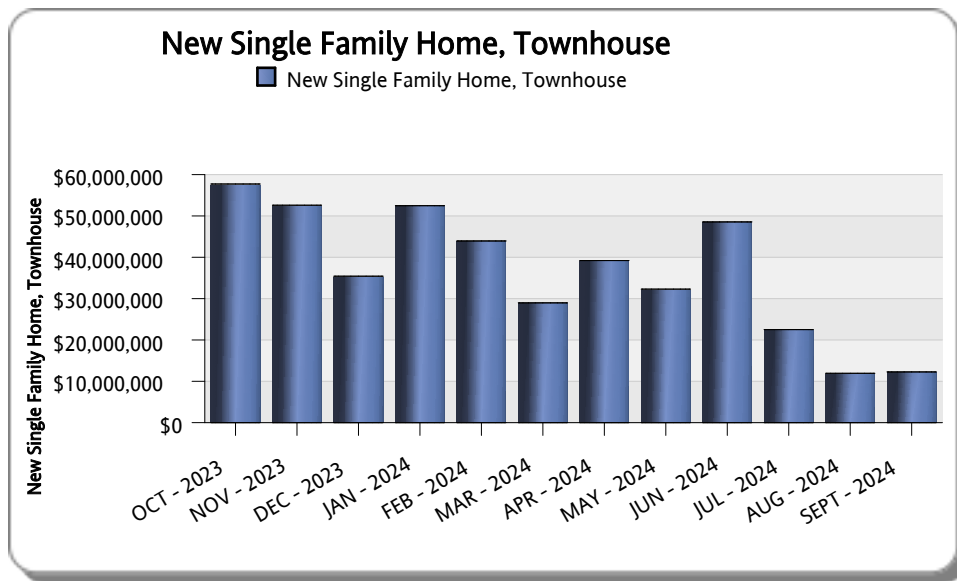


MIAMI-DADE COUNTY
DEPARTMENT OF REGULATORY AND ECONOMIC RESOURCES (RER)
Estimated Value of Construction for New, Single and Multi Family Homes

FY: 2023/2024

	OCT - 2023			NOV - 2023			DEC - 2023			JAN - 2024			FEB - 2024			MAR - 2024			APR - 2024			MAY - 2024			JUN - 2024			JUL - 2024			AUG - 2024		
	# of BLDG	Est. Cost	# Units	# of BLDG	Est. Cost	# Units	# of BLDG	Est. Cost	# Units	# of BLDG	Est. Cost	# Units	# of BLDG	Est. Cost	# Units	# of BLDG	Est. Cost	# Units	# of BLDG	Est. Cost	# Units	# of BLDG	Est. Cost	# Units	# of BLDG	Est. Cost	# Units	# of BLDG	Est. Cost	# Units			
New Single Family Home, Townhouse	48	\$44,124,199	48	56	\$44,802,988	56	38	\$23,615,595	38	68	\$51,323,460	68	57	\$43,347,924	57	69	\$19,863,759	69	63	\$22,478,409	63	65	\$20,654,858	65	62	\$32,310,416	62	26	\$9,638,221	26	34	\$10,508,469	34
New Two Family Units	8	\$1,373,195	16	4	\$461,610	8	5	\$501,120	10	2	\$644,758	4	2	\$602,135	4	1	\$179,775	2	5	\$710,595	10	5	\$1,217,299	10	8	\$1,266,248	16	4	\$702,675	8	6	\$1,414,638	12
New Apartment Buildings 3 or 4 Units	4	\$617,575	18	0	\$0	0	4	\$11,302,945	138	1	\$368,540	3	0	\$0	0	0	\$0	0	0	\$0	0	18	\$8,618,465	109	2	\$300,165	7	0	\$0	0	0	\$0	0
New Apartment Buildings 5 or more Units	1	\$11,608,805	150	1	\$7,327,734	95	0	\$0	0	1	\$148,000	5	0	\$0	0	7	\$8,935,475	166	14	\$16,019,758	244	4	\$1,804,550	31	8	\$14,680,900	55	14	\$12,167,348	178	1	\$15,000	5
Total Per Month	61	\$57,723,774	232	61	\$52,592,332	159	47	\$35,419,660	186	72	\$52,484,758	80	59	\$43,950,059	61	77	\$28,979,009	237	82	\$39,208,762	317	92	\$32,295,172	215	80	\$48,557,729	140	44	\$22,508,244	212	41	\$11,938,107	51



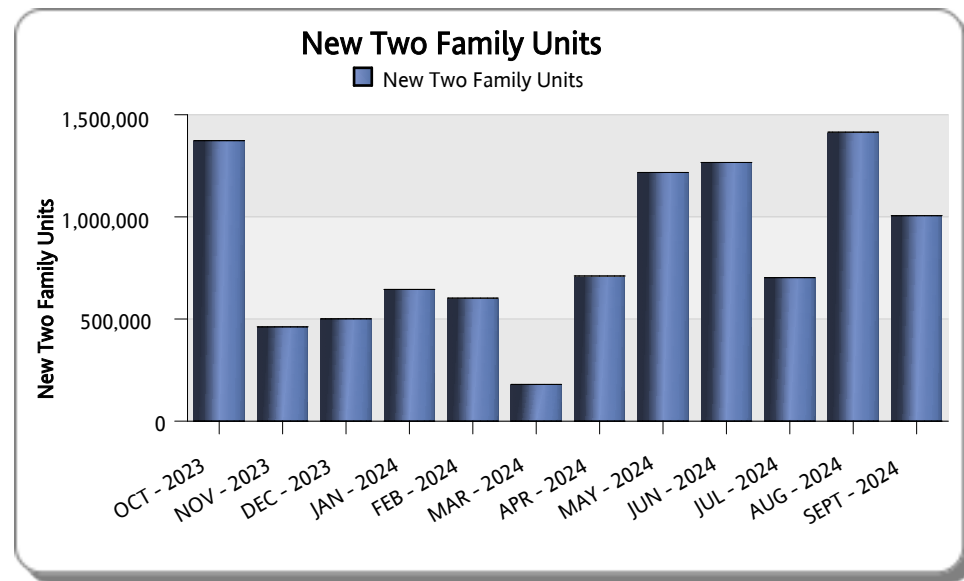
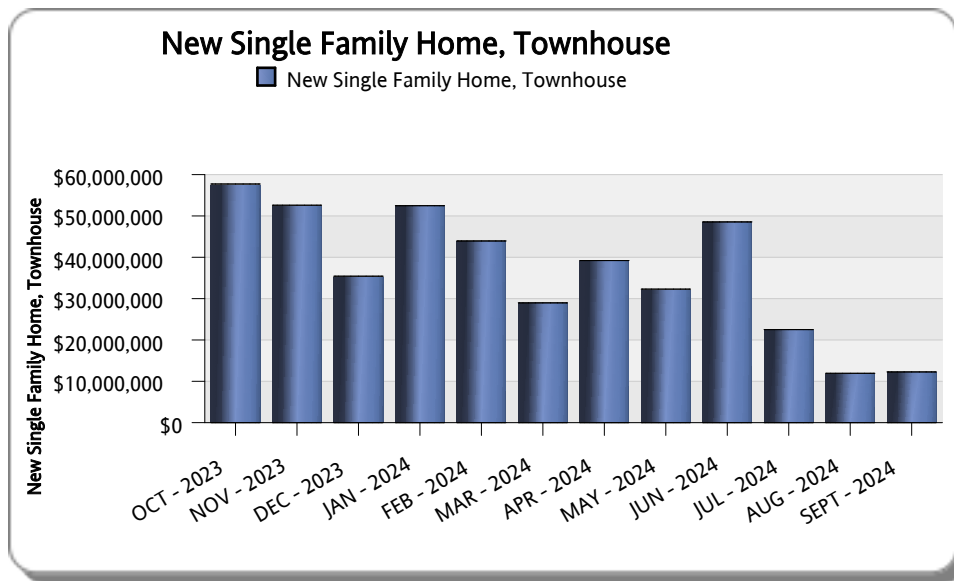
Source: Information Technology Department
 Data Compiled and Report Produced by the Department of Regulatory and Economic Resources

Oct 8, 2024

MIAMI-DADE COUNTY
DEPARTMENT OF REGULATORY AND ECONOMIC RESOURCES (RER)
Estimated Value of Construction for New, Single and Multi Family Homes

FY: 2023/2024

	SEPT - 2024			YTD Est. Cost Total
	# of BLDG	Est. Cost	# Units	
New Single Family Home, Townhouse	37	\$11,265,581	37	\$333,933,879
New Two Family Units	4	\$1,005,796	8	\$10,079,844
New Apartment Buildings 3 or 4 Units	0	\$0	0	\$21,207,690
New Apartment Buildings 5 or more Units	0	\$0	0	\$72,707,570
Total Per Month	41	\$12,271,377	45	437,928,983



MIAMI-DADE COUNTY
DEPARTMENT OF REGULATORY AND ECONOMIC RESOURCES (RER)
Estimated Value of Construction for New, Single and Multi Family Homes

FY: 2023/2024

