

MIAMI-DADE COUNTY
DEPARTMENT OF REGULATORY AND ECONOMIC RESOURCES (RER)
PLANS PROCESSING - DROPOFFS
Initial Review Only
Business Plan
**Includes Mplantrk, Fastrack and DUP*
2023 - 2024
From OCTOBER 1st, 2023 To SEPTEMBER 30th, 2024

TRADE	First Quarter					
	TOTAL	APPROVED	REJECTED	Approved as Noted	Not Applicable	% REJECTION
Building	993	398	409	185	1	41%
Derm	925	409	457	0	59	49%
Electrical	1,218	420	285	400	113	23%
Gas	37	14	10	11	2	27%
Mechanical	792	91	278	219	204	35%
Plumbing	885	226	328	186	145	37%
Public Works	871	185	508	0	178	58%
Public Works Concurrency	534	299	222	0	13	42%
Shop Drawing	771	395	358	8	10	46%
Sign	158	104	0	0	54	0%
Structural	1,530	376	1,046	64	44	68%
Zoning	1,789	585	1,187	15	2	66%
RER TOTAL	10,503	3,502	5,088	1,088	825	48%
Fire	670	264	348	0	58	52%
OTHER	670	264	348	0	58	52%
Total	11,173	3,766	5,436	1,088	883	49%

TRADE	Second Quarter					
	TOTAL	APPROVED	REJECTED	Approved as Noted	Not Applicable	% REJECTION
Building	995	355	489	147	4	49%
Derm	768	332	343	0	93	45%
Electrical	1,240	463	399	336	42	32%
Gas	31	13	8	5	5	26%
Mechanical	767	115	253	151	248	33%
Plumbing	707	113	254	172	168	36%
Public Works	810	144	446	0	220	55%
Public Works Concurrency	348	202	120	0	26	34%
Shop Drawing	922	506	396	12	8	43%
Sign	166	146	0	0	20	0%
Structural	1,639	412	1,093	85	49	67%
Zoning	1,535	495	1,032	5	3	67%
RER TOTAL	9,928	3,296	4,833	913	886	49%
Fire	694	283	325	0	86	47%
OTHER	694	283	325	0	86	47%
Total	10,622	3,579	5,158	913	972	49%

MIAMI-DADE COUNTY
DEPARTMENT OF REGULATORY AND ECONOMIC RESOURCES (RER)
PLANS PROCESSING - DROPOFFS
Initial Review Only
Business Plan
**Includes Mplantrk, Fastrack and DUP*
2023 - 2024
From OCTOBER 1st, 2023 To SEPTEMBER 30th, 2024

TRADE	Third Quarter					
	TOTAL	APPROVED	REJECTED	Approved as Noted	Not Applicable	% REJECTION
Building	1,318	512	639	164	3	48%
Derm	1,065	471	404	0	190	38%
Electrical	1,418	599	392	342	85	28%
Gas	43	12	10	12	9	23%
Mechanical	888	149	240	203	296	27%
Plumbing	912	228	242	206	236	27%
Public Works	936	154	527	0	255	56%
Public Works Concurrency	505	242	225	0	38	45%
Shop Drawing	994	423	537	27	7	54%
Sign	176	163	0	0	13	0%
Structural	1,798	437	1,181	124	56	66%
Zoning	1,953	525	1,424	2	2	73%
RER TOTAL	12,006	3,915	5,821	1,080	1,190	48%
Fire	669	263	290	1	115	43%
OTHER	669	263	290	1	115	43%
Total	12,675	4,178	6,111	1,081	1,305	48%

TRADE	Fourth Quarter					
	TOTAL	APPROVED	REJECTED	Approved as Noted	Not Applicable	% REJECTION
Building	1,474	608	649	209	8	44%
Derm	1,140	543	467	0	130	41%
Electrical	1,606	741	392	348	125	24%
Gas	33	10	9	8	6	27%
Mechanical	1,043	186	267	228	362	26%
Plumbing	1,066	154	340	276	296	32%
Public Works	1,079	205	582	0	292	54%
Public Works Concurrency	513	276	195	0	42	38%
Shop Drawing	788	329	435	22	2	55%
Sign	168	166	0	0	2	0%
Structural	1,771	400	1,127	182	62	64%
Zoning	2,017	596	1,420	0	1	70%
RER TOTAL	12,698	4,214	5,883	1,273	1,328	46%
Fire	800	329	359	0	112	45%
OTHER	800	329	359	0	112	45%
Total	13,498	4,543	6,242	1,273	1,440	46%

MIAMI-DADE COUNTY
DEPARTMENT OF REGULATORY AND ECONOMIC RESOURCES (RER)

PLANS PROCESSING - DROPOFFS

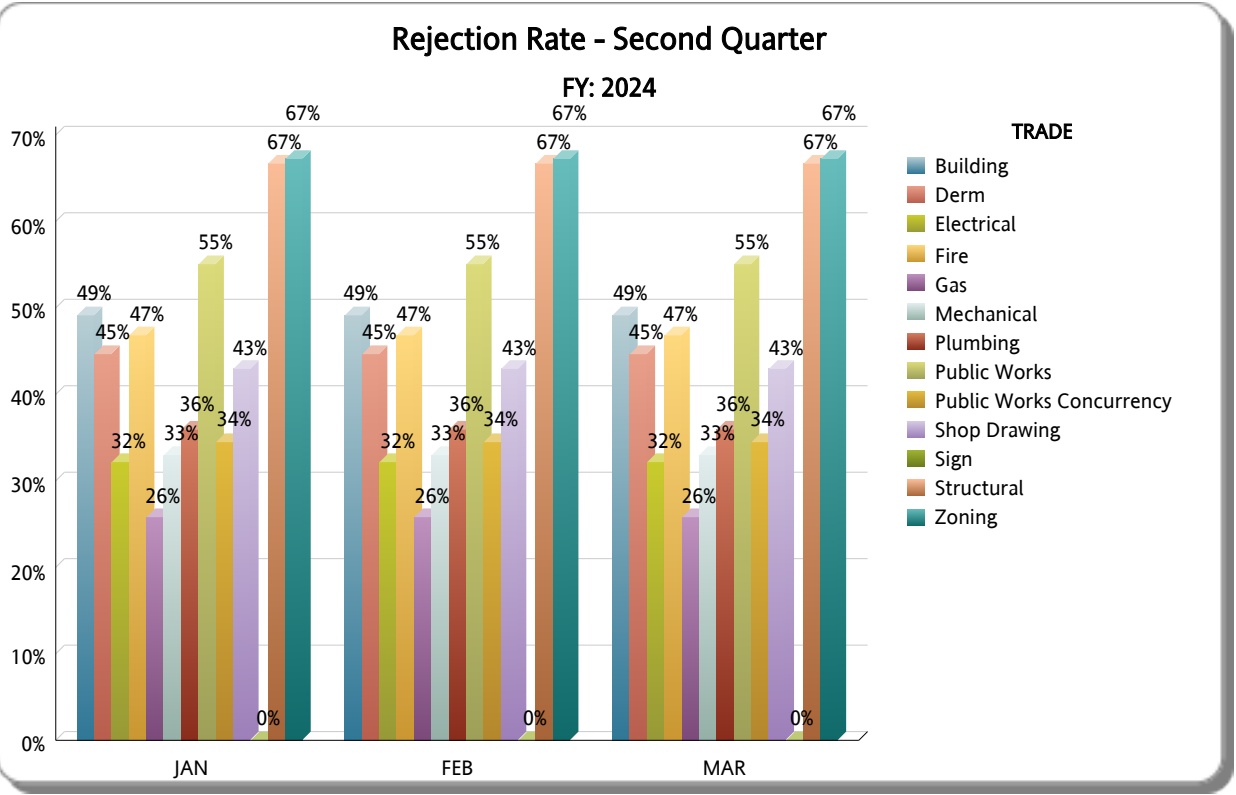
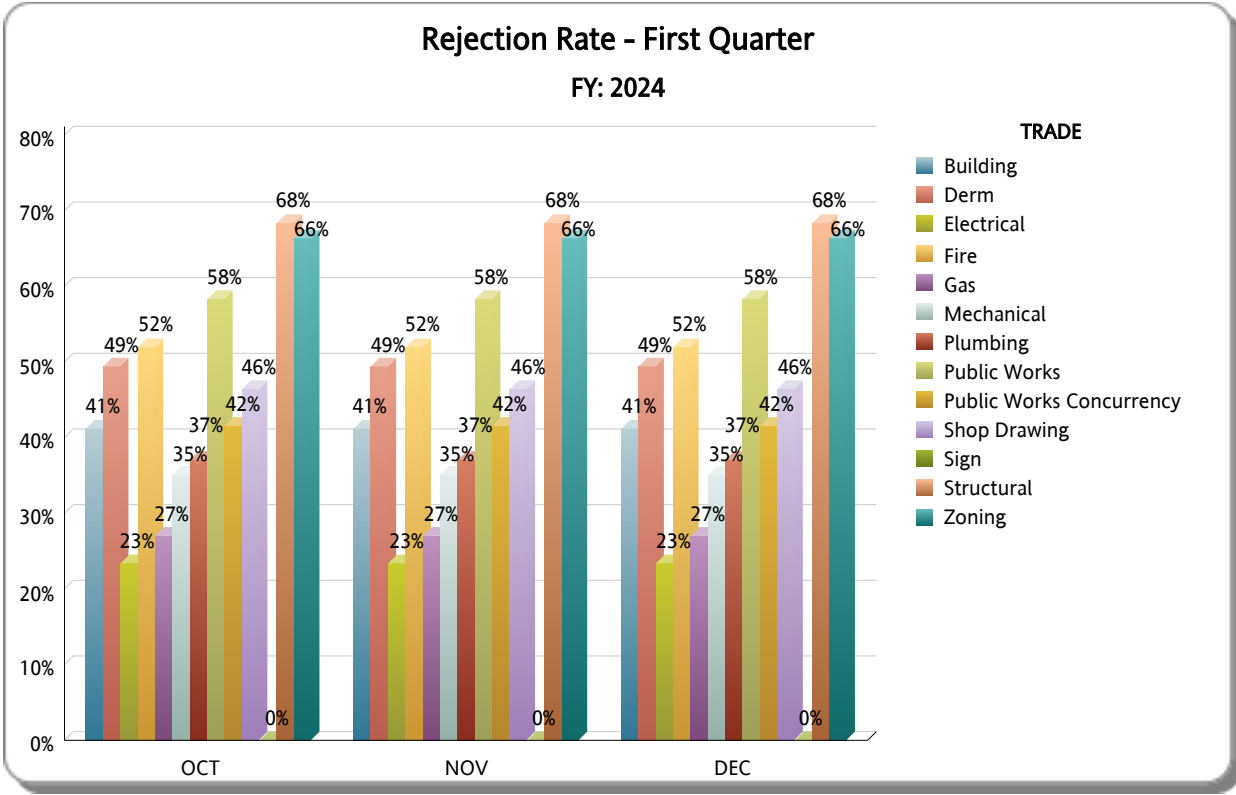
Initial Review Only

Business Plan

**Includes Mplantrk, Fastrack and DUP*

2023 - 2024

From OCTOBER 1st, 2023 To SEPTEMBER 30th, 2024



MIAMI-DADE COUNTY
DEPARTMENT OF REGULATORY AND ECONOMIC RESOURCES (RER)

PLANS PROCESSING - DROPOFFS

Initial Review Only

Business Plan

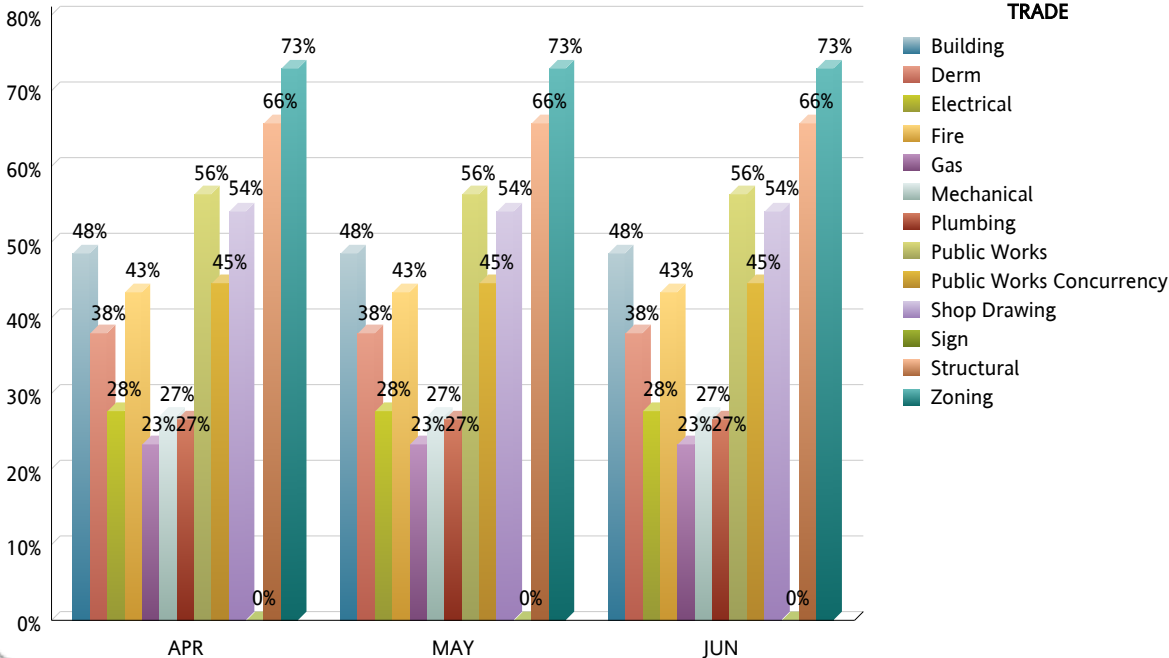
**Includes Mplantrk, Fastrack and DUP*

2023 - 2024

From OCTOBER 1st, 2023 To SEPTEMBER 30th, 2024

Rejection Rate - Third Quarter

FY: 2024



Rejection Rate - Fourth Quarter

FY: 2024

