

Miami-Dade County

DEPARTMENT OF REGULATORY AND ECONOMIC RESOURCES (RER)

Total Permits Issued by Trade

FY: 2023 - 2024

OCTOBER 1st, 2023 TO SEPTEMBER 30th, 2024

TRADE	FIRST QUARTER
	#PERMITS ISSUED
Building	4,185
Electrical	3,487
LPGX	69
Mechanical	1,247
Plumbing	1,410
Roofing	2,947
Sign	168
Total	13,513

TRADE	SECOND QUARTER
	#PERMITS ISSUED
Building	4,370
Electrical	3,418
LPGX	80
Mechanical	1,206
Plumbing	1,369
Roofing	3,269
Sign	179
Total	13,891

TRADE	THIRD QUARTER
	#PERMITS ISSUED
Building	5,465
Electrical	3,493
LPGX	72
Mechanical	1,341
Plumbing	1,503
Roofing	3,598
Sign	189
Total	15,661

TRADE	FOURTH QUARTER
	#PERMITS ISSUED
Building	5,317
Electrical	3,635
LPGX	55
Mechanical	1,425
Plumbing	1,413
Roofing	3,055
Sign	188
Total	15,088

Miami-Dade County

DEPARTMENT OF REGULATORY AND ECONOMIC RESOURCES (RER)

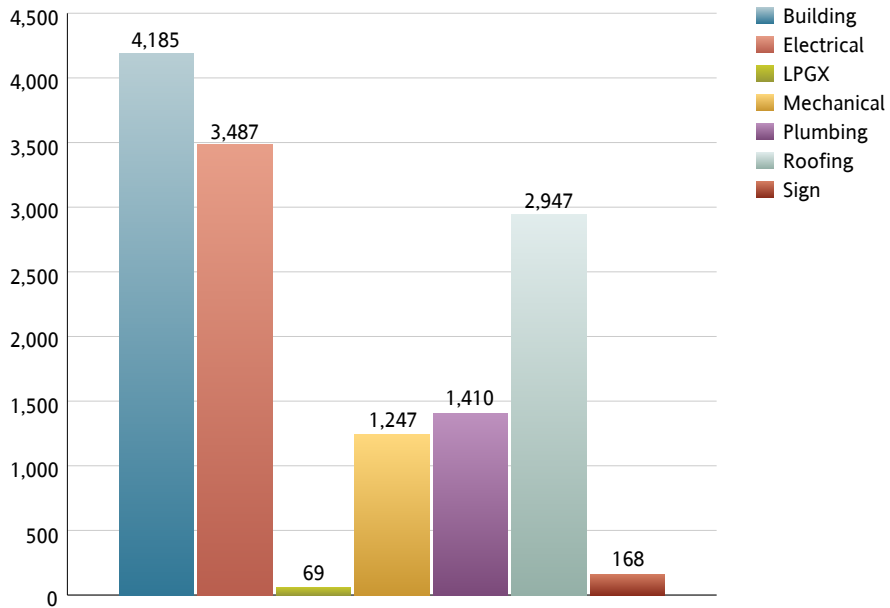
Total Permits Issued by Trade

FY: 2023 - 2024

OCTOBER 1st, 2023 TO SEPTEMBER 30th, 2024

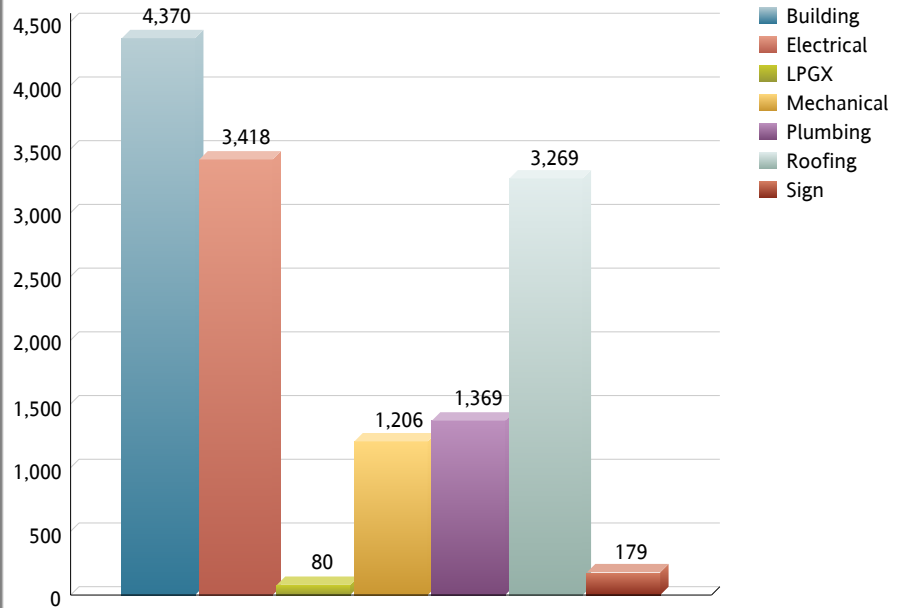
Permits Issued - First Quarter

Total: 13,513



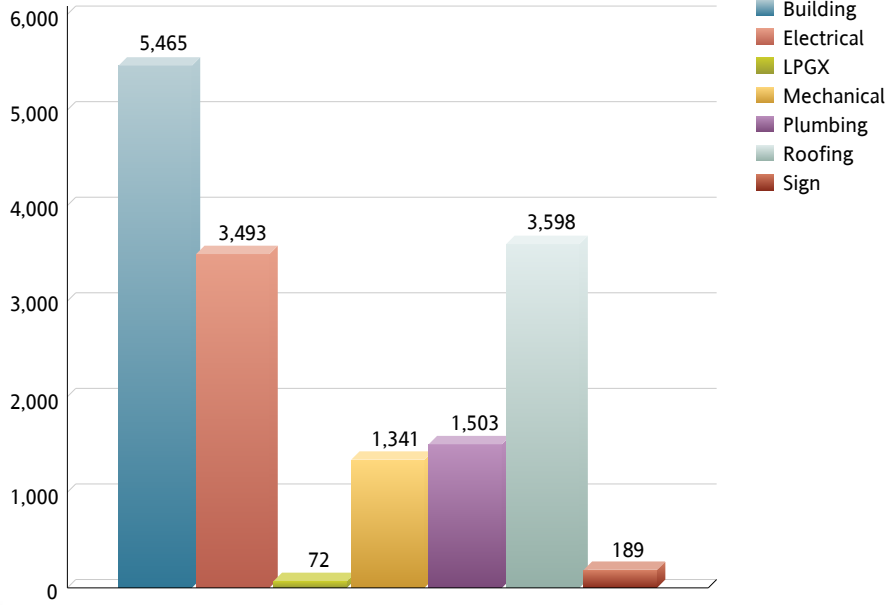
Permits Issued - Second Quarter

Total: 13,891



Permits Issued - Third Quarter

Total: 15,661



Permits Issued - Fourth Quarter

Total: 15,088

