

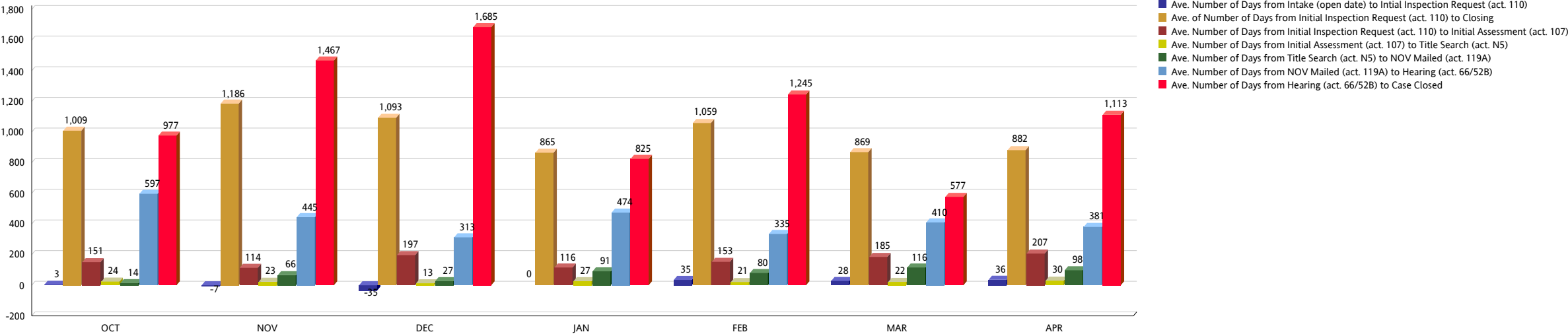
MIAMI-DADE COUNTY
DEPARTMENT OF REGULATORY AND ECONOMIC RESOURCES (RER)
UNSAFE STRUCTURES MEASURES - COMMERCIAL
From OCTOBER 2023 To SEPTEMBER 2024

COMMERCIAL NO INJUNCTION (ALL PROPERTIES)	OCT	NOV	DEC	JAN	FEB	MAR	APR	YTD TOTAL
Ave. Number of Days from Intake (open date) to Intial Inspection Request (act. 110)	3	-7	-35	0	35	28	36	
Number of Cases from Intake (open date) to Intial Inspection Request (act. 110)	66	46	51	41	68	48	56	376
Ave. of Number of Days from Initial Inspection Request (act. 110) to Closing	1,009	1,186	1,093	865	1,059	869	882	
Number of Cases from Initial Inspection Request (act. 110) to Closing	66	46	51	41	68	48	56	376
Ave. Number of Days from Initial Inspection Request (act. 110) to Initial Assessment (act. 107)	151	114	197	116	153	185	207	
Number of Cases Closed from Initial Inspection Request (act. 110) to Initial Assessment (act. 107)	54	38	47	34	61	46	52	332
Ave. Number of Days from Initial Assessment (act. 107) to Title Search (act. N5)	24	23	13	27	21	22	30	
Number of Cases from Initial Assessment (act. 107) to Title Search (act. N5)	37	31	33	16	42	28	32	219
Ave. Number of Days from Title Search (act. N5) to NOV Mailed (act. 119A)	14	66	27	91	80	116	98	
Number of Cases from Title Search (act. N5) to NOV Mailed (act. 119A)	22	27	21	13	26	26	27	162
Ave. Number of Days from NOV Mailed (act. 119A) to Hearing (act. 66/52B)	597	445	313	474	335	410	381	
Number of Cases from NOV Mailed (act. 119A) to Hearing (act. 66/52B)	28	21	15	10	21	17	16	128
Ave. Number of Days from Hearing (act. 66/52B) to Case Closed	977	1,467	1,685	825	1,245	577	1,113	
Number of Cases from Hearing (act. 66/52B) to Case Closed	28	21	15	10	21	17	16	128

	Weighted Average
Ave. Number of Days from Intake (open date) to Intial Inspection Request (act. 110)	10.19
Ave. of Number of Days from Initial Inspection Request (act. 110) to Closing	998.60
Ave. Number of Days from Initial Inspection Request (act. 110) to Initial Assessment (act. 107)	163.54
Ave. Number of Days from Initial Assessment (act. 107) to Title Search (act. N5)	22.47
Ave. Number of Days from Title Search (act. N5) to NOV Mailed (act. 119A)	71.49
Ave. Number of Days from NOV Mailed (act. 119A) to Hearing (act. 66/52B)	434.35
Ave. Number of Days from Hearing (act. 66/52B) to Case Closed	1,136.33

MIAMI-DADE COUNTY
DEPARTMENT OF REGULATORY AND ECONOMIC RESOURCES (RER)
UNSAFE STRUCTURES MEASURES - COMMERCIAL
From OCTOBER 2023 To SEPTEMBER 2024

COMMERCIAL / NO INJUNCTION / ALL PROPERTIES



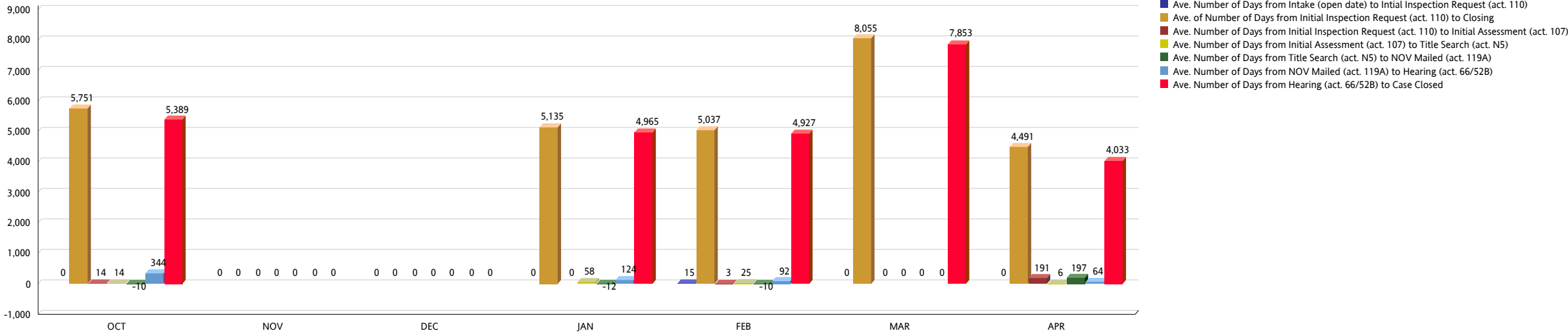
MIAMI-DADE COUNTY
DEPARTMENT OF REGULATORY AND ECONOMIC RESOURCES (RER)
UNSAFE STRUCTURES MEASURES - COMMERCIAL
From OCTOBER 2023 To SEPTEMBER 2024

COMMERCIAL WITH INJUNCTION (ALL PROPERTIES)	OCT	NOV	DEC	JAN	FEB	MAR	APR	YTD TOTAL
Ave. Number of Days from Intake (open date) to Intial Inspection Request (act. 110)	0	0	0	0	15	0	0	
Number of Cases from Intake (open date) to Intial Inspection Request (act. 110)	1	0	0	1	1	1	1	5
Ave. of Number of Days from Initial Inspection Request (act. 110) to Closing	5,751	0	0	5,135	5,037	8,055	4,491	
Number of Cases from Initial Inspection Request (act. 110) to Closing	1	0	0	1	1	1	1	5
Ave. Number of Days from Initial Inspection Request (act. 110) to Initial Assessment (act. 107)	14	0	0	0	3	0	191	
Number of Cases Closed from Initial Inspection Request (act. 110) to Initial Assessment (act. 107)	1	0	0	1	1	0	1	4
Ave. Number of Days from Initial Assessment (act. 107) to Title Search (act. N5)	14	0	0	58	25	0	6	
Number of Cases from Initial Assessment (act. 107) to Title Search (act. N5)	1	0	0	1	1	0	1	4
Ave. Number of Days from Title Search (act. N5) to NOV Mailed (act. 119A)	-10	0	0	-12	-10	0	197	
Number of Cases from Title Search (act. N5) to NOV Mailed (act. 119A)	1	0	0	1	1	0	1	4
Ave. Number of Days from NOV Mailed (act. 119A) to Hearing (act. 66/52B)	344	0	0	124	92	0	64	
Number of Cases from NOV Mailed (act. 119A) to Hearing (act. 66/52B)	1	0	0	1	1	0	1	4
Ave. Number of Days from Hearing (act. 66/52B) to Case Closed	5,389	0	0	4,965	4,927	7,853	4,033	
Number of Cases from Hearing (act. 66/52B) to Case Closed	1	0	0	1	1	1	1	5

	Weighted Average
Ave. Number of Days from Intake (open date) to Intial Inspection Request (act. 110)	3.00
Ave. of Number of Days from Initial Inspection Request (act. 110) to Closing	5,693.80
Ave. Number of Days from Initial Inspection Request (act. 110) to Initial Assessment (act. 107)	52.00
Ave. Number of Days from Initial Assessment (act. 107) to Title Search (act. N5)	25.75
Ave. Number of Days from Title Search (act. N5) to NOV Mailed (act. 119A)	41.25
Ave. Number of Days from NOV Mailed (act. 119A) to Hearing (act. 66/52B)	156.00
Ave. Number of Days from Hearing (act. 66/52B) to Case Closed	5,433.40

MIAMI-DADE COUNTY
DEPARTMENT OF REGULATORY AND ECONOMIC RESOURCES (RER)
UNSAFE STRUCTURES MEASURES - COMMERCIAL
From OCTOBER 2023 To SEPTEMBER 2024

COMMERCIAL / WITH INJUNCTION / ALL PROPERTIES



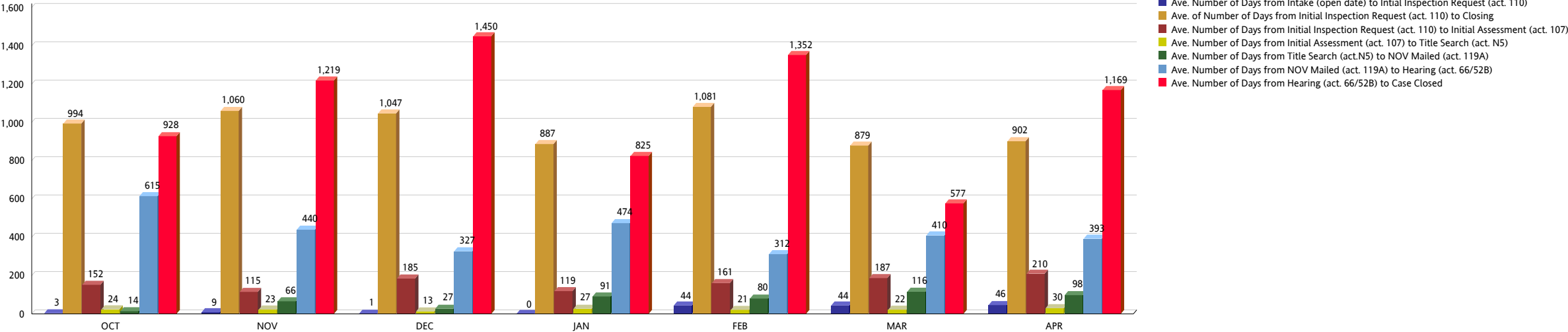
MIAMI-DADE COUNTY
DEPARTMENT OF REGULATORY AND ECONOMIC RESOURCES (RER)
UNSAFE STRUCTURES MEASURES - COMMERCIAL
From OCTOBER 2023 To SEPTEMBER 2024

COMMERCIAL NO INJUNCTION (EXCLUDING COUNTY PROPERTIES)	OCT	NOV	DEC	JAN	FEB	MAR	APR	YTD TOTAL
Ave. Number of Days from Intake (open date) to Intial Inspection Request (act. 110)	3	9	1	0	44	44	46	
Number of Cases from Intake (open date) to Intial Inspection Request (act. 110)	64	40	46	38	61	46	52	347
Ave. of Number of Days from Initial Inspection Request (act. 110) to Closing	994	1,060	1,047	887	1,081	879	902	
Number of Cases from Initial Inspection Request (act. 110) to Closing	64	40	46	38	61	46	52	347
Ave. Number of Days from Initial Inspection Request (act. 110) to Initial Assessment (act. 107)	152	115	185	119	161	187	210	
Number of Cases from Initial Inspection Request (act. 110) to Initial Assessment (act. 107)	53	34	44	31	57	45	48	312
Ave. Number of Days from Initial Assessment (act. 107) to Title Search (act. N5)	24	23	13	27	21	22	30	
Number of Cases from Initial Assessment (act. 107) to Title Search (act. N5)	37	31	33	16	42	28	32	219
Ave. Number of Days from Title Search (act.N5) to NOV Mailed (act. 119A)	14	66	27	91	80	116	98	
Number of Cases from Title Search (act. N5) to NOV Mailed (act. 119A)	22	27	21	13	26	26	27	162
Ave. Number of Days from NOV Mailed (act. 119A) to Hearing (act. 66/52B)	615	440	327	474	312	410	393	
Number of Cases from NOV Mailed (act. 119A) to Hearing (act. 66/52B)	27	18	14	10	17	17	15	118
Ave. Number of Days from Hearing (act. 66/52B) to Case Closed	928	1,219	1,450	825	1,352	577	1,169	
Number of Cases from Hearing (act. 66/52B) to Case Closed	27	18	14	10	17	17	15	118

	Weighted Average
Ave. Number of Days from Intake (open date) to Intial Inspection Request (act. 110)	22.18
Ave. of Number of Days from Initial Inspection Request (act. 110) to Closing	983.18
Ave. Number of Days from Initial Inspection Request (act. 110) to Initial Assessment (act. 107)	164.96
Ave. Number of Days from Initial Assessment (act. 107) to Title Search (act. N5)	22.47
Ave. Number of Days from Title Search (act. N5) to NOV Mailed (act. 119A)	71.49
Ave. Number of Days from NOV Mailed (act. 119A) to Hearing (act. 66/52B)	440.78
Ave. Number of Days from Hearing (act. 66/52B) to Case Closed	1,066.75

MIAMI-DADE COUNTY
DEPARTMENT OF REGULATORY AND ECONOMIC RESOURCES (RER)
UNSAFE STRUCTURES MEASURES - COMMERCIAL
From OCTOBER 2023 To SEPTEMBER 2024

COMMERCIAL / NO INJUNCTION / EXCLUDING COUNTY PROPERTIES

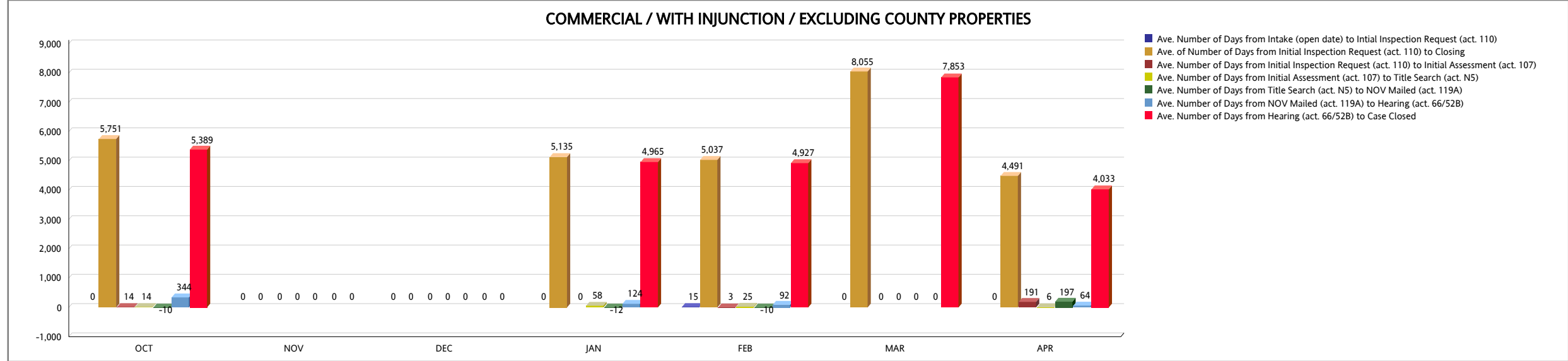


MIAMI-DADE COUNTY
DEPARTMENT OF REGULATORY AND ECONOMIC RESOURCES (RER)
UNSAFE STRUCTURES MEASURES - COMMERCIAL
From OCTOBER 2023 To SEPTEMBER 2024

COMMERCIAL WITH INJUNCTION (EXCLUDING COUNTY PROPERTIES)	OCT	NOV	DEC	JAN	FEB	MAR	APR	YTD TOTAL
Ave. Number of Days from Intake (open date) to Intial Inspection Request (act. 110)	0	0	0	0	15	0	0	
Number of Cases from Intake (open date) to Intial Inspection Request (act. 110)	1	0	0	1	1	1	1	5
Ave. of Number of Days from Initial Inspection Request (act. 110) to Closing	5,751	0	0	5,135	5,037	8,055	4,491	
Number of Cases from Initial Inspection Request (act. 110) to Closing	1	0	0	1	1	1	1	5
Ave. Number of Days from Initial Inspection Request (act. 110) to Initial Assessment (act. 107)	14	0	0	0	3	0	191	
Number of Cases Closed from Initial Inspection Request (act. 110) to Initial Assessment (act. 107)	1	0	0	1	1	0	1	4
Ave. Number of Days from Initial Assessment (act. 107) to Title Search (act. N5)	14	0	0	58	25	0	6	
Number of Cases from Initial Assessment (act. 107) to Title Search (act. N5)	1	0	0	1	1	0	1	4
Ave. Number of Days from Title Search (act. N5) to NOV Mailed (act. 119A)	-10	0	0	-12	-10	0	197	
Number of Cases from Title Search (act. N5) to NOV Mailed (act. 119A)	1	0	0	1	1	0	1	4
Ave. Number of Days from NOV Mailed (act. 119A) to Hearing (act. 66/52B)	344	0	0	124	92	0	64	
Number of Cases from NOV Mailed (act. 119A) to Hearing (act. 66/52B)	1	0	0	1	1	0	1	4
Ave. Number of Days from Hearing (act. 66/52B) to Case Closed	5,389	0	0	4,965	4,927	7,853	4,033	
Number of Cases from Hearing (act. 66/52B) to Case Closed	1	0	0	1	1	1	1	5

	Weighted Average
Ave. Number of Days from Intake (open date) to Intial Inspection Request (act. 110)	3.00
Ave. of Number of Days from Initial Inspection Request (act. 110) to Closing	5,693.80
Ave. Number of Days from Initial Inspection Request (act. 110) to Initial Assessment (act. 107)	52.00
Ave. Number of Days from Initial Assessment (act. 107) to Title Search (act. N5)	25.75
Ave. Number of Days from Title Search (act. N5) to NOV Mailed (act. 119A)	41.25
Ave. Number of Days from NOV Mailed (act. 119A) to Hearing (act. 66/52B)	156.00
Ave. Number of Days from Hearing (act. 66/52B) to Case Closed	5,433.40

MIAMI-DADE COUNTY
DEPARTMENT OF REGULATORY AND ECONOMIC RESOURCES (RER)
UNSAFE STRUCTURES MEASURES - COMMERCIAL
From OCTOBER 2023 To SEPTEMBER 2024



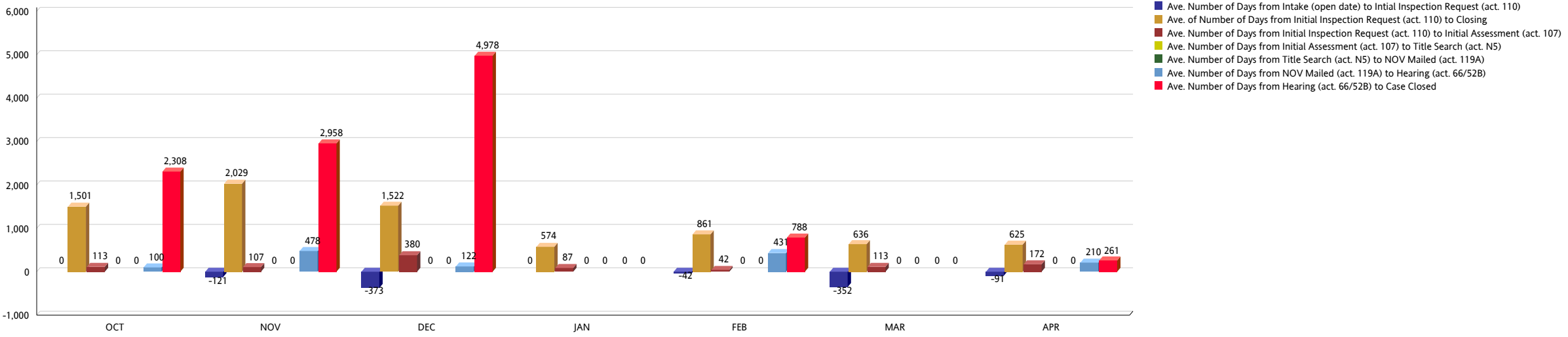
MIAMI-DADE COUNTY
DEPARTMENT OF REGULATORY AND ECONOMIC RESOURCES (RER)
UNSAFE STRUCTURES MEASURES - COMMERCIAL
From OCTOBER 2023 To SEPTEMBER 2024

COMMERCIAL NO INJUNCTION (COUNTY PROPERTIES)	OCT	NOV	DEC	JAN	FEB	MAR	APR	YTD TOTAL
Ave. Number of Days from Intake (open date) to Intial Inspection Request (act. 110)	0	-121	-373	0	-42	-352	-91	
Number of Cases from Intake (open date) to Intial Inspection Request (act. 110)	2	6	5	3	7	2	4	29
Ave. of Number of Days from Initial Inspection Request (act. 110) to Closing	1,501	2,029	1,522	574	861	636	625	
Number of Cases from Initial Inspection Request (act. 110) to Closing	2	6	5	3	7	2	4	29
Ave. Number of Days from Initial Inspection Request (act. 110) to Initial Assessment (act. 107)	113	107	380	87	42	113	172	
Number of Cases Closed from Initial Inspection Request (act. 110) to Initial Assessment (act. 107)	1	4	3	3	4	1	4	20
Ave. Number of Days from Initial Assessment (act. 107) to Title Search (act. N5)	0	0	0	0	0	0	0	
Number of Cases from Initial Assessment (act. 107) to Title Search (act. N5)	0	0	0	0	0	0	0	0
Ave. Number of Days from Title Search (act. N5) to NOV Mailed (act. 119A)	0	0	0	0	0	0	0	
Number of Cases from Title Search (act. N5) to NOV Mailed (act. 119A)	0	0	0	0	0	0	0	0
Ave. Number of Days from NOV Mailed (act. 119A) to Hearing (act. 66/52B)	100	478	122	0	431	0	210	
Number of Cases from NOV Mailed (act. 119A) to Hearing (act. 66/52B)	1	3	1	0	4	0	1	10
Ave. Number of Days from Hearing (act. 66/52B) to Case Closed	2,308	2,958	4,978	0	788	0	261	
Number of Cases from Hearing (act. 66/52B) to Case Closed	1	3	1	0	4	0	1	10

	Weighted Average
Ave. Number of Days from Intake (open date) to Intial Inspection Request (act. 110)	-136.31
Ave. of Number of Days from Initial Inspection Request (act. 110) to Closing	1,183.00
Ave. Number of Days from Initial Inspection Request (act. 110) to Initial Assessment (act. 107)	145.55
Ave. Number of Days from Initial Assessment (act. 107) to Title Search (act. N5)	0
Ave. Number of Days from Title Search (act. N5) to NOV Mailed (act. 119A)	0
Ave. Number of Days from NOV Mailed (act. 119A) to Hearing (act. 66/52B)	359.00
Ave. Number of Days from Hearing (act. 66/52B) to Case Closed	1,957.30

MIAMI-DADE COUNTY
DEPARTMENT OF REGULATORY AND ECONOMIC RESOURCES (RER)
UNSAFE STRUCTURES MEASURES - COMMERCIAL
From OCTOBER 2023 To SEPTEMBER 2024

COMMERCIAL / NO INJUNCTION / COUNTY PROPERTIES



MIAMI-DADE COUNTY
DEPARTMENT OF REGULATORY AND ECONOMIC RESOURCES (RER)
UNSAFE STRUCTURES MEASURES - COMMERCIAL
From OCTOBER 2023 To SEPTEMBER 2024

COMMERCIAL WITH INJUNCTION (COUNTY PROPERTIES)	OCT	NOV	DEC	JAN	FEB	MAR	APR	YTD TOTAL
Ave. Number of Days from Intake (open date) to Intial Inspection Request (act. 110)	0	0	0	0	0	0	0	
Number of Cases from Intake (open date) to Intial Inspection Request (act. 110)	0	0	0	0	0	0	0	0
Ave. of Number of Days from Initial Inspection Request (act. 110) to Closing	0	0	0	0	0	0	0	
Number of Cases from Initial Inspection Request (act. 110) to Closing	0	0	0	0	0	0	0	0
Ave. Number of Days from Initial Inspection Request (act. 110) to Initial Assessment (act. 107)	0	0	0	0	0	0	0	
Number of Cases Closed from Initial Inspection Request (act. 110) to Initial Assessment (act. 107)	0	0	0	0	0	0	0	0
Ave. Number of Days from Initial Assessment (act. 107) to Title Search (act. N5)	0	0	0	0	0	0	0	
Number of Cases from Initial Assessment (act. 107) to Title Search (act. N5)	0	0	0	0	0	0	0	0
Ave. Number of Days from Title Search (act. N5) to NOV Mailed (act. 119A)	0	0	0	0	0	0	0	
Number of Cases from Title Search (act. N5) to NOV Mailed (act. 119A)	0	0	0	0	0	0	0	0
Ave. Number of Days from NOV Mailed (act. 119A) to Hearing (act. 66/52B)	0	0	0	0	0	0	0	
Number of Cases from NOV Mailed (act. 119A) to Hearing (act. 66/52B)	0	0	0	0	0	0	0	0
Ave. Number of Days from Hearing (act. 66/52B) to Case Closed	0	0	0	0	0	0	0	
Number of Cases from Hearing (act. 66/52B) to Case Closed	0	0	0	0	0	0	0	0

	Weighted Average
Ave. Number of Days from Intake (open date) to Intial Inspection Request (act. 110)	0
Ave. of Number of Days from Initial Inspection Request (act. 110) to Closing	0
Ave. Number of Days from Initial Inspection Request (act. 110) to Initial Assessment (act. 107)	0
Ave. Number of Days from Initial Assessment (act. 107) to Title Search (act. N5)	0
Ave. Number of Days from Title Search (act. N5) to NOV Mailed (act. 119A)	0
Ave. Number of Days from NOV Mailed (act. 119A) to Hearing (act. 66/52B)	0
Ave. Number of Days from Hearing (act. 66/52B) to Case Closed	0

MIAMI-DADE COUNTY
DEPARTMENT OF REGULATORY AND ECONOMIC RESOURCES (RER)
UNSAFE STRUCTURES MEASURES - COMMERCIAL
From OCTOBER 2023 To SEPTEMBER 2024

COMMERCIAL / WITH INJUNCTION / COUNTY PROPERTIES

