

MIAMI-DADE COUNTY

BUILDING AND NEIGHBORHOOD COMPLIANCE DEPARTMENT

PERMIT SERVICES DIVISION

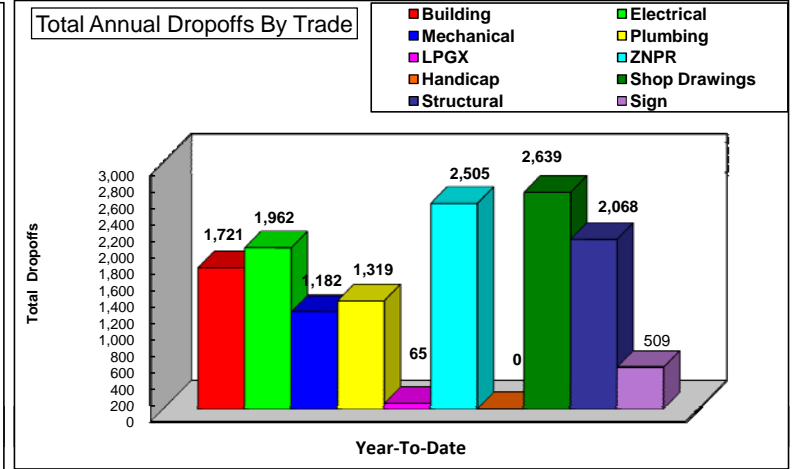
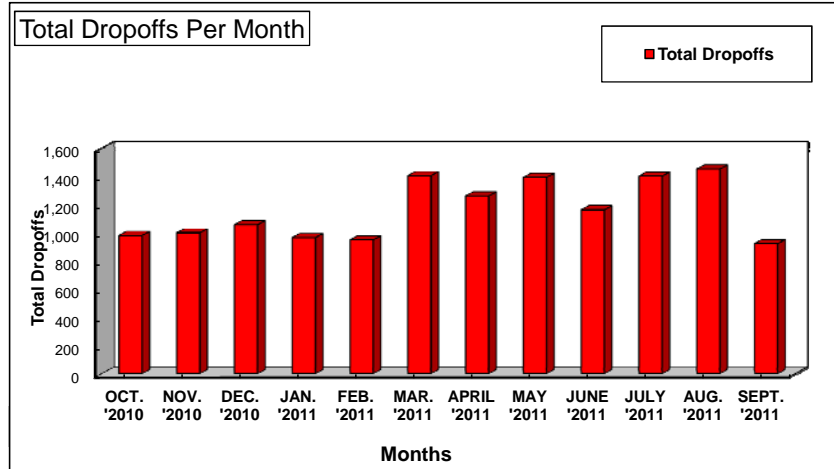
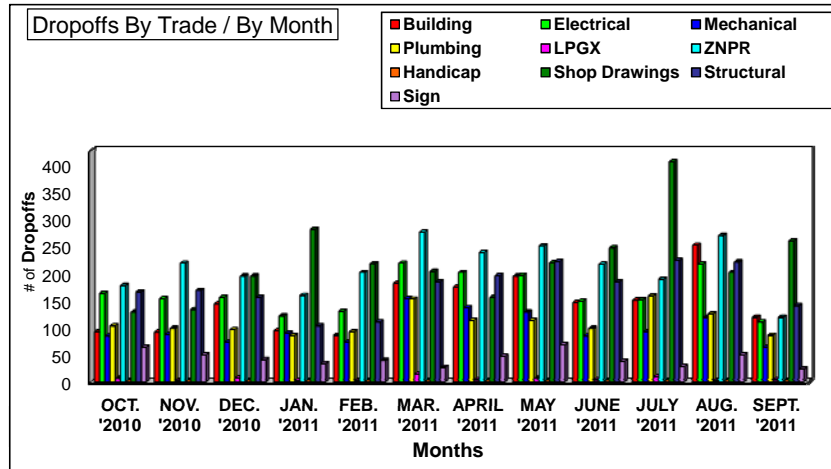
PLANS PROCESSING - DROPOFFS

INITIAL REVIEW ONLY

** Includes Dup Function **

From 10/01/2010 to 09/30/2011

	OCT. '2010	NOV. '2010	DEC. '2010	JAN. '2011	FEB. '2011	MAR. '2011	APRIL '2011	MAY '2011	JUNE '2011	JULY '2011	AUG. '2011	SEPT. '2011	TOTAL YTD	EOY PROJ*
Building	92	91	143	94	86	181	174	194	146	150	251	119	1,721	1,721
Electrical	163	153	155	121	130	218	201	196	148	151	216	110	1,962	1,962
Mechanical	84	87	73	89	73	153	136	128	84	92	119	64	1,182	1,182
Plumbing	103	98	96	85	92	152	113	113	98	158	125	86	1,319	1,319
LPGX	6	3	7	2	3	14	4	6	4	9	3	4	65	65
ZNPR	177	218	194	159	201	275	238	250	216	189	269	119	2,505	2,505
Handicap	0	0	0	0	0	0	0	0	0	0	0	0	0	0
Shop Drawings	128	133	194	280	217	203	155	219	246	404	201	259	2,639	2,639
Structural	165	168	155	103	110	184	195	221	184	223	220	140	2,068	2,068
Sign	64	50	41	34	39	27	47	68	38	28	50	23	509	509
Total Per Month:	982	1,001	1,058	967	951	1,407	1,263	1,395	1,164	1,404	1,454	924	13,970	13,970



Source : Enterprise Technology Services Department
 *EOY PROJ assume remaining months are an average of YTD Total

Data Compiled and Report Produced by the Building and Neighborhood Compliance Department, Computer Services Section