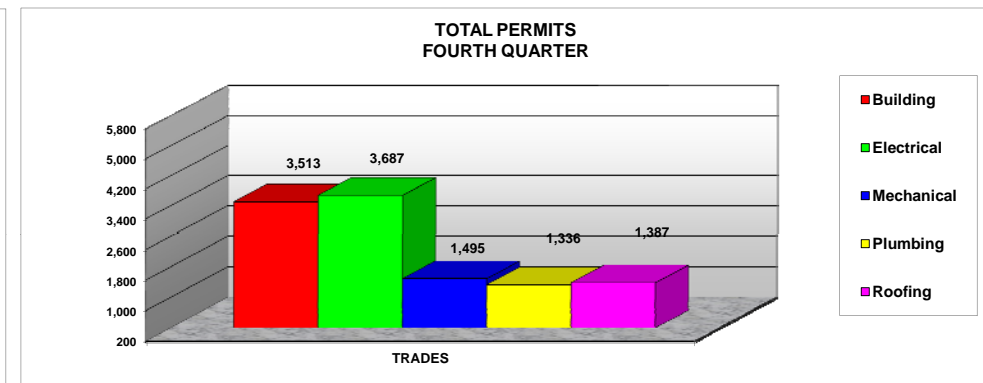
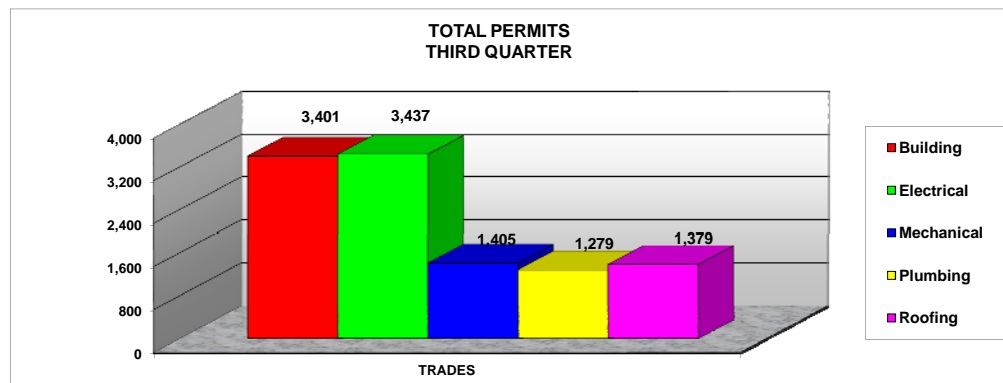
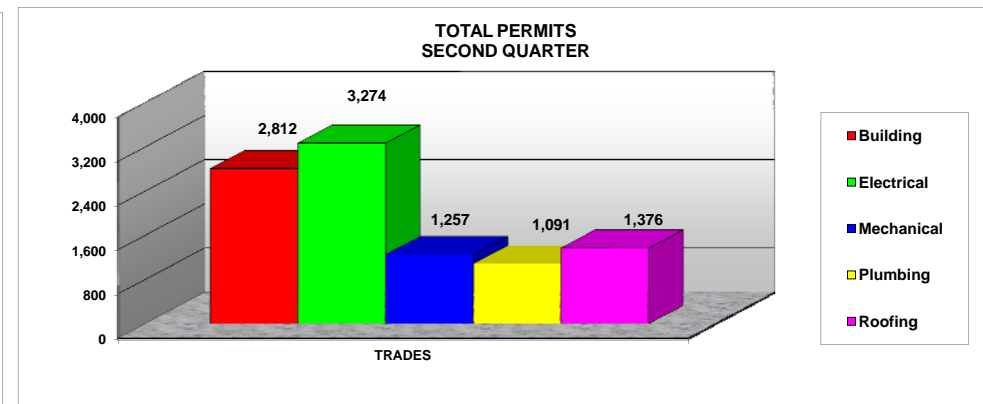
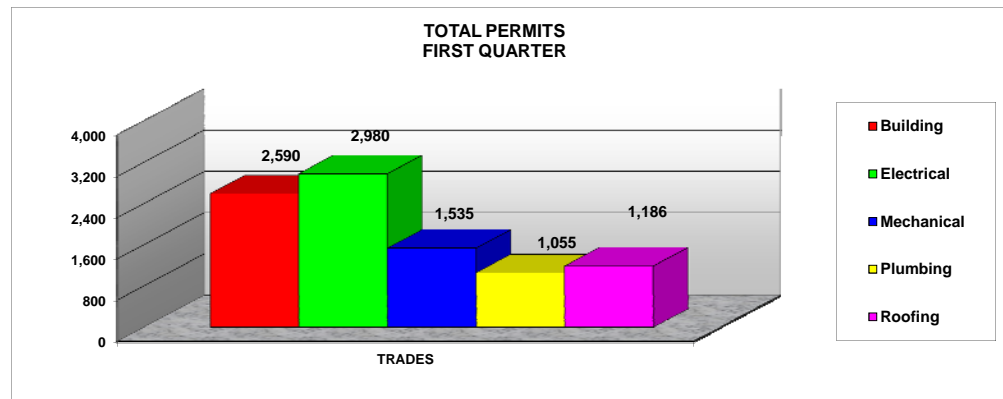


MIAMI-DADE COUNTY BUILDING AND NEIGHBORHOOD COMPLIANCE DEPARTMENT

FY 2010-2011
From October 2010 to September 2011

TRADES	FIRST QUARTER	SECOND QUARTER	THIRD QUARTER	FORUTH QUARTER
	TOTAL	TOTAL	TOTAL	TOTAL
Building	2,590	2,812	3,401	3,513
Electrical	2,980	3,274	3,437	3,687
Mechanical	1,535	1,257	1,405	1,495
Plumbing	1,055	1,091	1,279	1,336
Roofing	1,186	1,376	1,379	1,387
TOTAL	9,346	9,810	10,901	11,418



* Total number of Inspections may vary from monthly reports due to modification of results dates