

MIAMI-DADE COUNTY

DEPARTMENT OF REGULATORY AND ECONOMIC RESOURCES (RER)

PERMIT SERVICES DIVISION

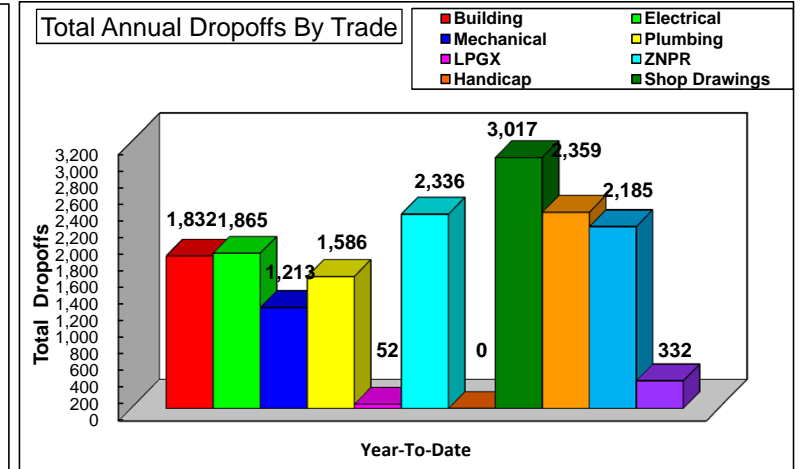
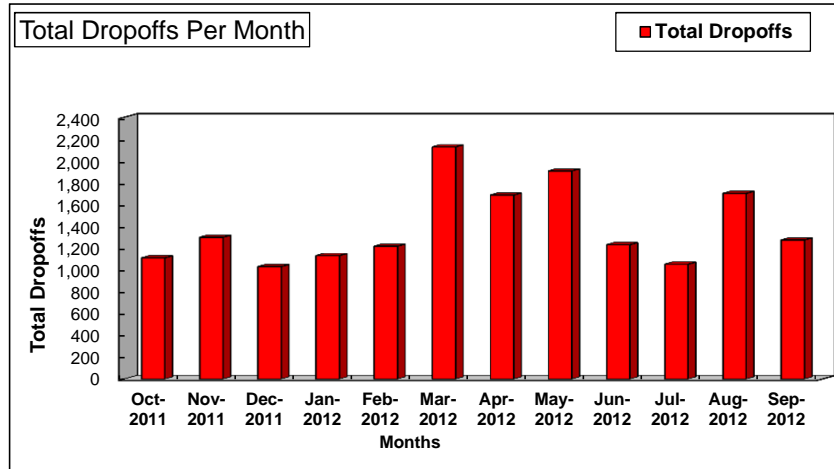
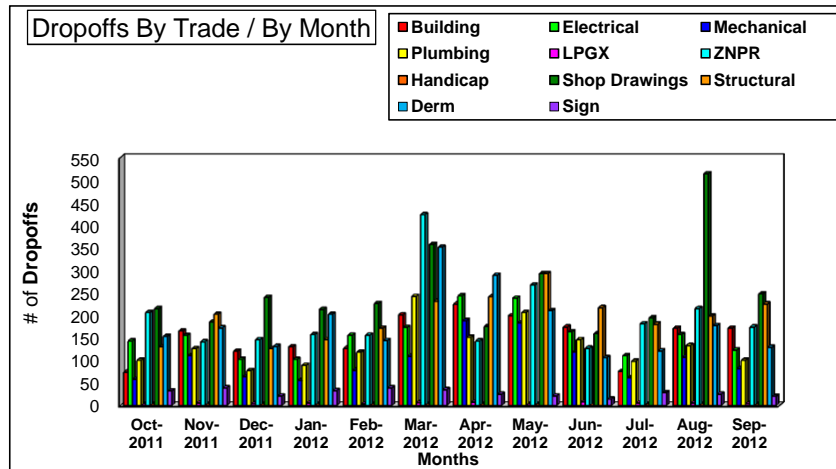
PLANS PROCESSING - DROPOFFS

INITIAL REVIEW ONLY

** Includes Dup Function **

From 10/01/2011 to 09/30/2012

Trades/Reviews	Oct-2011	Nov-2011	Dec-2011	Jan-2012	Feb-2012	Mar-2012	Apr-2012	May-2012	Jun-2012	Jul-2012	Aug-2012	Sep-2012	TOTAL YTD	EOY PROJ*
Building	74	165	120	130	127	201	225	199	174	75	171	171	1,832	1,832
Electrical	143	155	102	102	156	173	243	238	163	110	157	123	1,865	1,865
Mechanical	58	110	64	55	78	109	188	183	118	61	107	82	1,213	1,213
Plumbing	100	126	77	89	118	242	151	206	146	98	133	100	1,586	1,586
LPGX	0	5	4	5	3	6	7	0	8	5	5	4	52	52
ZNPR	206	141	146	157	156	423	143	267	127	181	215	174	2,336	2,336
Handicap	0	0	0	0	0	0	0	0	0	0	0	0	0	0
Shop Drawings	215	185	240	213	226	357	175	292	159	194	514	247	3,017	3,017
Structural	130	202	126	146	171	231	241	292	217	180	198	225	2,359	2,359
Derm	153	172	131	202	144	351	289	210	106	121	177	129	2,185	2,185
Sign	32	39	21	33	39	35	25	21	14	28	25	20	332	332
Total Per Month:	1,111	1,300	1,031	1,132	1,218	2,128	1,687	1,908	1,232	1,053	1,702	1,275	16,777	16,777



Source : Information Technology Department
 *EOY PROJ assume remaining months are an average of YTD Total

Data Compiled and Report Produced by the Department of Regulatory and Economic Resources