

MIAMI-DADE COUNTY

DEPARTMENT OF REGULATORY AND ECONOMIC RESOURCES (RER)

PERMIT SERVICES DIVISION

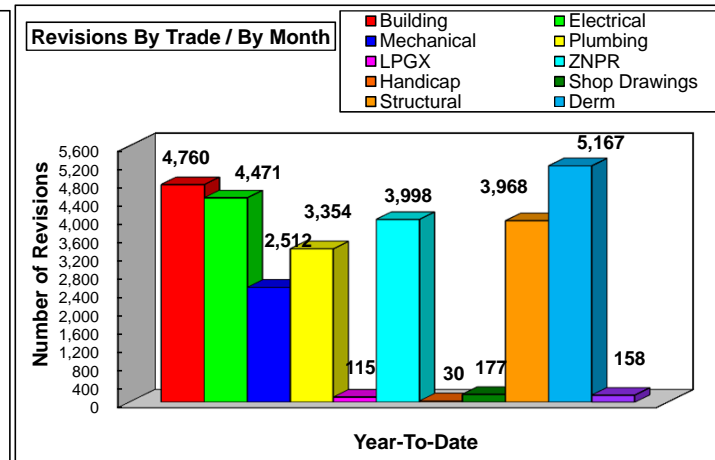
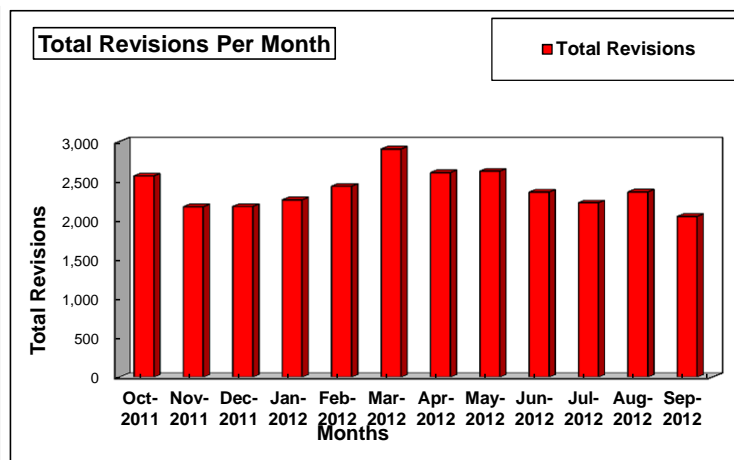
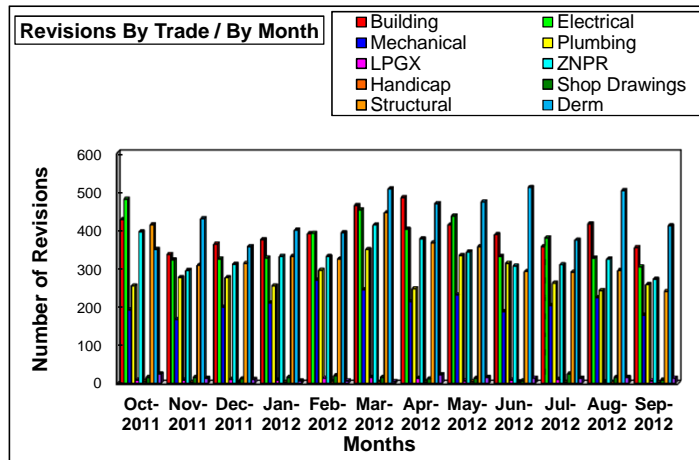
PLANS PROCESSING - REVISIONS

INITIAL REVIEW ONLY

** Includes Dup Function **

From 10/01/2011 to 9/30/2012

Trades/Reviews	Oct-2011	Nov-2011	Dec-2011	Jan-2012	Feb-2012	Mar-2012	Apr-2012	May-2012	Jun-2012	Jul-2012	Aug-2012	Sep-2012	TOTAL YTD	EOY PROJ*
Building	426	336	363	374	390	463	484	412	387	356	415	354	4,760	4,760
Electrical	480	321	324	327	391	452	401	436	330	379	326	304	4,471	4,471
Mechanical	192	167	199	209	269	244	213	231	186	202	223	177	2,512	2,512
Plumbing	254	275	275	254	295	348	247	333	313	261	242	257	3,354	3,354
LPGX	9	9	10	8	14	15	13	7	9	10	4	7	115	115
ZNPR	394	294	310	331	330	412	376	342	306	309	323	271	3,998	3,998
Handicap	5	3	1	3	0	0	3	5	4	3	0	3	30	30
Shop Drawings	16	16	12	16	20	16	12	13	7	25	15	9	177	177
Structural	413	307	313	331	323	444	366	356	291	290	294	240	3,968	3,968
Derm	349	429	356	399	392	506	468	473	510	373	502	410	5,167	5,167
Sign	24	13	10	6	7	5	22	15	14	13	15	14	158	158
Total Per Month:	2,562	2,170	2,173	2,258	2,431	2,905	2,605	2,623	2,357	2,221	2,359	2,046	28,710	28,710



Source : Information Technology Department
 *EOY PROJ assume remaining months are an average of YTD Total

Data Compiled and Report Produced by the Department of Regulatory and Economic Resources