

MIAMI-DADE COUNTY

DEPARTMENT OF REGULATORY AND ECONOMIC RESOURCES (RER)

PERMIT SERVICES DIVISION

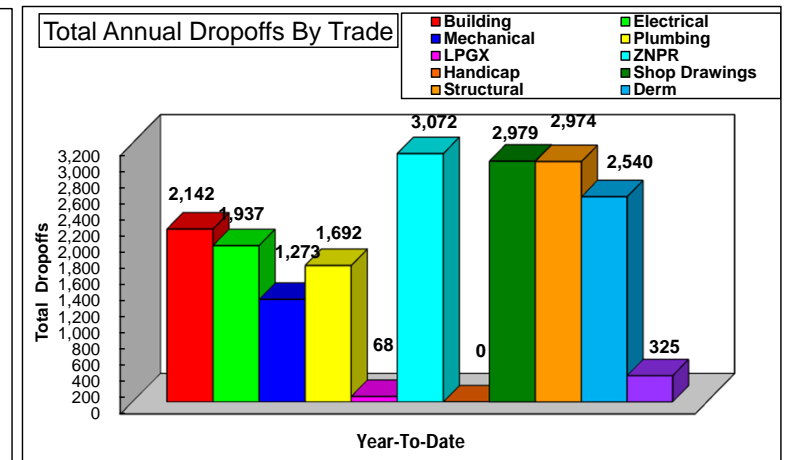
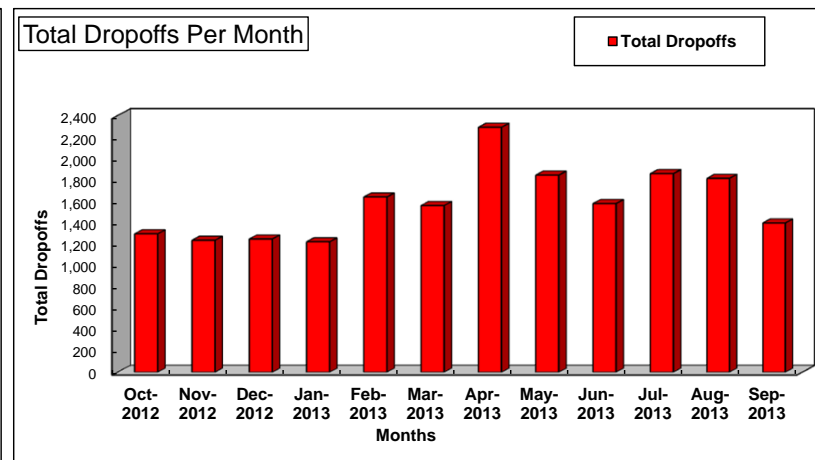
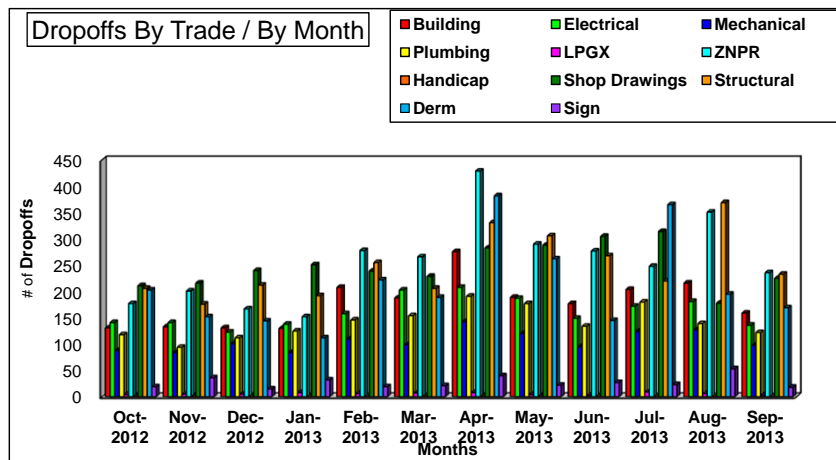
PLANS PROCESSING - DROPOFFS

INITIAL REVIEW ONLY

** Includes Dup Function **

From 10/01/2012 to 09/30/2013

Trades/Reviews	Oct-2012	Nov-2012	Dec-2012	Jan-2013	Feb-2013	Mar-2013	Apr-2013	May-2013	Jun-2013	Jul-2013	Aug-2013	Sep-2013	TOTAL YTD	EOY PROJ*
Building	131	133	131	130	208	188	276	189	177	204	216	159	2,142	2,142
Electrical	141	141	123	138	158	203	208	187	149	172	181	136	1,937	1,937
Mechanical	88	84	101	84	110	99	143	120	95	124	127	98	1,273	1,273
Plumbing	118	94	112	125	146	154	191	177	134	180	139	122	1,692	1,692
LPGX	4	5	5	8	6	7	8	4	3	9	6	3	68	68
ZNPR	177	201	167	152	278	266	429	290	277	248	351	236	3,072	3,072
Handicap	0	0	0	0	0	0	0	0	0	0	0	0	0	0
Shop Drawings	211	216	240	251	239	229	283	288	305	314	178	225	2,979	2,979
Structural	206	176	212	192	255	206	331	306	268	220	369	233	2,974	2,974
Derm	203	152	144	112	222	189	382	262	145	365	195	169	2,540	2,540
Sign	19	36	15	32	19	21	40	22	27	23	53	18	325	325
Total Per Month:	1,298	1,238	1,250	1,224	1,641	1,562	2,291	1,845	1,580	1,859	1,815	1,399	19,002	19,002



Source : Information Technology Department
 *EOY PROJ assume remaining months are an average of YTD Total

Data Compiled and Report Produced by the Department of Regulatory and Economic Resources