

MIAMI-DADE COUNTY

DEPARTMENT OF REGULATORY AND ECONOMIC RESOURCES (RER)

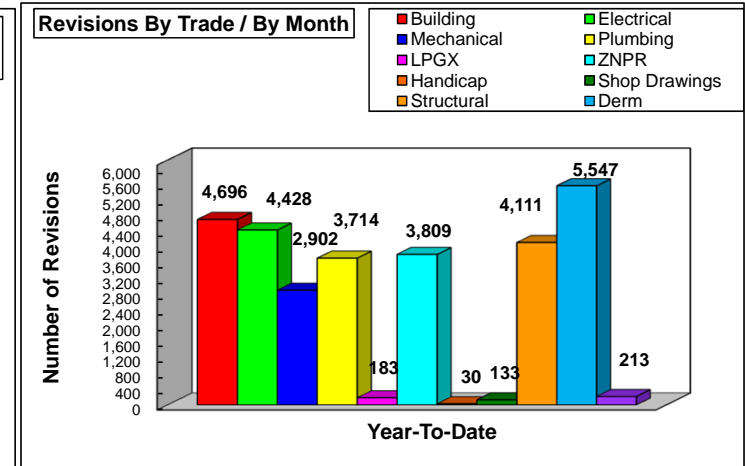
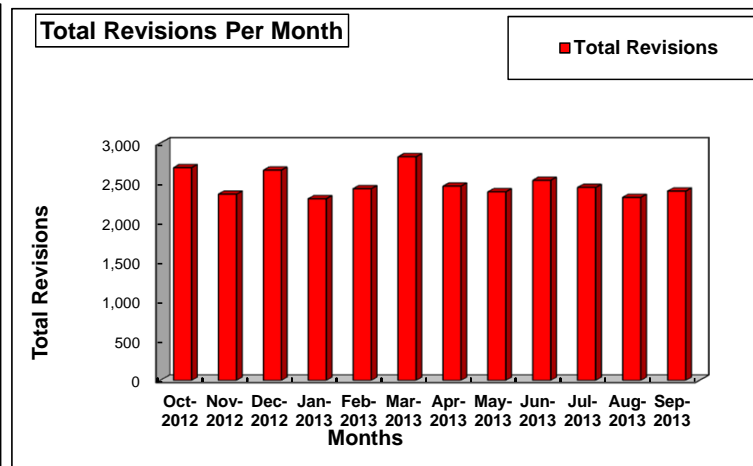
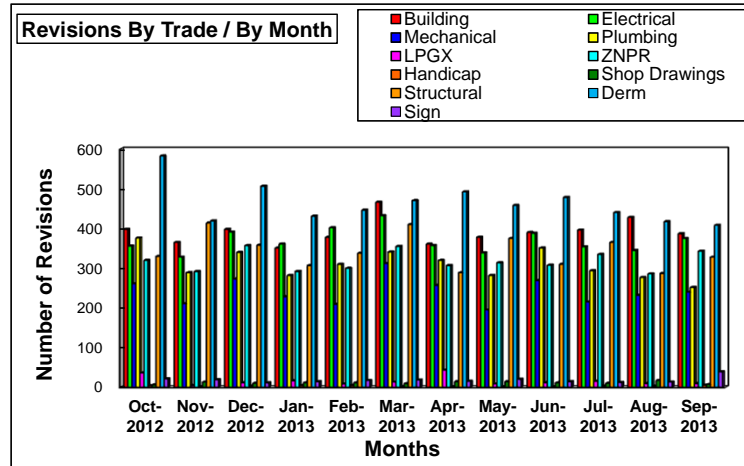
PERMIT SERVICES DIVISION

PLANS PROCESSING - REVISIONS INITIAL REVIEW ONLY

** Includes Dup Function **

From 10/01/2012 to 9/30/2013

Trades/Reviews	Oct-2012	Nov-2012	Dec-2012	Jan-2013	Feb-2013	Mar-2013	Apr-2013	May-2013	Jun-2013	Jul-2013	Aug-2013	Sep-2013	TOTAL YTD	EOY PROJ*	
Building	398	365	398	351	378	466	361	378	390	396	428	387	4,696	4,696	
Electrical	356	328	391	361	402	432	357	339	388	354	345	375	4,428	4,428	
Mechanical	261	211	273	228	209	312	257	195	269	215	232	240	2,902	2,902	
Plumbing	376	289	340	282	310	341	320	282	351	294	277	252	3,714	3,714	
LPGX	36	4	11	16	8	13	43	8	11	15	9	9	183	183	
ZNPR	320	292	357	292	300	355	307	314	308	335	286	343	3,809	3,809	
Handicap	4	1	3	4	4	1	1	1	0	3	3	5	30	30	
Shop Drawings	6	13	10	11	11	9	14	14	11	10	17	7	133	133	
Structural	330	414	358	307	338	410	289	375	310	365	287	328	4,111	4,111	
Derm	582	419	506	431	446	470	492	458	478	440	417	408	5,547	5,547	
Sign	21	19	11	14	17	18	15	20	14	12	13	39	213	213	
Total Per Month:	2,690	2,355	2,658	2,297	2,423	2,827	2,456	2,384	2,530	2,439	2,314	2,393	0	29,766	29,766



Source : Information Technology Department
*EOY PROJ assume remaining months are an average of YTD Total

Data Compiled and Report Produced by the Department of Regulatory and Economic Resources