

MIAMI-DADE COUNTY

DEPARTMENT OF REGULATORY AND ECONOMIC RESOURCES (RER)

PERMIT SERVICES DIVISION

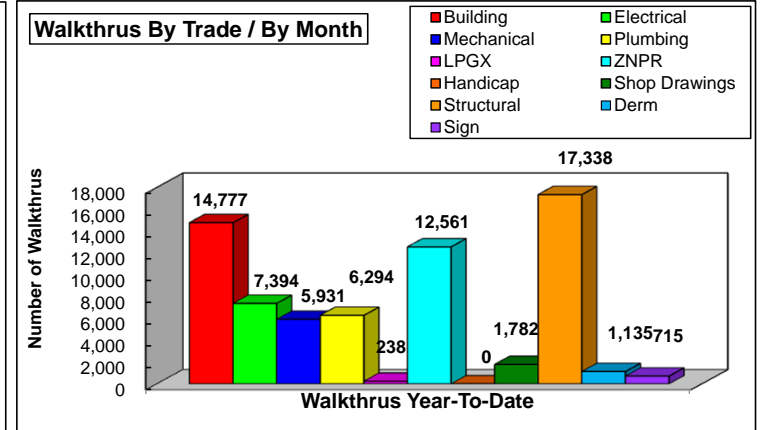
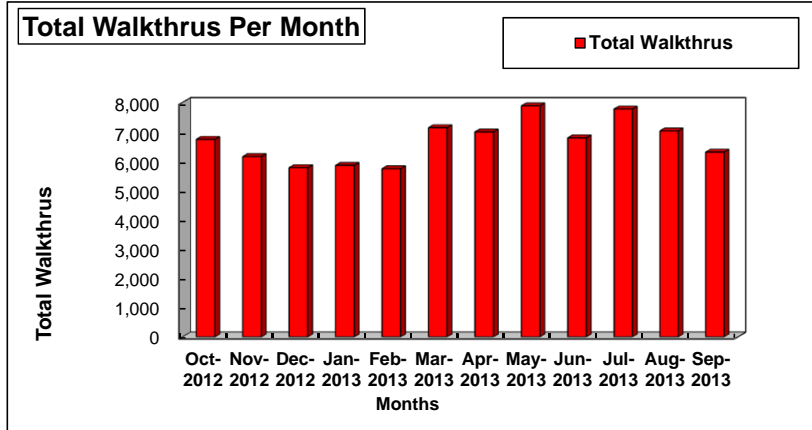
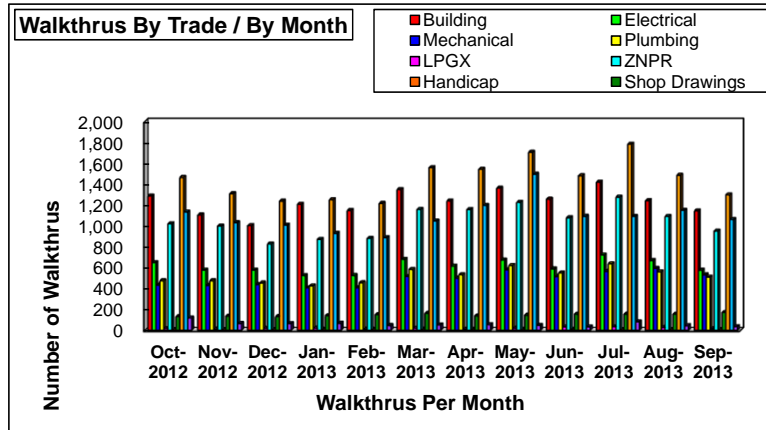
PLANS PROCESSING - WALKTHRU

INITIAL REVIEW ONLY

** Includes Dup Function **

From 10/01/2012 to 9/30/2013

Trades / Reviews	Oct-2012	Nov-2012	Dec-2012	Jan-2013	Feb-2013	Mar-2013	Apr-2013	May-2013	Jun-2013	Jul-2013	Aug-2013	Sep-2013	TOTAL YTD	EOY PROJ*
Building	1,288	1,107	1,005	1,208	1,149	1,349	1,240	1,364	1,258	1,420	1,243	1,146	14,777	14,777
Electrical	650	579	579	526	527	682	616	675	590	723	670	577	7,394	7,394
Mechanical	433	431	440	408	409	518	500	581	516	567	595	533	5,931	5,931
Plumbing	476	476	455	427	457	585	534	622	551	639	561	511	6,294	6,294
LPGX	19	11	19	20	8	20	11	18	33	36	28	15	238	238
ZNPR	1,023	1,002	829	873	884	1,160	1,159	1,228	1,080	1,277	1,093	953	12,561	12,561
Handicap	0	0	0	0	0	0	0	0	0	0	0	0	0	0
Shop Drawings	132	137	133	141	151	164	139	146	155	156	156	172	1,782	1,782
Structural	1,465	1,310	1,239	1,252	1,218	1,558	1,543	1,705	1,482	1,782	1,486	1,298	17,338	17,338
Derm	1,135	1,034	1,010	931	890	1,050	1,198	1,496	1,095	1,094	1,152	1,064	13,149	13,149
Sign	119	66	65	68	47	52	54	48	33	82	45	36	715	715
Total Per Month:	6,740	6,153	5,774	5,854	5,740	7,138	6,994	7,883	6,793	7,776	7,029	6,305	80,179	80,179



Source : Information Technology Department
 *EOY PROJ assume remaining months are an average of YTD Total

Data Compiled and Produced by the Department of Regulatory and Economic Resources