

**MIAMI-DADE COUNTY**  
**DEPARTMENT OF REGULATORY AND ECONOMIC RESOURCES (RER)**  
**Business Plan**  
**PLANS TRACKING INITIAL REVIEW**  
**From OCTOBER 2014 To SEPTEMBER 2015**

	OCT				NOV				DEC			
	Total # of Plans Reviewed (RER Trades)	Total # of Plans Late (RER Trades)	Percentage of Plans Completed On Time (RER Plans)	Percentage of Plans Late (RER Plans)	Total # of Plans Reviewed (RER Trades)	Total # of Plans Late (RER Trades)	Percentage of Plans Completed On Time (RER Plans)	Percentage of Plans Late (RER Plans)	Total # of Plans Reviewed (RER Trades)	Total # of Plans Late (RER Trades)	Percentage of Plans Completed On Time (RER Plans)	Percentage of Plans Late (RER Plans)
COMMERCIAL	1,315	0	100.00%	0.00%	1,758	1	99.94%	0.06%	1,851	1	99.95%	0.05%
RESIDENTIAL	355	3	99.15%	0.85%	1,539	3	99.81%	0.19%	1,642	10	99.39%	0.61%
<b>Total</b>	<b>1,670</b>	<b>3</b>	<b>99.82%</b>	<b>0.18%</b>	<b>3,297</b>	<b>4</b>	<b>99.88%</b>	<b>0.12%</b>	<b>3,493</b>	<b>11</b>	<b>99.69%</b>	<b>0.31%</b>

	JAN				FEB				MAR			
	Total # of Plans Reviewed (RER Trades)	Total # of Plans Late (RER Trades)	Percentage of Plans Completed On Time (RER Plans)	Percentage of Plans Late (RER Plans)	Total # of Plans Reviewed (RER Trades)	Total # of Plans Late (RER Trades)	Percentage of Plans Completed On Time (RER Plans)	Percentage of Plans Late (RER Plans)	Total # of Plans Reviewed (RER Trades)	Total # of Plans Late (RER Trades)	Percentage of Plans Completed On Time (RER Plans)	Percentage of Plans Late (RER Plans)
COMMERCIAL	1,843	1	99.95%	0.05%	2,189	2	99.91%	0.09%	2,281	0	100.00%	0.00%
RESIDENTIAL	1,387	12	99.13%	0.87%	1,445	9	99.38%	0.62%	1,850	6	99.68%	0.32%
<b>Total</b>	<b>3,230</b>	<b>13</b>	<b>99.60%</b>	<b>0.40%</b>	<b>3,634</b>	<b>11</b>	<b>99.70%</b>	<b>0.30%</b>	<b>4,131</b>	<b>6</b>	<b>99.85%</b>	<b>0.15%</b>

	APR				MAY				JUN			
	Total # of Plans Reviewed (RER Trades)	Total # of Plans Late (RER Trades)	Percentage of Plans Completed On Time (RER Plans)	Percentage of Plans Late (RER Plans)	Total # of Plans Reviewed (RER Trades)	Total # of Plans Late (RER Trades)	Percentage of Plans Completed On Time (RER Plans)	Percentage of Plans Late (RER Plans)	Total # of Plans Reviewed (RER Trades)	Total # of Plans Late (RER Trades)	Percentage of Plans Completed On Time (RER Plans)	Percentage of Plans Late (RER Plans)
COMMERCIAL	2,457	2	99.92%	0.08%	2,257	2	99.91%	0.09%	2,391	2	99.92%	0.08%
RESIDENTIAL	1,904	11	99.42%	0.58%	1,773	4	99.77%	0.23%	1,858	7	99.62%	0.38%
<b>Total</b>	<b>4,361</b>	<b>13</b>	<b>99.70%</b>	<b>0.30%</b>	<b>4,030</b>	<b>6</b>	<b>99.85%</b>	<b>0.15%</b>	<b>4,249</b>	<b>9</b>	<b>99.79%</b>	<b>0.21%</b>

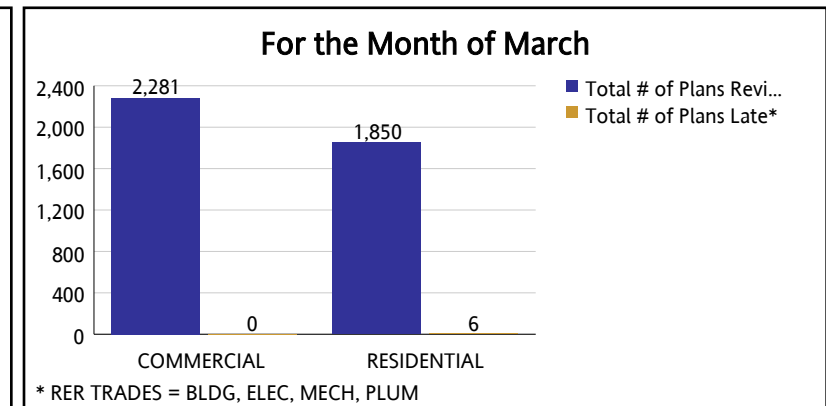
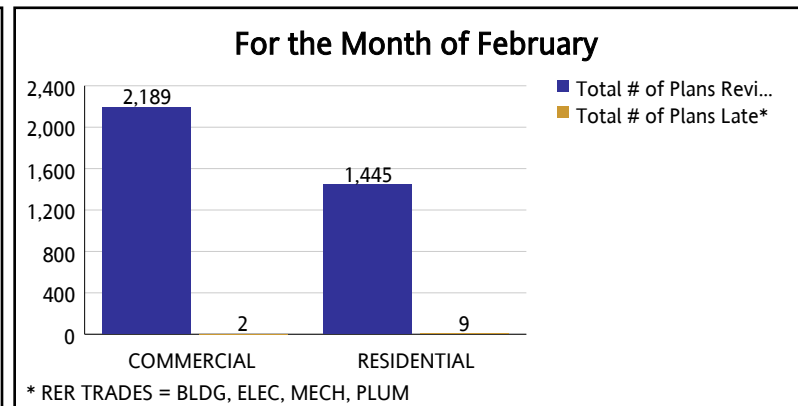
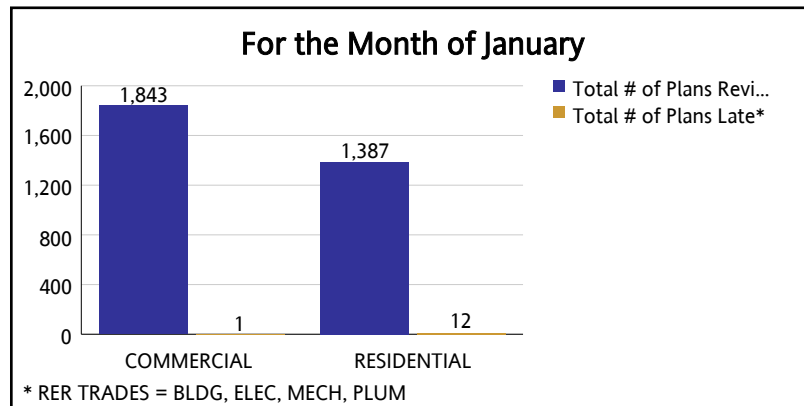
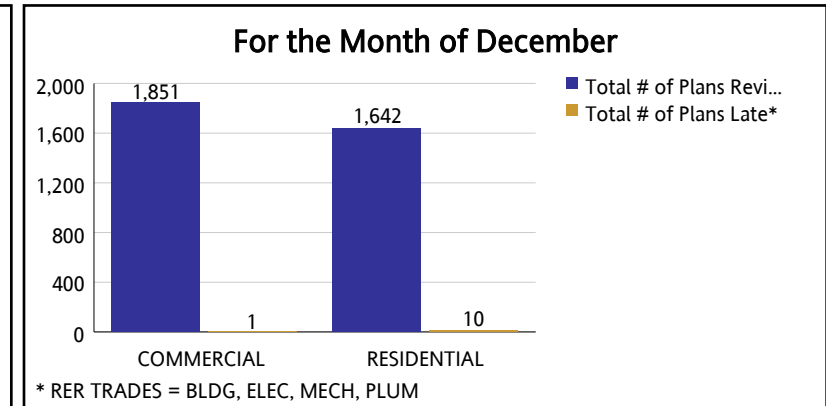
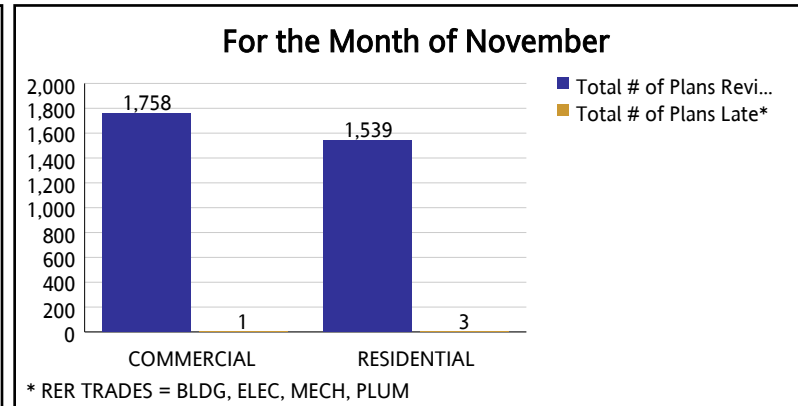
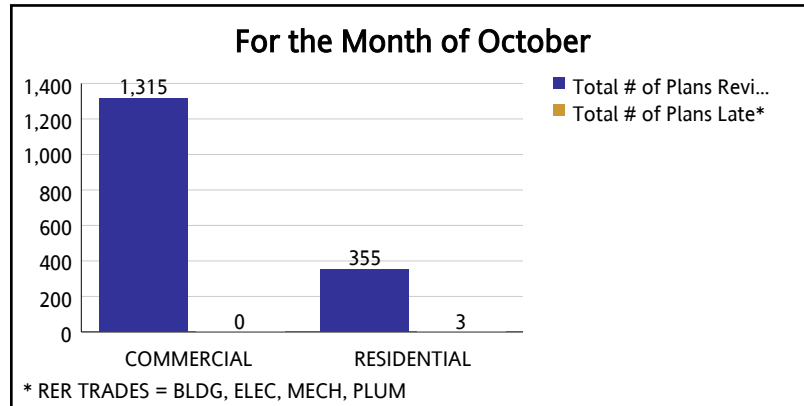
	JUL				AUG				SEPT			
	Total # of Plans Reviewed (RER Trades)	Total # of Plans Late (RER Trades)	Percentage of Plans Completed On Time (RER Plans)	Percentage of Plans Late (RER Plans)	Total # of Plans Reviewed (RER Trades)	Total # of Plans Late (RER Trades)	Percentage of Plans Completed On Time (RER Plans)	Percentage of Plans Late (RER Plans)	Total # of Plans Reviewed (RER Trades)	Total # of Plans Late (RER Trades)	Percentage of Plans Completed On Time (RER Plans)	Percentage of Plans Late (RER Plans)
COMMERCIAL	2,574	2	99.92%	0.08%	2,304	5	99.78%	0.22%	2,212	2	99.91%	0.09%
RESIDENTIAL	1,899	10	99.47%	0.53%	1,877	20	98.93%	1.07%	1,852	13	99.30%	0.70%
<b>Total</b>	<b>4,473</b>	<b>12</b>	<b>99.73%</b>	<b>0.27%</b>	<b>4,181</b>	<b>25</b>	<b>99.40%</b>	<b>0.60%</b>	<b>4,064</b>	<b>15</b>	<b>99.63%</b>	<b>0.37%</b>

**MIAMI-DADE COUNTY**  
**DEPARTMENT OF REGULATORY AND ECONOMIC RESOURCES (RER)**

**Business Plan**

**PLANS TRACKING INITIAL REVIEW**

From OCTOBER 2014 To SEPTEMBER 2015



**MIAMI-DADE COUNTY**  
**DEPARTMENT OF REGULATORY AND ECONOMIC RESOURCES (RER)**

**Business Plan**  
**PLANS TRACKING INITIAL REVIEW**  
 From OCTOBER 2014 To SEPTEMBER 2015

