

# Miami-Dade County

## DEPARTMENT OF REGULATORY AND ECONOMIC RESOURCES (RER)

*Total Permits Issued by Trade*

**FY: 2014 / 2015**

From October 2014 To September 2015

TRADE	FIRST QUARTER
	#PERMITS ISSUED
Building	3,582
Electrical	2,757
LPGX	38
Mechanical	1,617
Plumbing	1,362
Roofing	1,708
Sign	241
<b>Total</b>	<b>11,305</b>

TRADE	SECOND QUARTER
	#PERMITS ISSUED
Building	3,726
Electrical	3,076
LPGX	52
Mechanical	1,589
Plumbing	1,684
Roofing	1,916
Sign	232
<b>Total</b>	<b>12,275</b>

TRADE	THIRD QUARTER
	#PERMITS ISSUED
Building	1,392
Electrical	1,134
LPGX	16
Mechanical	560
Plumbing	577
Roofing	670
Sign	67
<b>Total</b>	<b>4,416</b>

TRADE	FOURTH QUARTER
	#PERMITS ISSUED
Building	2,811
Electrical	2,087
LPGX	33
Mechanical	1,049
Plumbing	992
Roofing	1,101
Sign	150
<b>Total</b>	<b>8,223</b>

# Miami-Dade County

## DEPARTMENT OF REGULATORY AND ECONOMIC RESOURCES (RER)

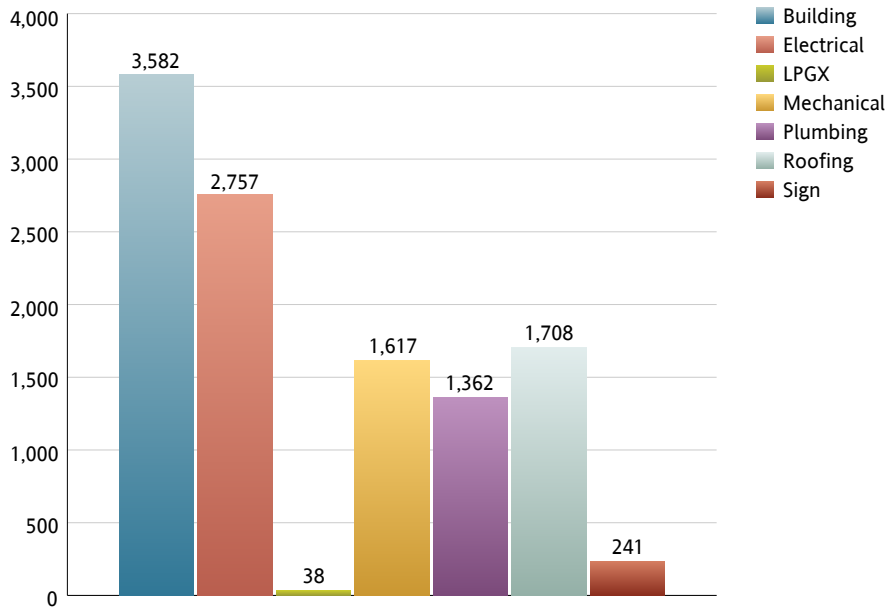
*Total Permits Issued by Trade*

**FY: 2014 / 2015**

From October 2014 To September 2015

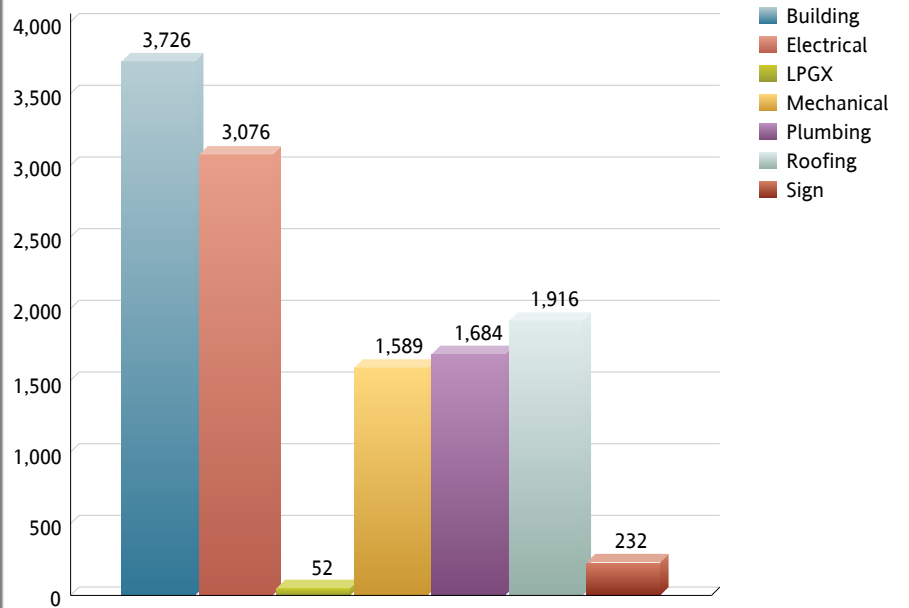
### Permits Issued - First Quarter

FY: 2014 / 2015 Total: 11,305



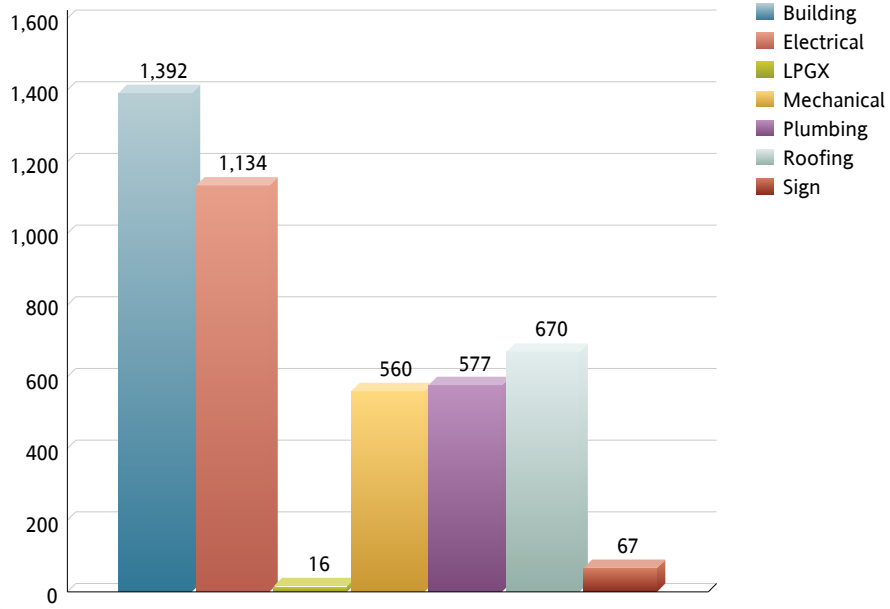
### Permits Issued - Second Quarter

FY: 2014 / 2015 Total: 12,275



### Permits Issued - Third Quarter

FY: 2014 / 2015 Total: 4,416



### Permits Issued - Fourth Quarter

FY: 2014 / 2015 Total: 8,223

