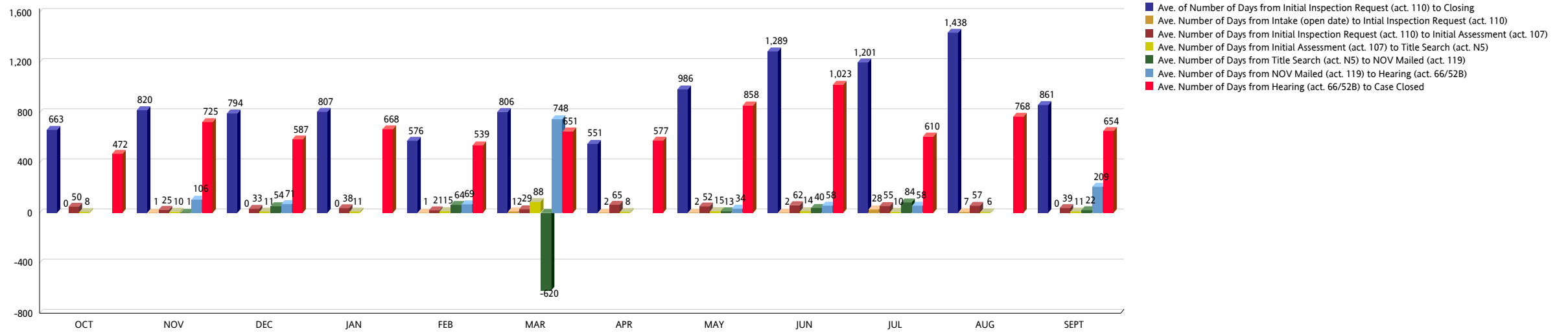


MIAMI-DADE COUNTY
DEPARTMENT OF REGULATORY AND ECONOMIC RESOURCES (RER)
UNSAFE STRUCTURES MEASURES - RESIDENTIAL
From OCTOBER 2014 To SEPTEMBER 2015

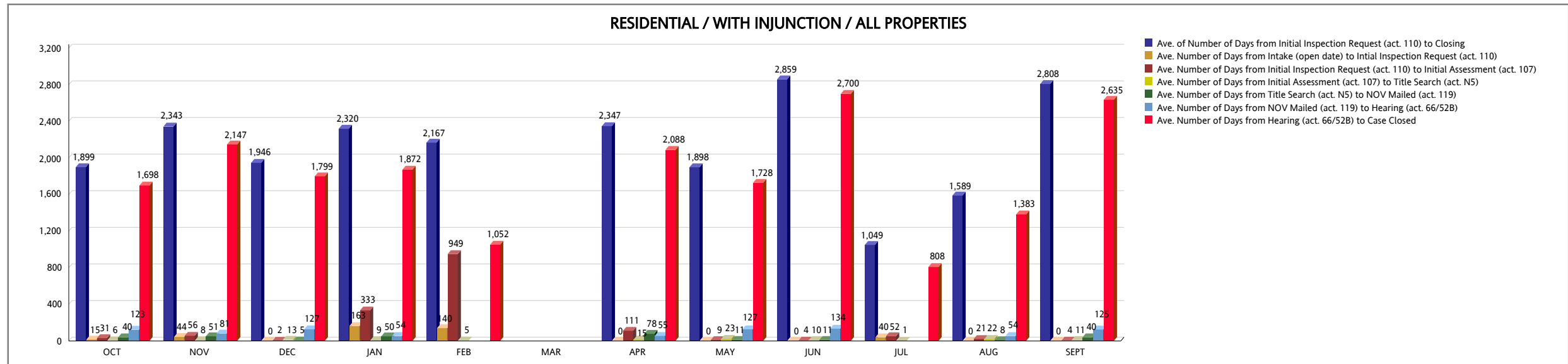
| RESIDENTIAL NO INJUNCTION (ALL PROPERTIES) | OCT | NOV | DEC | JAN | FEB | MAR | APR | MAY | JUN | JUL | AUG | SEPT | YTD TOTAL |
|--|-----|-----|-----|-----|-----|------|-----|-----|-------|-------|-------|------|-----------|
| Ave. Number of Days from Intake (open date) to Intial Inspection Request (act. 110) | 0 | 1 | 0 | 0 | 1 | 12 | 2 | 2 | 2 | 28 | 7 | 0 | 55 |
| Number of Cases from Intake (open date) to Intial Inspection Request (act. 110) | 15 | 11 | 26 | 6 | 25 | 19 | 8 | 10 | 16 | 15 | 8 | 31 | 190 |
| Ave. of Number of Days from Initial Inspection Request (act. 110) to Closing | 663 | 820 | 794 | 807 | 576 | 806 | 551 | 986 | 1,289 | 1,201 | 1,438 | 861 | 10,792 |
| Number of Cases from Initial Inspection Request (act. 110) to Closing | 15 | 11 | 26 | 6 | 25 | 19 | 8 | 10 | 16 | 15 | 8 | 31 | 190 |
| Ave. Number of Days from Initial Inspection Request (act. 110) to Initial Assessment (act. 107) | 50 | 25 | 33 | 38 | 21 | 29 | 65 | 52 | 62 | 55 | 57 | 39 | 526 |
| Number of Cases Closed from Initial Inspection Request (act. 110) to Initial Assessment (act. 107) | 14 | 11 | 24 | 6 | 23 | 18 | 6 | 10 | 15 | 13 | 6 | 30 | 176 |
| Ave. Number of Days from Initial Assessment (act. 107) to Title Search (act. N5) | 8 | 10 | 11 | 11 | 15 | 88 | 8 | 15 | 14 | 10 | 6 | 11 | 207 |
| Number of Cases from Initial Assessment (act. 107) to Title Search (act. N5) | 14 | 11 | 24 | 6 | 23 | 18 | 6 | 10 | 15 | 13 | 6 | 30 | 176 |
| Ave. Number of Days from Title Search (act. N5) to NOV Mailed (act. 119) | 0 | 1 | 54 | 0 | 64 | -620 | 0 | 13 | 40 | 84 | 0 | 22 | -342 |
| Number of Cases from Title Search (act. N5) to NOV Mailed | 0 | 1 | 2 | 0 | 3 | 2 | 0 | 1 | 3 | 1 | 0 | 1 | 14 |
| Ave. Number of Days from NOV Mailed (act. 119) to Hearing (act. 66/52B) | 0 | 106 | 71 | 0 | 69 | 748 | 0 | 34 | 58 | 58 | 0 | 209 | 1,353 |
| Number of Cases from NOV Mailed (act. 119) to Hearing (act. 66/52B) | 0 | 1 | 2 | 0 | 3 | 2 | 0 | 1 | 3 | 1 | 0 | 1 | 14 |
| Ave. Number of Days from Hearing (act. 66/52B) to Case Closed | 472 | 725 | 587 | 668 | 539 | 651 | 577 | 858 | 1,023 | 610 | 768 | 654 | 8,132 |
| Number of Cases from Hearing (act. 66/52B) to Case Closed | 13 | 9 | 22 | 5 | 18 | 15 | 5 | 8 | 14 | 12 | 6 | 26 | 153 |

RESIDENTIAL / NO INJUNCTION / ALL PROPERTIES



MIAMI-DADE COUNTY
DEPARTMENT OF REGULATORY AND ECONOMIC RESOURCES (RER)
UNSAFE STRUCTURES MEASURES - RESIDENTIAL
From OCTOBER 2014 To SEPTEMBER 2015

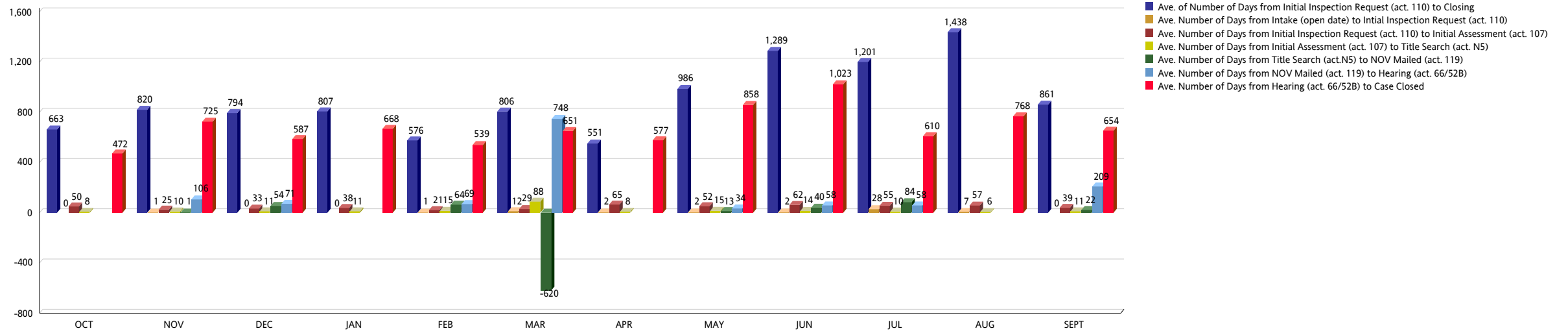
| RESIDENTIAL WITH INJUNCTION (ALL PROPERTIES) | OCT | NOV | DEC | JAN | FEB | MAR | APR | MAY | JUN | JUL | AUG | SEPT | YTD TOTAL |
|--|-------|-------|-------|-------|-------|-----|-------|-------|-------|-------|-------|-------|-----------|
| Ave. Number of Days from Intake (open date) to Initial Inspection Request (act. 110) | 15 | 44 | 0 | 163 | 140 | 0 | 0 | 0 | 0 | 40 | 0 | 0 | 402 |
| Number of Cases from Intake (open date) to Initial Inspection Request (act. 110) | 4 | 2 | 1 | 2 | 1 | 0 | 1 | 1 | 1 | 1 | 2 | 5 | 21 |
| Ave. of Number of Days from Initial Inspection Request (act. 110) to Closing | 1,899 | 2,343 | 1,946 | 2,320 | 2,167 | 0 | 2,347 | 1,898 | 2,859 | 1,049 | 1,589 | 2,808 | 23,225 |
| Number of Cases from Initial Inspection Request (act. 110) to Closing | 4 | 2 | 1 | 2 | 1 | 0 | 1 | 1 | 1 | 1 | 2 | 5 | 21 |
| Ave. Number of Days from Initial Inspection Request (act. 110) to Initial Assessment (act. 107) | 31 | 56 | 2 | 333 | 949 | 0 | 111 | 9 | 4 | 52 | 21 | 4 | 1,572 |
| Number of Cases Closed from Initial Inspection Request (act. 110) to Initial Assessment (act. 107) | 4 | 2 | 1 | 2 | 1 | 0 | 1 | 1 | 1 | 1 | 2 | 5 | 21 |
| Ave. Number of Days from Initial Assessment (act. 107) to Title Search (act. N5) | 6 | 8 | 13 | 9 | 5 | 0 | 15 | 23 | 10 | 1 | 22 | 11 | 123 |
| Number of Cases from Initial Assessment (act. 107) to Title Search (act. N5) | 3 | 2 | 1 | 2 | 1 | 0 | 1 | 1 | 1 | 1 | 2 | 4 | 19 |
| Ave. Number of Days from Title Search (act. N5) to NOV Mailed (act. 119) | 40 | 51 | 5 | 50 | 0 | 0 | 78 | 11 | 11 | 0 | 8 | 40 | 294 |
| Number of Cases from Title Search (act. N5) to NOV Mailed (act. 119) | 2 | 2 | 1 | 2 | 0 | 0 | 1 | 1 | 1 | 0 | 1 | 4 | 15 |
| Ave. Number of Days from NOV Mailed (act. 119) to Hearing (act. 66/52B) | 123 | 81 | 127 | 54 | 0 | 0 | 55 | 127 | 134 | 0 | 54 | 125 | 880 |
| Number of Cases from NOV Mailed (act. 119) to Hearing (act. 66/52B) | 3 | 2 | 1 | 2 | 0 | 0 | 1 | 1 | 1 | 0 | 1 | 5 | 17 |
| Ave. Number of Days from Hearing (act. 66/52B) to Case Closed | 1,698 | 2,147 | 1,799 | 1,872 | 1,052 | 0 | 2,088 | 1,728 | 2,700 | 808 | 1,383 | 2,635 | 19,910 |
| Number of Cases from Hearing (act. 66/52B) to Case Closed | 4 | 2 | 1 | 2 | 1 | 0 | 1 | 1 | 1 | 1 | 2 | 5 | 21 |



MIAMI-DADE COUNTY
DEPARTMENT OF REGULATORY AND ECONOMIC RESOURCES (RER)
UNSAFE STRUCTURES MEASURES - RESIDENTIAL
From OCTOBER 2014 To SEPTEMBER 2015

| RESIDENTIAL NO INJUNCTION (EXCLUDING COUNTY PROPERTIES) | OCT | NOV | DEC | JAN | FEB | MAR | APR | MAY | JUN | JUL | AUG | SEPT | YTD TOTAL |
|---|-----|-----|-----|-----|-----|------|-----|-----|-------|-------|-------|------|-----------|
| Ave. Number of Days from Intake (open date) to Intial Inspection Request (act. 110) | 0 | 1 | 0 | 0 | 1 | 12 | 2 | 2 | 2 | 28 | 7 | 0 | 55 |
| Number of Cases from Intake (open date) to Intial Inspection Request (act. 110) | 15 | 11 | 26 | 6 | 25 | 19 | 8 | 10 | 16 | 15 | 8 | 31 | 190 |
| Ave. of Number of Days from Initial Inspection Request (act. 110) to Closing | 663 | 820 | 794 | 807 | 576 | 806 | 551 | 986 | 1,289 | 1,201 | 1,438 | 861 | 10,792 |
| Number of Cases from Initial Inspection Request (act. 110) to Closing | 15 | 11 | 26 | 6 | 25 | 19 | 8 | 10 | 16 | 15 | 8 | 31 | 190 |
| Ave. Number of Days from Initial Inspection Request (act. 110) to Initial Assessment (act. 107) | 50 | 25 | 33 | 38 | 21 | 29 | 65 | 52 | 62 | 55 | 57 | 39 | 526 |
| Number of Cases from Initial Inspection Request (act. 110) to Initial Assessment (act. 107) | 14 | 11 | 24 | 6 | 23 | 18 | 6 | 10 | 15 | 13 | 6 | 30 | 176 |
| Ave. Number of Days from Initial Assessment (act. 107) to Title Search (act. N5) | 8 | 10 | 11 | 11 | 15 | 88 | 8 | 15 | 14 | 10 | 6 | 11 | 207 |
| Number of Cases from Initial Assessment (act. 107) to Title Search (act. N5) | 14 | 11 | 24 | 6 | 23 | 18 | 6 | 10 | 15 | 13 | 6 | 30 | 176 |
| Ave. Number of Days from Title Search (act.N5) to NOV Mailed (act. 119) | 0 | 1 | 54 | 0 | 64 | -620 | 0 | 13 | 40 | 84 | 0 | 22 | -342 |
| Number of Cases from Title Search (act. N5) to NOV Mailed (act. 119) | 0 | 1 | 2 | 0 | 3 | 2 | 0 | 1 | 3 | 1 | 0 | 1 | 14 |
| Ave. Number of Days from NOV Mailed (act. 119) to Hearing (act. 66/52B) | 0 | 106 | 71 | 0 | 69 | 748 | 0 | 34 | 58 | 58 | 0 | 209 | 1,353 |
| Number of Cases from NOV Mailed (act. 119) to Hearing (act. 66/52B) | 0 | 1 | 2 | 0 | 3 | 2 | 0 | 1 | 3 | 1 | 0 | 1 | 14 |
| Ave. Number of Days from Hearing (act. 66/52B) to Case Closed | 472 | 725 | 587 | 668 | 539 | 651 | 577 | 858 | 1,023 | 610 | 768 | 654 | 8,132 |
| Number of Cases from Hearing (act. 66/52B) to Case Closed | 13 | 9 | 22 | 5 | 18 | 15 | 5 | 8 | 14 | 12 | 6 | 26 | 153 |

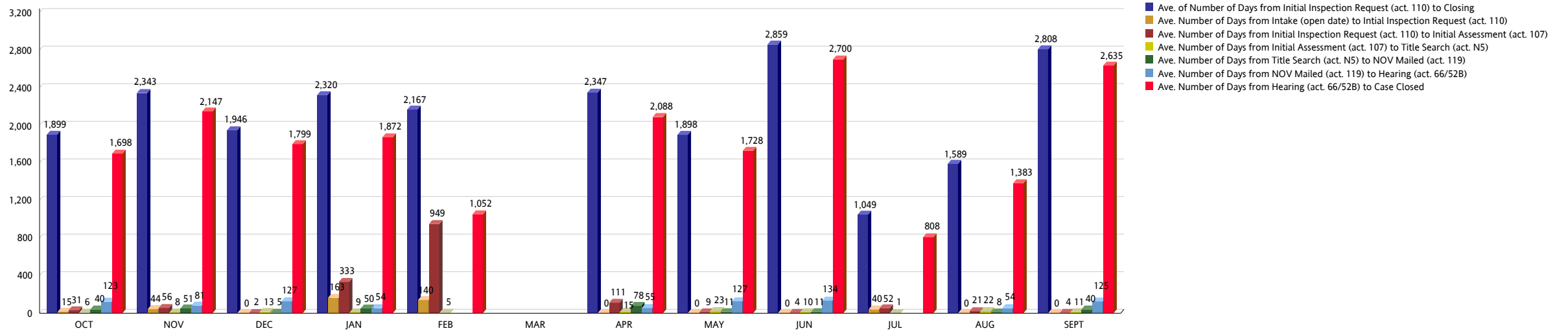
RESIDENTIAL / NO INJUNCTION / EXCLUDING COUNTY PROPERTIES



MIAMI-DADE COUNTY
DEPARTMENT OF REGULATORY AND ECONOMIC RESOURCES (RER)
UNSAFE STRUCTURES MEASURES - RESIDENTIAL
From OCTOBER 2014 To SEPTEMBER 2015

| RESIDENTIAL WITH INJUNCTION (EXCLUDING COUNTY PROPERTIES) | OCT | NOV | DEC | JAN | FEB | MAR | APR | MAY | JUN | JUL | AUG | SEPT | YTD TOTAL |
|--|-------|-------|-------|-------|-------|-----|-------|-------|-------|-------|-------|-------|-----------|
| Ave. Number of Days from Intake (open date) to Initial Inspection Request (act. 110) | 15 | 44 | 0 | 163 | 140 | 0 | 0 | 0 | 0 | 40 | 0 | 0 | 402 |
| Number of Cases from Intake (open date) to Initial Inspection Request (act. 110) | 4 | 2 | 1 | 2 | 1 | 0 | 1 | 1 | 1 | 1 | 2 | 5 | 21 |
| Ave. of Number of Days from Initial Inspection Request (act. 110) to Closing | 1,899 | 2,343 | 1,946 | 2,320 | 2,167 | 0 | 2,347 | 1,898 | 2,859 | 1,049 | 1,589 | 2,808 | 23,225 |
| Number of Cases from Initial Inspection Request (act. 110) to Closing | 4 | 2 | 1 | 2 | 1 | 0 | 1 | 1 | 1 | 1 | 2 | 5 | 21 |
| Ave. Number of Days from Initial Inspection Request (act. 110) to Initial Assessment (act. 107) | 31 | 56 | 2 | 333 | 949 | 0 | 111 | 9 | 4 | 52 | 21 | 4 | 1,572 |
| Number of Cases Closed from Initial Inspection Request (act. 110) to Initial Assessment (act. 107) | 4 | 2 | 1 | 2 | 1 | 0 | 1 | 1 | 1 | 1 | 2 | 5 | 21 |
| Ave. Number of Days from Initial Assessment (act. 107) to Title Search (act. N5) | 6 | 8 | 13 | 9 | 5 | 0 | 15 | 23 | 10 | 1 | 22 | 11 | 123 |
| Number of Cases from Initial Assessment (act. 107) to Title Search (act. N5) | 3 | 2 | 1 | 2 | 1 | 0 | 1 | 1 | 1 | 1 | 2 | 4 | 19 |
| Ave. Number of Days from Title Search (act. N5) to NOV Mailed (act. 119) | 40 | 51 | 5 | 50 | 0 | 0 | 78 | 11 | 11 | 0 | 8 | 40 | 294 |
| Number of Cases from Title Search (act. N5) to NOV Mailed | 2 | 2 | 1 | 2 | 0 | 0 | 1 | 1 | 1 | 0 | 1 | 4 | 15 |
| Ave. Number of Days from NOV Mailed (act. 119) to Hearing (act. 66/52B) | 123 | 81 | 127 | 54 | 0 | 0 | 55 | 127 | 134 | 0 | 54 | 125 | 880 |
| Number of Cases from NOV Mailed (act. 119) to Hearing (act. 66/52B) | 3 | 2 | 1 | 2 | 0 | 0 | 1 | 1 | 1 | 0 | 1 | 5 | 17 |
| Ave. Number of Days from Hearing (act. 66/52B) to Case Closed | 1,698 | 2,147 | 1,799 | 1,872 | 1,052 | 0 | 2,088 | 1,728 | 2,700 | 808 | 1,383 | 2,635 | 19,910 |
| Number of Cases from Hearing (act. 66/52B) to Case Closed | 4 | 2 | 1 | 2 | 1 | 0 | 1 | 1 | 1 | 1 | 2 | 5 | 21 |

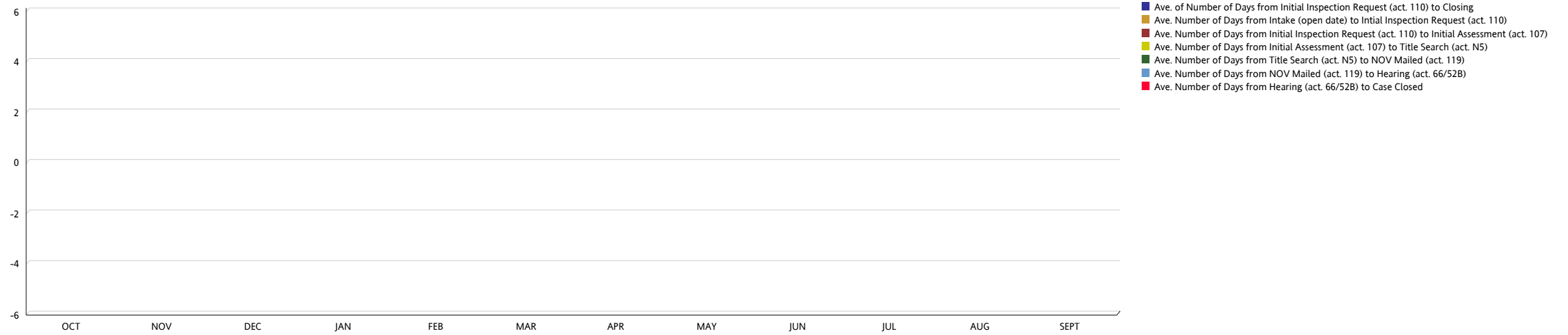
RESIDENTIAL / WITH INJUNCTION / EXCLUDING COUNTY PROPERTIES



MIAMI-DADE COUNTY
DEPARTMENT OF REGULATORY AND ECONOMIC RESOURCES (RER)
UNSAFE STRUCTURES MEASURES - RESIDENTIAL
From OCTOBER 2014 To SEPTEMBER 2015

| RESIDENTIAL NO INJUNCTION (COUNTY PROPERTIES) | OCT | NOV | DEC | JAN | FEB | MAR | APR | MAY | JUN | JUL | AUG | SEPT | YTD TOTAL |
|--|-----|-----|-----|-----|-----|-----|-----|-----|-----|-----|-----|------|-----------|
| Ave. Number of Days from Intake (open date) to Intial Inspection Request (act. 110) | 0 | 0 | 0 | 0 | 0 | 0 | 0 | 0 | 0 | 0 | 0 | 0 | 0 |
| Number of Cases from Intake (open date) to Intial Inspection Request (act. 110) | 0 | 0 | 0 | 0 | 0 | 0 | 0 | 0 | 0 | 0 | 0 | 0 | 0 |
| Ave. of Number of Days from Initial Inspection Request (act. 110) to Closing | 0 | 0 | 0 | 0 | 0 | 0 | 0 | 0 | 0 | 0 | 0 | 0 | 0 |
| Number of Cases from Initial Inspection Request (act. 110) to Closing | 0 | 0 | 0 | 0 | 0 | 0 | 0 | 0 | 0 | 0 | 0 | 0 | 0 |
| Ave. Number of Days from Initial Inspection Request (act. 110) to Initial Assessment (act. 107) | 0 | 0 | 0 | 0 | 0 | 0 | 0 | 0 | 0 | 0 | 0 | 0 | 0 |
| Number of Cases Closed from Initial Inspection Request (act. 110) to Initial Assessment (act. 107) | 0 | 0 | 0 | 0 | 0 | 0 | 0 | 0 | 0 | 0 | 0 | 0 | 0 |
| Ave. Number of Days from Initial Assessment (act. 107) to Title Search (act. N5) | 0 | 0 | 0 | 0 | 0 | 0 | 0 | 0 | 0 | 0 | 0 | 0 | 0 |
| Number of Cases from Initial Assessment (act. 107) to Title Search (act. N5) | 0 | 0 | 0 | 0 | 0 | 0 | 0 | 0 | 0 | 0 | 0 | 0 | 0 |
| Ave. Number of Days from Title Search (act. N5) to NOV Mailed (act. 119) | 0 | 0 | 0 | 0 | 0 | 0 | 0 | 0 | 0 | 0 | 0 | 0 | 0 |
| Number of Cases from Title Search (act. N5) to NOV Mailed | 0 | 0 | 0 | 0 | 0 | 0 | 0 | 0 | 0 | 0 | 0 | 0 | 0 |
| Ave. Number of Days from NOV Mailed (act. 119) to Hearing (act. 66/52B) | 0 | 0 | 0 | 0 | 0 | 0 | 0 | 0 | 0 | 0 | 0 | 0 | 0 |
| Number of Cases from NOV Mailed (act. 119) to Hearing (act. 66/52B) | 0 | 0 | 0 | 0 | 0 | 0 | 0 | 0 | 0 | 0 | 0 | 0 | 0 |
| Ave. Number of Days from Hearing (act. 66/52B) to Case Closed | 0 | 0 | 0 | 0 | 0 | 0 | 0 | 0 | 0 | 0 | 0 | 0 | 0 |
| Number of Cases from Hearing (act. 66/52B) to Case Closed | 0 | 0 | 0 | 0 | 0 | 0 | 0 | 0 | 0 | 0 | 0 | 0 | 0 |

RESIDENTIAL / NO INJUNCTION / COUNTY PROPERTIES



MIAMI-DADE COUNTY
DEPARTMENT OF REGULATORY AND ECONOMIC RESOURCES (RER)
UNSAFE STRUCTURES MEASURES - RESIDENTIAL
From OCTOBER 2014 To SEPTEMBER 2015

| RESIDENTIAL WITH INJUNCTION (COUNTY PROPERTIES) | OCT | NOV | DEC | JAN | FEB | MAR | APR | MAY | JUN | JUL | AUG | SEPT | YTD TOTAL |
|--|-----|-----|-----|-----|-----|-----|-----|-----|-----|-----|-----|------|-----------|
| Ave. Number of Days from Intake (open date) to Intial Inspection Request (act. 110) | 0 | 0 | 0 | 0 | 0 | 0 | 0 | 0 | 0 | 0 | 0 | 0 | 0 |
| Number of Cases from Intake (open date) to Intial Inspection Request (act. 110) | 0 | 0 | 0 | 0 | 0 | 0 | 0 | 0 | 0 | 0 | 0 | 0 | 0 |
| Ave. of Number of Days from Initial Inspection Request (act. 110) to Closing | 0 | 0 | 0 | 0 | 0 | 0 | 0 | 0 | 0 | 0 | 0 | 0 | 0 |
| Number of Cases from Initial Inspection Request (act. 110) to Closing | 0 | 0 | 0 | 0 | 0 | 0 | 0 | 0 | 0 | 0 | 0 | 0 | 0 |
| Ave. Number of Days from Initial Inspection Request (act. 110) to Initial Assessment (act. 107) | 0 | 0 | 0 | 0 | 0 | 0 | 0 | 0 | 0 | 0 | 0 | 0 | 0 |
| Number of Cases Closed from Initial Inspection Request (act. 110) to Initial Assessment (act. 107) | 0 | 0 | 0 | 0 | 0 | 0 | 0 | 0 | 0 | 0 | 0 | 0 | 0 |
| Ave. Number of Days from Initial Assessment (act. 107) to Title Search (act. N5) | 0 | 0 | 0 | 0 | 0 | 0 | 0 | 0 | 0 | 0 | 0 | 0 | 0 |
| Number of Cases from Initial Assessment (act. 107) to Title Search (act. N5) | 0 | 0 | 0 | 0 | 0 | 0 | 0 | 0 | 0 | 0 | 0 | 0 | 0 |
| Ave. Number of Days from Title Search (act. N5) to NOV Mailed (act. 119) | 0 | 0 | 0 | 0 | 0 | 0 | 0 | 0 | 0 | 0 | 0 | 0 | 0 |
| Number of Cases from Title Search (act. N5) to NOV Mailed | 0 | 0 | 0 | 0 | 0 | 0 | 0 | 0 | 0 | 0 | 0 | 0 | 0 |
| Ave. Number of Days from NOV Mailed (act. 119) to Hearing (act. 66/52B) | 0 | 0 | 0 | 0 | 0 | 0 | 0 | 0 | 0 | 0 | 0 | 0 | 0 |
| Number of Cases from NOV Mailed (act. 119) to Hearing (act. 66/52B) | 0 | 0 | 0 | 0 | 0 | 0 | 0 | 0 | 0 | 0 | 0 | 0 | 0 |
| Ave. Number of Days from Hearing (act. 66/52B) to Case Closed | 0 | 0 | 0 | 0 | 0 | 0 | 0 | 0 | 0 | 0 | 0 | 0 | 0 |
| Number of Cases from Hearing (act. 66/52B) to Case Closed | 0 | 0 | 0 | 0 | 0 | 0 | 0 | 0 | 0 | 0 | 0 | 0 | 0 |

RESIDENTIAL / WITH INJUNCTION / COUNTY PROPERTIES

