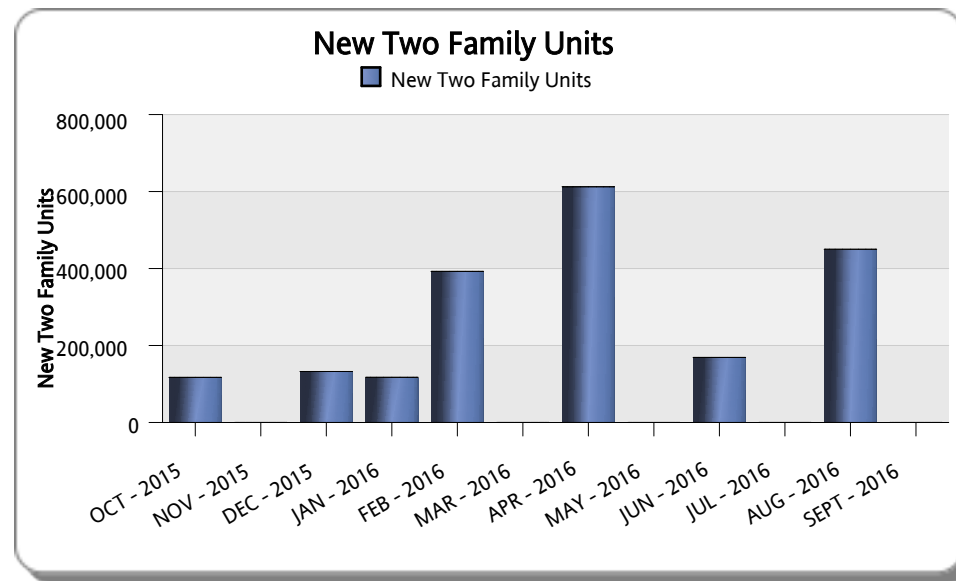
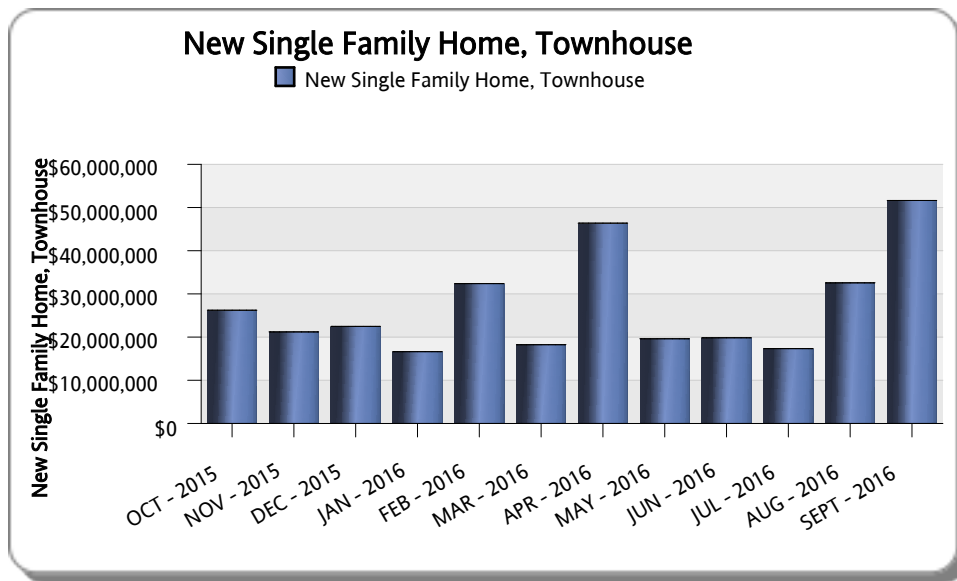


MIAMI-DADE COUNTY
DEPARTMENT OF REGULATORY AND ECONOMIC RESOURCES (RER)
Estimated Value of Construction for New, Single and Multi Family Homes

FY: 2015/2016

	OCT - 2015		NOV - 2015			DEC - 2015			JAN - 2016			FEB - 2016			MAR - 2016			APR - 2016			MAY - 2016			JUN - 2016			JUL - 2016			AUG - 2016		
	# of BLDG	Est. Cost	# Units	# of BLDG	Est. Cost	# Units	# of BLDG	Est. Cost	# Units	# of BLDG	Est. Cost	# Units	# of BLDG	Est. Cost	# Units	# of BLDG	Est. Cost	# Units	# of BLDG	Est. Cost	# Units	# of BLDG	Est. Cost	# Units	# of BLDG	Est. Cost	# Units	# of BLDG	Est. Cost			
New Single Family Home, Townhouse	106	\$21,944,567	106	60	\$11,348,108	60	53	\$12,985,662	53	42	\$12,576,145	42	159	\$21,825,684	159	79	\$13,559,116	79	101	\$15,732,481	101	99	\$19,614,046	99	83	\$19,640,562	83	88	\$17,332,445	88	98	\$17,688,341
New Two Family Units	1	\$117,180	2	0	\$0	0	1	\$132,480	2	1	\$117,315	2	3	\$392,535	6	0	\$0	0	5	\$612,495	10	0	\$0	0	1	\$169,020	2	0	\$0	0	5	\$450,001
New Apartment Buildings 3 or 4 Units	0	\$0	0	0	\$0	0	0	\$0	0	0	\$0	0	0	\$0	0	0	\$0	0	0	\$0	0	0	\$0	0	0	\$0	0	0	\$0	0	0	\$0
New Apartment Buildings 5 or more Units	4	\$4,155,897	29	5	\$9,852,160	108	4	\$9,356,148	100	2	\$3,932,045	41	6	\$10,164,975	134	1	\$4,680,000	36	6	\$30,030,391	159	0	\$0	0	2	\$36,665	10	0	\$0	0	5	\$14,423,110
Total Per Month	111	\$26,217,644	137	65	\$21,200,268	168	58	\$22,474,290	155	45	\$16,625,505	85	168	\$32,383,194	299	80	\$18,239,116	115	112	\$46,375,367	270	99	\$19,614,046	99	86	\$19,846,247	95	88	\$17,332,445	88	108	\$32,561,452

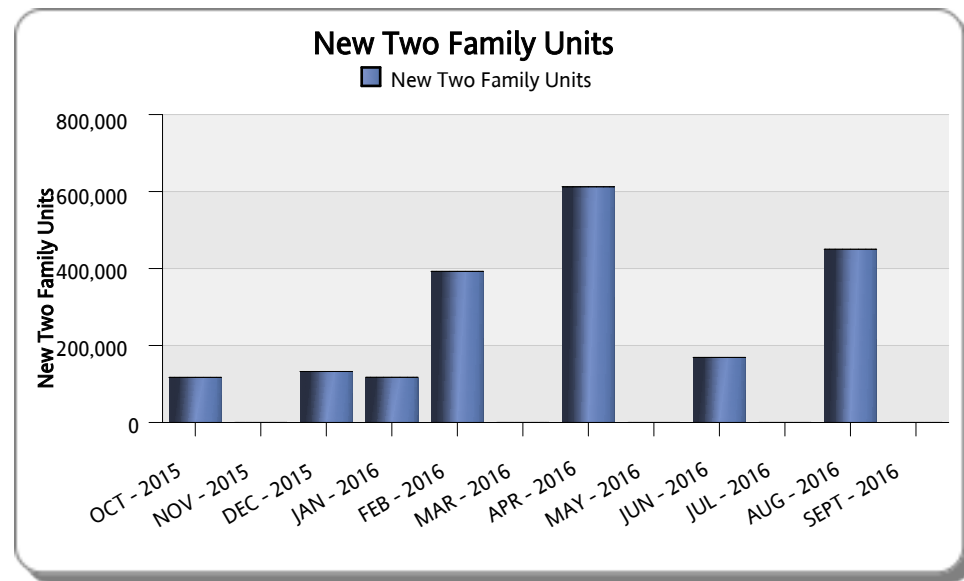
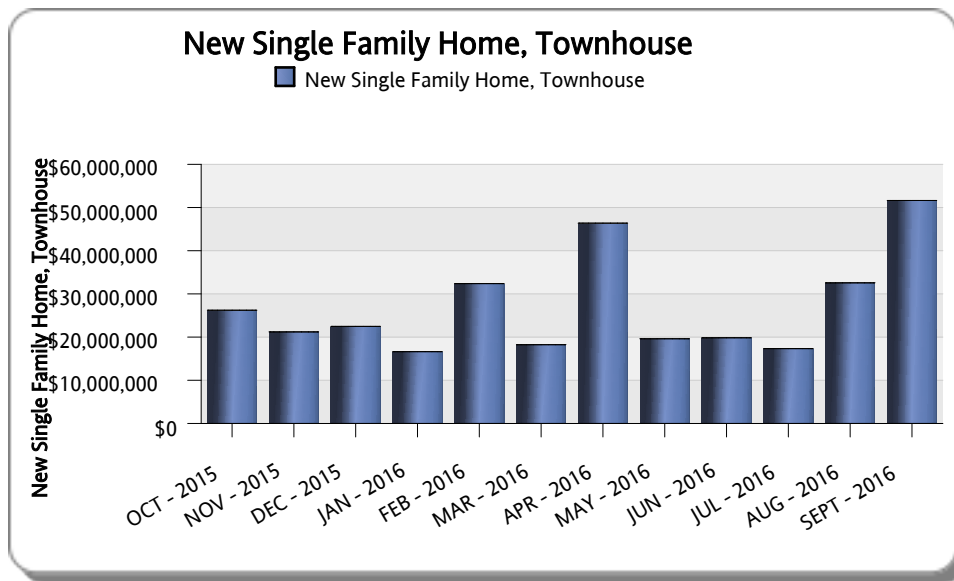


Source: Information Technology Department
 Data Compiled and Report Produced by the Department of Regulatory and Economic Resources

MIAMI-DADE COUNTY
DEPARTMENT OF REGULATORY AND ECONOMIC RESOURCES (RER)
Estimated Value of Construction for New, Single and Multi Family Homes

FY: 2015/2016

	SEPT - 2016				YTD Est. Cost Total
	# Units	# of BLDG	Est. Cost	# Units	
New Single Family Home, Townhouse	98	132	\$26,970,576	132	\$211,217,733
New Two Family Units	10	0	\$0	0	\$1,991,026
New Apartment Buildings 3 or 4 Units	0	0	\$0	0	\$0
New Apartment Buildings 5 or more Units	64	5	\$24,659,835	249	\$111,291,226
Total Per Month	172	137	\$51,630,411	381	\$324,499,985



MIAMI-DADE COUNTY
DEPARTMENT OF REGULATORY AND ECONOMIC RESOURCES (RER)
Estimated Value of Construction for New, Single and Multi Family Homes

FY: 2015/2016

