

MIAMI-DADE COUNTY
DEPARTMENT OF REGULATORY AND ECONOMIC RESOURCES (RER)
PLANS PROCESSING - DROPOFFS
Initial Review Only
Business Plan
**Includes Mplantrk, Fastrack and DUP*
2015 - 2016
From OCTOBER 1st, 2015 To SEPTEMBER 30th, 2016

TRADE	First Quarter					
	TOTAL	APPROVED	REJECTED	Approved as Noted	Not Applicable	% REJECTION
Building	429	94	296	36	3	69%
Derm	387	140	247	0	0	64%
Electrical	509	230	123	139	17	24%
Gas	20	1	17	2	0	85%
Mechanical	298	66	107	88	37	36%
Plumbing	322	43	163	83	33	51%
Public Works	258	100	124	0	34	48%
Public Works Concurrency	183	114	34	0	35	19%
Shop Drawing	644	510	117	15	2	18%
Sign	139	47	92	0	0	66%
Structural	682	251	403	16	12	59%
Zoning	675	245	301	5	124	45%
RER DEPT TOTAL	4,546	1,841	2,024	384	297	45%
Fire	473	239	218	0	16	46%
OTHER TOTAL	473	239	218	0	16	46%
TOTAL	5,019	2,080	2,242	384	313	45%

TRADE	Second Quarter					
	TOTAL	APPROVED	REJECTED	Approved as Noted	Not Applicable	% REJECTION
Building	505	115	361	28	1	71%
Derm	462	149	313	0	0	68%
Electrical	573	253	125	178	17	22%
Gas	15	4	7	3	1	47%
Mechanical	372	79	105	150	38	28%
Plumbing	381	57	177	114	33	46%
Public Works	320	130	153	0	37	48%
Public Works Concurrency	249	150	44	0	55	18%
Shop Drawing	497	361	121	15	0	24%
Sign	197	58	139	0	0	71%
Structural	849	258	555	21	15	65%
Zoning	786	276	369	5	136	47%
RER TOTAL	5,206	1,890	2,469	514	333	47%
Fire	326	148	162	0	16	50%
OTHER	326	148	162	0	16	50%
Total	5,532	2,038	2,631	514	349	48%

MIAMI-DADE COUNTY
DEPARTMENT OF REGULATORY AND ECONOMIC RESOURCES (RER)
PLANS PROCESSING - DROPOFFS
Initial Review Only
Business Plan
**Includes Mplantrk, Fastrack and DUP*
2015 - 2016
From OCTOBER 1st, 2015 To SEPTEMBER 30th, 2016

TRADE	Third Quarter					
	TOTAL	APPROVED	REJECTED	Approved as Noted	Not Applicable	% REJECTION
Building	621	242	326	53	0	52%
Derm	595	224	371	0	0	62%
Electrical	650	291	119	222	18	18%
Gas	13	3	8	1	1	62%
Mechanical	463	154	103	159	47	22%
Plumbing	511	130	209	147	25	41%
Public Works	403	146	208	0	49	52%
Public Works Concurrency	311	188	57	0	66	18%
Shop Drawing	561	387	145	24	5	26%
Sign	115	28	87	0	0	76%
Structural	955	270	610	58	17	64%
Zoning	892	319	459	3	111	51%
RER TOTAL	6,090	2,382	2,702	667	339	44%
Fire	377	208	148	1	20	39%
OTHER	377	208	148	1	20	39%
Total	6,467	2,590	2,850	668	359	44%

TRADE	Fourth Quarter					
	TOTAL	APPROVED	REJECTED	Approved as Noted	Not Applicable	% REJECTION
Building	470	145	293	30	2	62%
Derm	482	165	316	0	1	66%
Electrical	480	282	49	143	6	10%
Gas	16	8	7	1	0	44%
Mechanical	306	89	75	122	20	25%
Plumbing	319	109	104	78	28	33%
Public Works	392	113	247	0	32	63%
Public Works Concurrency	267	141	65	0	61	24%
Shop Drawing	702	531	150	20	1	21%
Sign	130	53	75	0	2	58%
Structural	787	222	520	42	3	66%
Zoning	699	247	337	0	115	48%
RER TOTAL	5,050	2,105	2,238	436	271	44%
Fire	330	184	138	0	8	42%
OTHER	330	184	138	0	8	42%
Total	5,380	2,289	2,376	436	279	44%

MIAMI-DADE COUNTY
DEPARTMENT OF REGULATORY AND ECONOMIC RESOURCES (RER)

PLANS PROCESSING - DROPOFFS

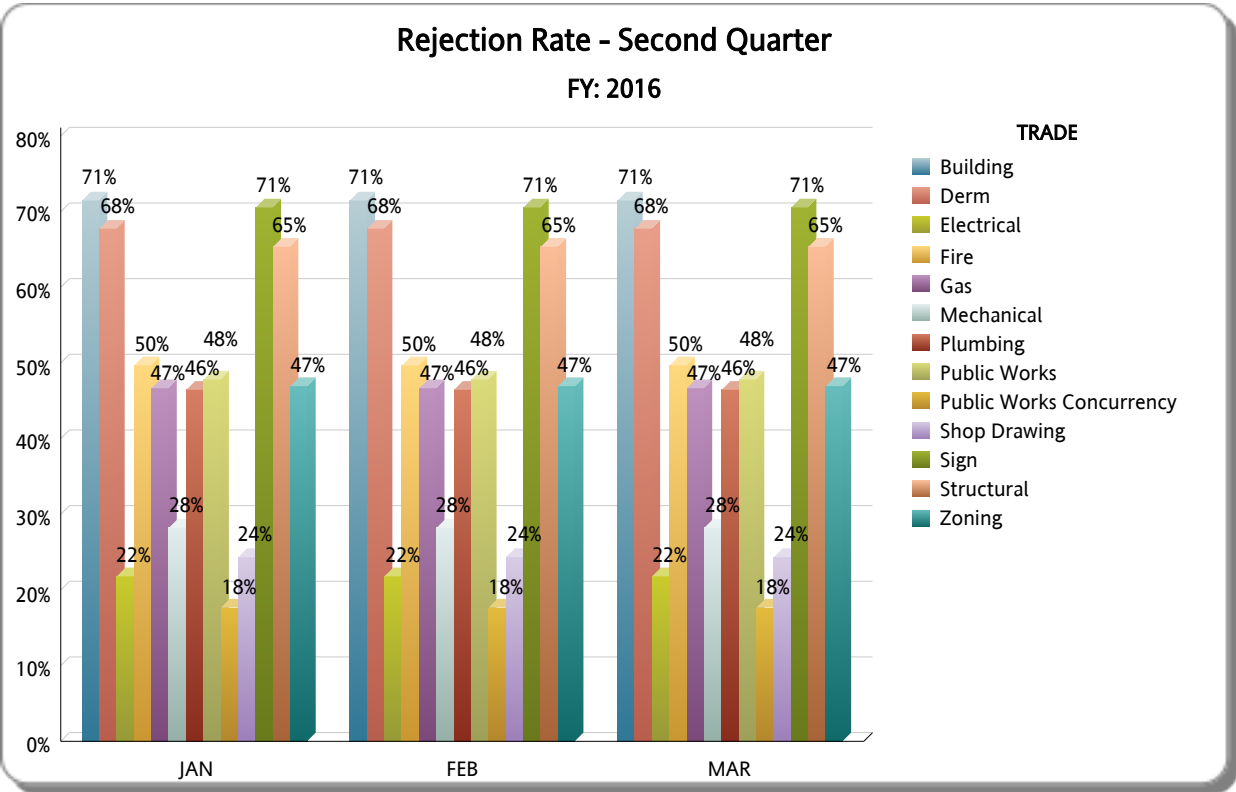
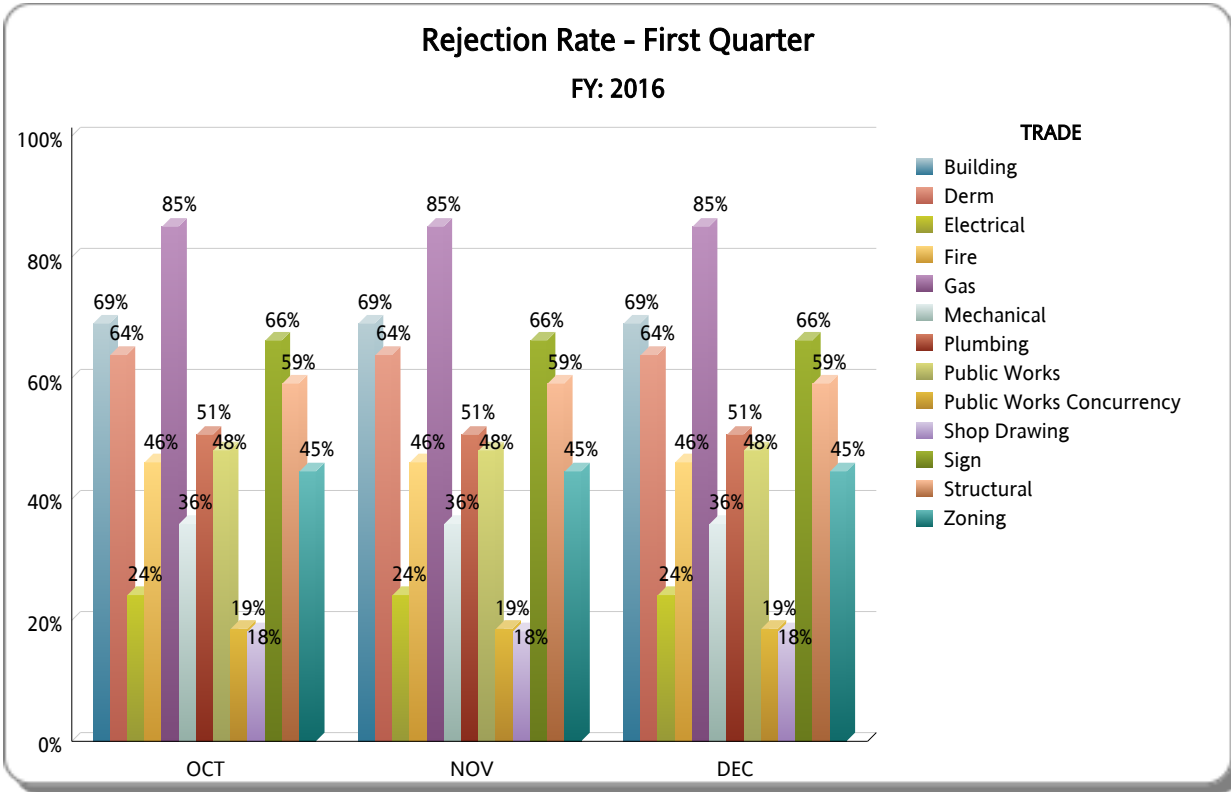
Initial Review Only

Business Plan

**Includes Mplantrk, Fastrack and DUP*

2015 - 2016

From OCTOBER 1st, 2015 To SEPTEMBER 30th, 2016



MIAMI-DADE COUNTY
DEPARTMENT OF REGULATORY AND ECONOMIC RESOURCES (RER)

PLANS PROCESSING - DROPOFFS

Initial Review Only

Business Plan

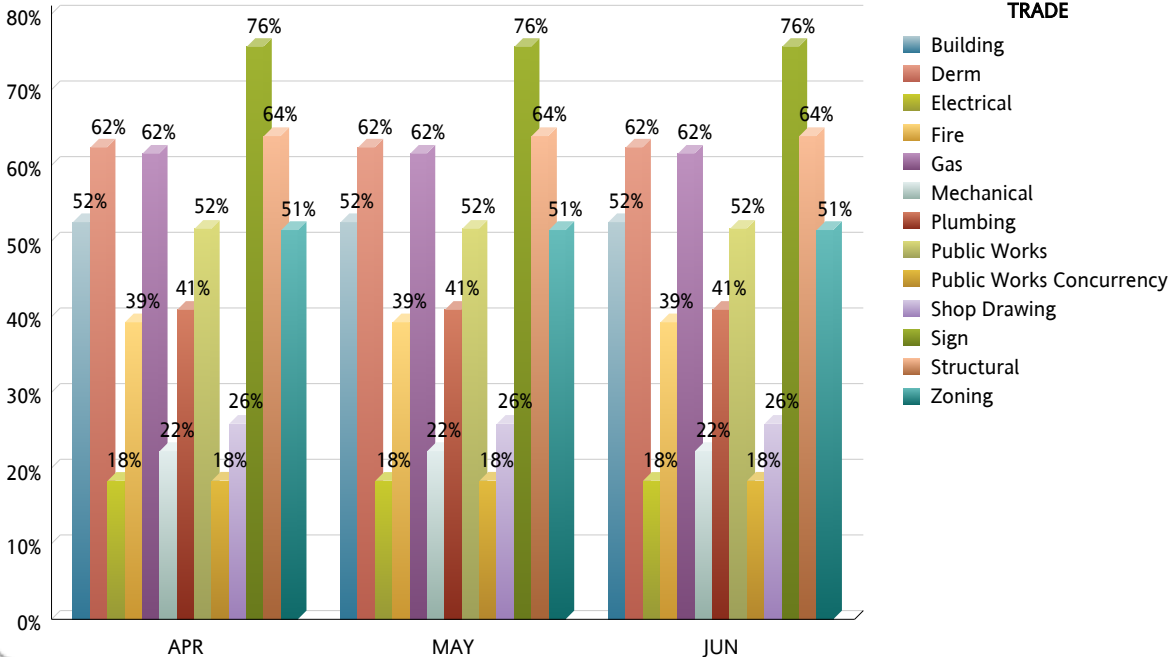
**Includes Mplantrk, Fastrack and DUP*

2015 - 2016

From OCTOBER 1st, 2015 To SEPTEMBER 30th, 2016

Rejection Rate - Third Quarter

FY: 2016



Rejection Rate - Fourth Quarter

FY: 2016

