

Miami-Dade County

DEPARTMENT OF REGULATORY AND ECONOMIC RESOURCES (RER)

Total Permits Issued by Trade

FY: 2015 / 2016

From October 2015 To September 2016

TRADE	FIRST QUARTER
	#PERMITS ISSUED
Building	3,469
Electrical	2,733
LPGX	52
Mechanical	1,484
Plumbing	1,459
Roofing	1,976
Sign	220
Total	11,393

TRADE	SECOND QUARTER
	#PERMITS ISSUED
Building	3,644
Electrical	2,873
LPGX	45
Mechanical	1,371
Plumbing	1,546
Roofing	2,376
Sign	211
Total	12,066

TRADE	THIRD QUARTER
	#PERMITS ISSUED
Building	4,142
Electrical	2,990
LPGX	56
Mechanical	1,534
Plumbing	1,632
Roofing	2,349
Sign	175
Total	12,878

TRADE	FOURTH QUARTER
	#PERMITS ISSUED
Building	4,051
Electrical	3,025
LPGX	58
Mechanical	1,611
Plumbing	1,613
Roofing	2,078
Sign	188
Total	12,624

Miami-Dade County

DEPARTMENT OF REGULATORY AND ECONOMIC RESOURCES (RER)

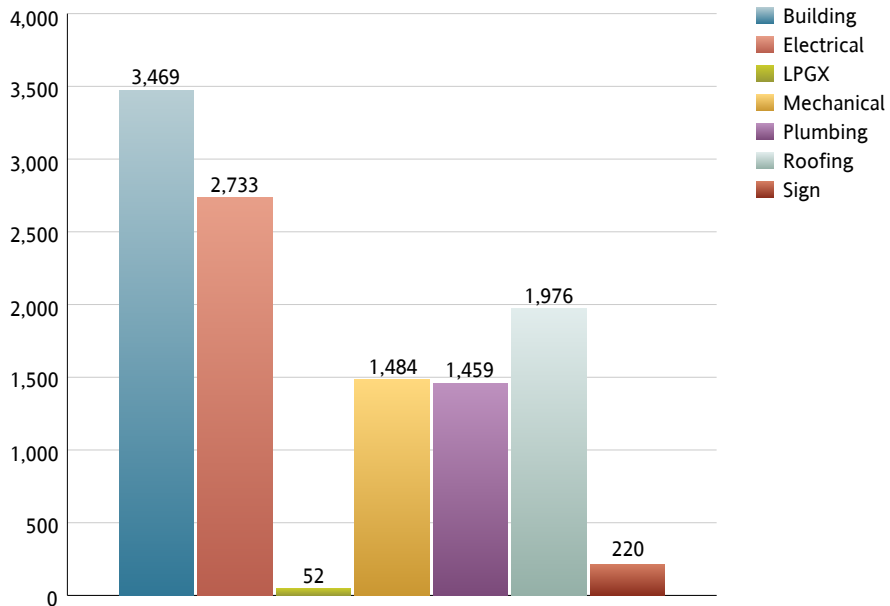
Total Permits Issued by Trade

FY: 2015 / 2016

From October 2015 To September 2016

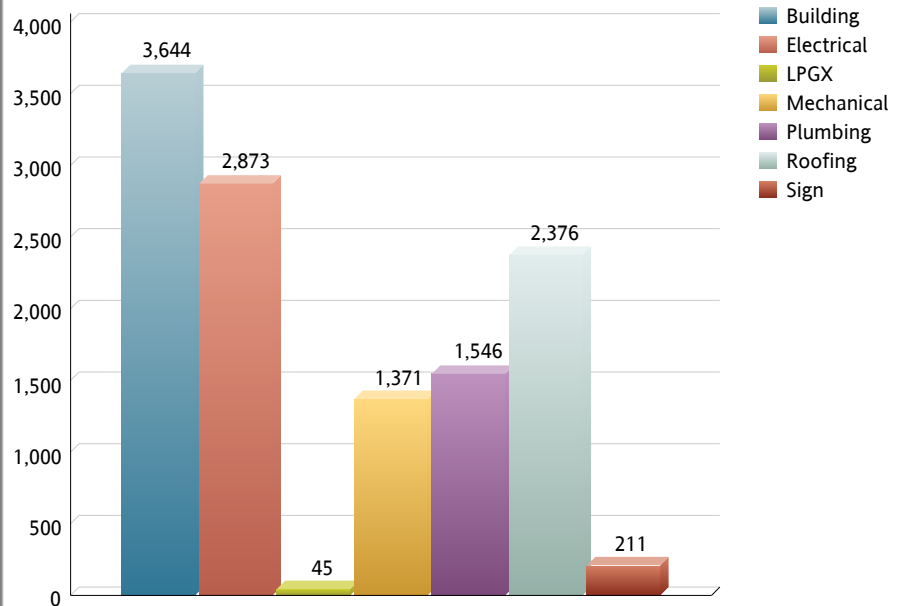
Permits Issued - First Quarter

FY: 2015 / 2016 Total: 11,393



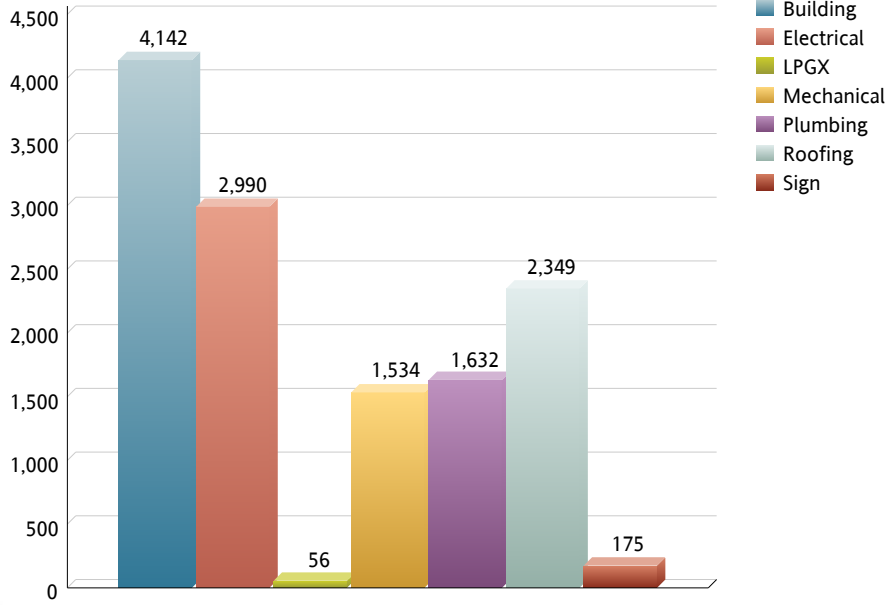
Permits Issued - Second Quarter

FY: 2015 / 2016 Total: 12,066



Permits Issued - Third Quarter

FY: 2015 / 2016 Total: 12,878



Permits Issued - Fourth Quarter

FY: 2015 / 2016 Total: 12,624

