

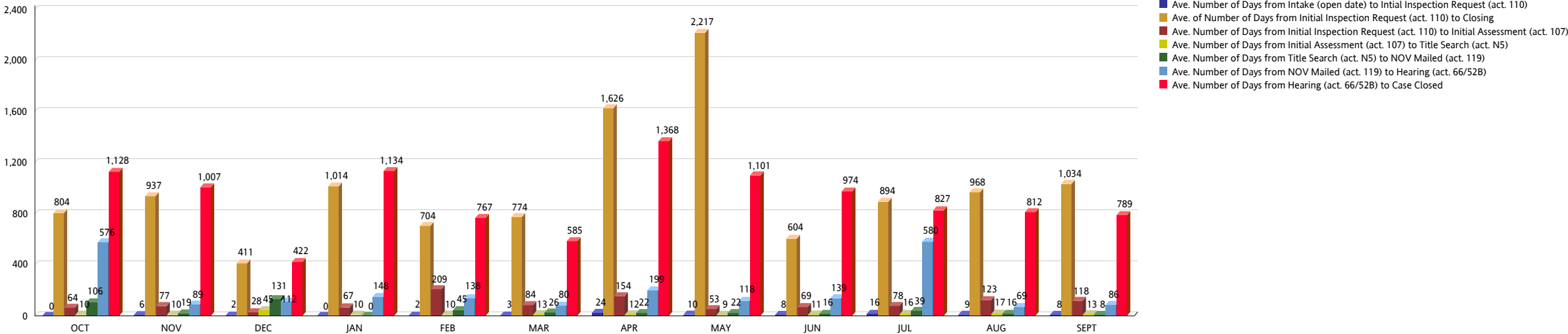
**MIAMI-DADE COUNTY**  
**DEPARTMENT OF REGULATORY AND ECONOMIC RESOURCES (RER)**  
**UNSAFE STRUCTURES MEASURES - COMMERCIAL**  
**From OCTOBER 2015 To SEPTEMBER 2016**

COMMERCIAL NO INJUNCTION (ALL PROPERTIES)	OCT	NOV	DEC	JAN	FEB	MAR	APR	MAY	JUN	JUL	AUG	SEPT	YTD TOTAL
Ave. Number of Days from Intake (open date) to Intial Inspection Request (act. 110)	0	6	2	0	2	3	24	10	8	16	9	8	
Number of Cases from Intake (open date) to Intial Inspection Request (act. 110)	80	24	39	100	27	32	11	12	27	27	45	32	456
Ave. of Number of Days from Initial Inspection Request (act. 110) to Closing	804	937	411	1,014	704	774	1,626	2,217	604	894	968	1,034	
Number of Cases from Initial Inspection Request (act. 110) to Closing	80	24	39	100	27	32	11	12	27	27	45	32	456
Ave. Number of Days from Initial Inspection Request (act. 110) to Initial Assessment (act. 107)	64	77	28	67	209	84	154	53	69	78	123	118	
Number of Cases Closed from Initial Inspection Request (act. 110) to Initial Assessment (act. 107)	47	21	33	47	27	29	6	6	21	22	41	25	325
Ave. Number of Days from Initial Assessment (act. 107) to Title Search (act. N5)	10	10	45	10	10	13	12	9	11	16	17	13	
Number of Cases from Initial Assessment (act. 107) to Title Search (act. N5)	35	18	32	24	11	11	4	5	9	18	28	19	214
Ave. Number of Days from Title Search (act. N5) to NOV Mailed (act. 119)	106	19	131	0	45	26	22	22	16	39	16	8	
Number of Cases from Title Search (act. N5) to NOV Mailed	3	2	1	0	1	2	1	1	1	3	5	3	23
Ave. Number of Days from NOV Mailed (act. 119) to Hearing (act. 66/52B)	576	89	112	148	138	80	199	118	139	580	69	86	
Number of Cases from NOV Mailed (act. 119) to Hearing (act. 66/52B)	8	2	1	2	1	2	2	1	2	2	5	2	30
Ave. Number of Days from Hearing (act. 66/52B) to Case Closed	1,128	1,007	422	1,134	767	585	1,368	1,101	974	827	812	789	
Number of Cases from Hearing (act. 66/52B) to Case Closed	38	16	12	28	11	19	6	3	9	15	29	17	203

	Weighted Average
Ave. Number of Days from Intake (open date) to Intial Inspection Request (act. 110)	4.53
Ave. of Number of Days from Initial Inspection Request (act. 110) to Closing	898.24
Ave. Number of Days from Initial Inspection Request (act. 110) to Initial Assessment (act. 107)	89.78
Ave. Number of Days from Initial Assessment (act. 107) to Title Search (act. N5)	17.13
Ave. Number of Days from Title Search (act. N5) to NOV Mailed (act. 119)	37.61
Ave. Number of Days from NOV Mailed (act. 119) to Hearing (act. 66/52B)	265.43
Ave. Number of Days from Hearing (act. 66/52B) to Case Closed	911.27

**MIAMI-DADE COUNTY**  
**DEPARTMENT OF REGULATORY AND ECONOMIC RESOURCES (RER)**  
**UNSAFE STRUCTURES MEASURES - COMMERCIAL**  
**From OCTOBER 2015 To SEPTEMBER 2016**

**COMMERCIAL / NO INJUNCTION / ALL PROPERTIES**



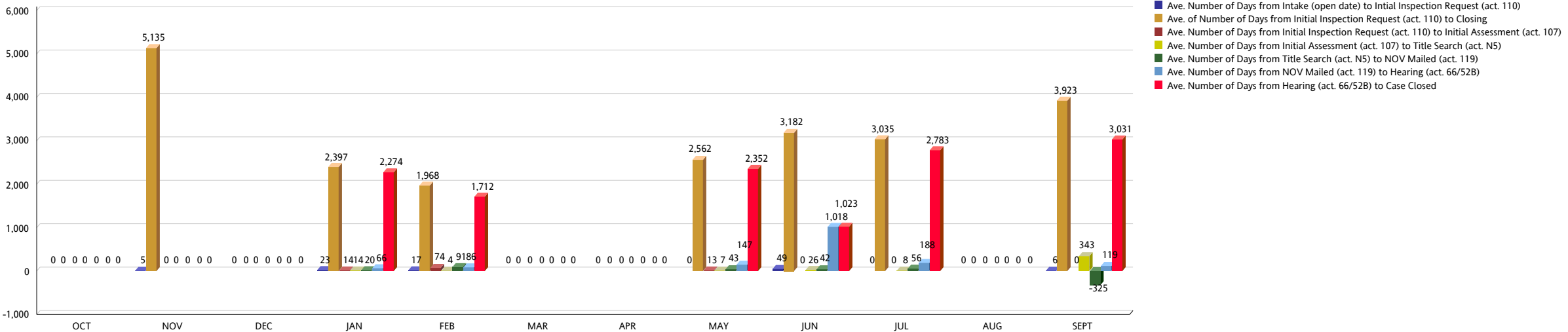
**MIAMI-DADE COUNTY**  
**DEPARTMENT OF REGULATORY AND ECONOMIC RESOURCES (RER)**  
**UNSAFE STRUCTURES MEASURES - COMMERCIAL**  
**From OCTOBER 2015 To SEPTEMBER 2016**

COMMERCIAL WITH INJUNCTION (ALL PROPERTIES)	OCT	NOV	DEC	JAN	FEB	MAR	APR	MAY	JUN	JUL	AUG	SEPT	YTD TOTAL
Ave. Number of Days from Intake (open date) to Intial Inspection Request (act. 110)	0	5	0	23	17	0	0	0	49	0	0	6	
Number of Cases from Intake (open date) to Intial Inspection Request (act. 110)	0	1	0	3	2	0	0	1	3	1	0	3	14
Ave. of Number of Days from Initial Inspection Request (act. 110) to Closing	0	5,135	0	2,397	1,968	0	0	2,562	3,182	3,035	0	3,923	
Number of Cases from Initial Inspection Request (act. 110) to Closing	0	1	0	3	2	0	0	1	3	1	0	3	14
Ave. Number of Days from Initial Inspection Request (act. 110) to Initial Assessment (act. 107)	0	0	0	14	74	0	0	13	0	0	0	0	
Number of Cases Closed from Initial Inspection Request (act. 110) to Initial Assessment (act. 107)	0	0	0	3	2	0	0	1	2	1	0	2	11
Ave. Number of Days from Initial Assessment (act. 107) to Title Search (act. N5)	0	0	0	14	4	0	0	7	26	8	0	343	
Number of Cases from Initial Assessment (act. 107) to Title Search (act. N5)	0	0	0	2	2	0	0	1	2	1	0	2	10
Ave. Number of Days from Title Search (act. N5) to NOV Mailed (act. 119)	0	0	0	20	91	0	0	43	42	56	0	-325	
Number of Cases from Title Search (act. N5) to NOV Mailed (act. 119)	0	0	0	2	2	0	0	1	2	1	0	2	10
Ave. Number of Days from NOV Mailed (act. 119) to Hearing (act. 66/52B)	0	0	0	66	86	0	0	147	1,018	188	0	119	
Number of Cases from NOV Mailed (act. 119) to Hearing (act. 66/52B)	0	0	0	3	2	0	0	1	2	1	0	2	11
Ave. Number of Days from Hearing (act. 66/52B) to Case Closed	0	0	0	2,274	1,712	0	0	2,352	1,023	2,783	0	3,031	
Number of Cases from Hearing (act. 66/52B) to Case Closed	0	0	0	3	2	0	0	1	2	1	0	2	11

	Weighted Average
Ave. Number of Days from Intake (open date) to Intial Inspection Request (act. 110)	19.50
Ave. of Number of Days from Initial Inspection Request (act. 110) to Closing	3,083.86
Ave. Number of Days from Initial Inspection Request (act. 110) to Initial Assessment (act. 107)	18.45
Ave. Number of Days from Initial Assessment (act. 107) to Title Search (act. N5)	78.90
Ave. Number of Days from Title Search (act. N5) to NOV Mailed (act. 119)	-24.50
Ave. Number of Days from NOV Mailed (act. 119) to Hearing (act. 66/52B)	270.82
Ave. Number of Days from Hearing (act. 66/52B) to Case Closed	2,135.36

**MIAMI-DADE COUNTY**  
**DEPARTMENT OF REGULATORY AND ECONOMIC RESOURCES (RER)**  
**UNSAFE STRUCTURES MEASURES - COMMERCIAL**  
**From OCTOBER 2015 To SEPTEMBER 2016**

**COMMERCIAL / WITH INJUNCTION / ALL PROPERTIES**



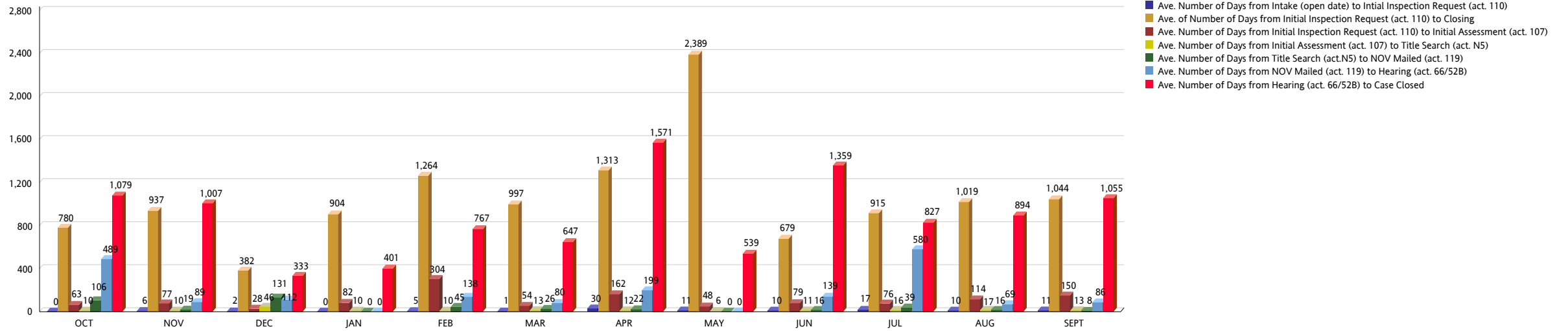
**MIAMI-DADE COUNTY**  
**DEPARTMENT OF REGULATORY AND ECONOMIC RESOURCES (RER)**  
**UNSAFE STRUCTURES MEASURES - COMMERCIAL**  
**From OCTOBER 2015 To SEPTEMBER 2016**

COMMERCIAL NO INJUNCTION (EXCLUDING COUNTY PROPERTIES)	OCT	NOV	DEC	JAN	FEB	MAR	APR	MAY	JUN	JUL	AUG	SEPT	YTD TOTAL
Ave. Number of Days from Intake (open date) to Intial Inspection Request (act. 110)	0	6	2	0	5	1	30	11	10	17	10	11	
Number of Cases from Intake (open date) to Intial Inspection Request (act. 110)	74	24	38	75	13	17	9	10	22	26	40	25	373
Ave. of Number of Days from Initial Inspection Request (act. 110) to Closing	780	937	382	904	1,264	997	1,313	2,389	679	915	1,019	1,044	
Number of Cases from Initial Inspection Request (act. 110) to Closing	74	24	38	75	13	17	9	10	22	26	40	25	373
Ave. Number of Days from Initial Inspection Request (act. 110) to Initial Assessment (act. 107)	63	77	28	82	304	54	162	48	79	76	114	150	
Number of Cases from Initial Inspection Request (act. 110) to Initial Assessment (act. 107)	44	21	32	25	13	16	5	4	16	21	36	19	252
Ave. Number of Days from Initial Assessment (act. 107) to Title Search (act. N5)	10	10	46	10	10	13	12	6	11	16	17	13	
Number of Cases from Initial Assessment (act. 107) to Title Search (act. N5)	35	18	31	24	11	11	4	4	9	18	28	19	212
Ave. Number of Days from Title Search (act.N5) to NOV Mailed (act. 119)	106	19	131	0	45	26	22	0	16	39	16	8	
Number of Cases from Title Search (act. N5) to NOV Mailed (act. 119)	3	2	1	0	1	2	1	0	1	3	5	3	22
Ave. Number of Days from NOV Mailed (act. 119) to Hearing (act. 66/52B)	489	89	112	0	138	80	199	0	139	580	69	86	
Number of Cases from NOV Mailed (act. 119) to Hearing (act. 66/52B)	6	2	1	0	1	2	2	0	2	2	5	2	25
Ave. Number of Days from Hearing (act. 66/52B) to Case Closed	1,079	1,007	333	401	767	647	1,571	539	1,359	827	894	1,055	
Number of Cases from Hearing (act. 66/52B) to Case Closed	36	16	11	8	11	15	5	2	6	15	25	11	161

	Weighted Average
Ave. Number of Days from Intake (open date) to Intial Inspection Request (act. 110)	5.41
Ave. of Number of Days from Initial Inspection Request (act. 110) to Closing	904.02
Ave. Number of Days from Initial Inspection Request (act. 110) to Initial Assessment (act. 107)	91.14
Ave. Number of Days from Initial Assessment (act. 107) to Title Search (act. N5)	17.13
Ave. Number of Days from Title Search (act. N5) to NOV Mailed (act. 119)	38.32
Ave. Number of Days from NOV Mailed (act. 119) to Hearing (act. 66/52B)	235.00
Ave. Number of Days from Hearing (act. 66/52B) to Case Closed	890.78

**MIAMI-DADE COUNTY**  
**DEPARTMENT OF REGULATORY AND ECONOMIC RESOURCES (RER)**  
**UNSAFE STRUCTURES MEASURES - COMMERCIAL**  
**From OCTOBER 2015 To SEPTEMBER 2016**

**COMMERCIAL / NO INJUNCTION / EXCLUDING COUNTY PROPERTIES**

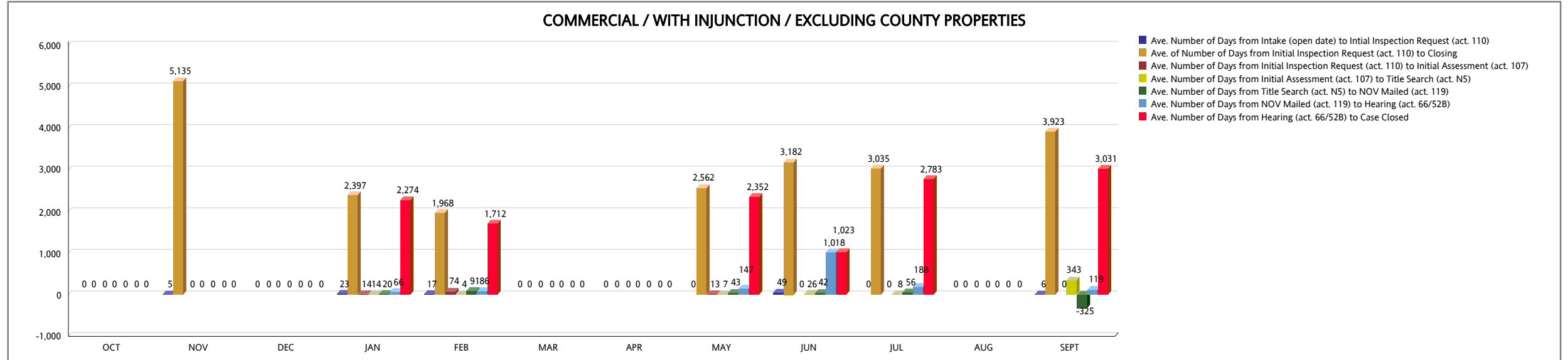


**MIAMI-DADE COUNTY**  
**DEPARTMENT OF REGULATORY AND ECONOMIC RESOURCES (RER)**  
**UNSAFE STRUCTURES MEASURES - COMMERCIAL**  
**From OCTOBER 2015 To SEPTEMBER 2016**

COMMERCIAL WITH INJUNCTION (EXCLUDING COUNTY PROPERTIES)	OCT	NOV	DEC	JAN	FEB	MAR	APR	MAY	JUN	JUL	AUG	SEPT	YTD TOTAL
Ave. Number of Days from Intake (open date) to Intial Inspection Request (act. 110)	0	5	0	23	17	0	0	0	49	0	0	6	
Number of Cases from Intake (open date) to Intial Inspection Request (act. 110)	0	1	0	3	2	0	0	1	3	1	0	3	14
Ave. of Number of Days from Initial Inspection Request (act. 110) to Closing	0	5,135	0	2,397	1,968	0	0	2,562	3,182	3,035	0	3,923	
Number of Cases from Initial Inspection Request (act. 110) to Closing	0	1	0	3	2	0	0	1	3	1	0	3	14
Ave. Number of Days from Initial Inspection Request (act. 110) to Initial Assessment (act. 107)	0	0	0	14	74	0	0	13	0	0	0	0	
Number of Cases Closed from Initial Inspection Request (act. 110) to Initial Assessment (act. 107)	0	0	0	3	2	0	0	1	2	1	0	2	11
Ave. Number of Days from Initial Assessment (act. 107) to Title Search (act. N5)	0	0	0	14	4	0	0	7	26	8	0	343	
Number of Cases from Initial Assessment (act. 107) to Title Search (act. N5)	0	0	0	2	2	0	0	1	2	1	0	2	10
Ave. Number of Days from Title Search (act. N5) to NOV Mailed (act. 119)	0	0	0	20	91	0	0	43	42	56	0	-325	
Number of Cases from Title Search (act. N5) to NOV Mailed	0	0	0	2	2	0	0	1	2	1	0	2	10
Ave. Number of Days from NOV Mailed (act. 119) to Hearing (act. 66/52B)	0	0	0	66	86	0	0	147	1,018	188	0	119	
Number of Cases from NOV Mailed (act. 119) to Hearing (act. 66/52B)	0	0	0	3	2	0	0	1	2	1	0	2	11
Ave. Number of Days from Hearing (act. 66/52B) to Case Closed	0	0	0	2,274	1,712	0	0	2,352	1,023	2,783	0	3,031	
Number of Cases from Hearing (act. 66/52B) to Case Closed	0	0	0	3	2	0	0	1	2	1	0	2	11

	Weighted Average
Ave. Number of Days from Intake (open date) to Intial Inspection Request (act. 110)	19.50
Ave. of Number of Days from Initial Inspection Request (act. 110) to Closing	3,083.86
Ave. Number of Days from Initial Inspection Request (act. 110) to Initial Assessment (act. 107)	18.45
Ave. Number of Days from Initial Assessment (act. 107) to Title Search (act. N5)	78.90
Ave. Number of Days from Title Search (act. N5) to NOV Mailed (act. 119)	-24.50
Ave. Number of Days from NOV Mailed (act. 119) to Hearing (act. 66/52B)	270.82
Ave. Number of Days from Hearing (act. 66/52B) to Case Closed	2,135.36

**MIAMI-DADE COUNTY**  
**DEPARTMENT OF REGULATORY AND ECONOMIC RESOURCES (RER)**  
**UNSAFE STRUCTURES MEASURES - COMMERCIAL**  
**From OCTOBER 2015 To SEPTEMBER 2016**





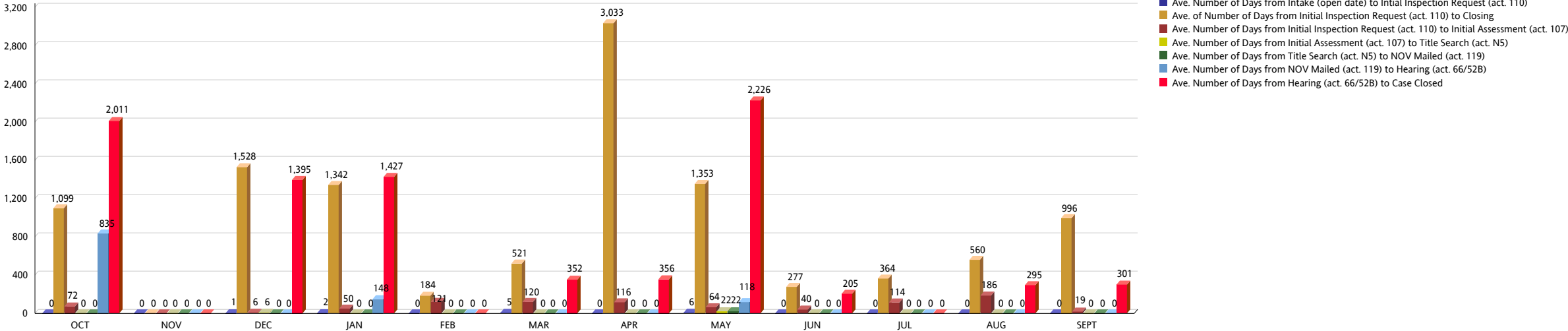
**MIAMI-DADE COUNTY**  
**DEPARTMENT OF REGULATORY AND ECONOMIC RESOURCES (RER)**  
**UNSAFE STRUCTURES MEASURES - COMMERCIAL**  
**From OCTOBER 2015 To SEPTEMBER 2016**

COMMERCIAL NO INJUNCTION (COUNTY PROPERTIES)	OCT	NOV	DEC	JAN	FEB	MAR	APR	MAY	JUN	JUL	AUG	SEPT	YTD TOTAL
Ave. Number of Days from Intake (open date) to Intial Inspection Request (act. 110)	0	0	1	2	0	5	0	6	0	0	0	0	
Number of Cases from Intake (open date) to Intial Inspection Request (act. 110)	6	0	1	25	14	15	2	2	5	1	5	7	83
Ave. of Number of Days from Initial Inspection Request (act. 110) to Closing	1,099	0	1,528	1,342	184	521	3,033	1,353	277	364	560	996	
Number of Cases from Initial Inspection Request (act. 110) to Closing	6	0	1	25	14	15	2	2	5	1	5	7	83
Ave. Number of Days from Initial Inspection Request (act. 110) to Initial Assessment (act. 107)	72	0	6	50	121	120	116	64	40	114	186	19	
Number of Cases Closed from Initial Inspection Request (act. 110) to Initial Assessment (act. 107)	3	0	1	22	14	13	1	2	5	1	5	6	73
Ave. Number of Days from Initial Assessment (act. 107) to Title Search (act. N5)	0	0	6	0	0	0	0	22	0	0	0	0	
Number of Cases from Initial Assessment (act. 107) to Title Search (act. N5)	0	0	1	0	0	0	0	1	0	0	0	0	2
Ave. Number of Days from Title Search (act. N5) to NOV Mailed (act. 119)	0	0	0	0	0	0	0	22	0	0	0	0	
Number of Cases from Title Search (act. N5) to NOV Mailed	0	0	0	0	0	0	0	1	0	0	0	0	1
Ave. Number of Days from NOV Mailed (act. 119) to Hearing (act. 66/52B)	835	0	0	148	0	0	0	118	0	0	0	0	
Number of Cases from NOV Mailed (act. 119) to Hearing (act. 66/52B)	2	0	0	2	0	0	0	1	0	0	0	0	5
Ave. Number of Days from Hearing (act. 66/52B) to Case Closed	2,011	0	1,395	1,427	0	352	356	2,226	205	0	295	301	
Number of Cases from Hearing (act. 66/52B) to Case Closed	2	0	1	20	0	4	1	1	3	0	4	6	42

	Weighted Average
Ave. Number of Days from Intake (open date) to Intial Inspection Request (act. 110)	1.66
Ave. of Number of Days from Initial Inspection Request (act. 110) to Closing	871.76
Ave. Number of Days from Initial Inspection Request (act. 110) to Initial Assessment (act. 107)	84.63
Ave. Number of Days from Initial Assessment (act. 107) to Title Search (act. N5)	14.00
Ave. Number of Days from Title Search (act. N5) to NOV Mailed (act. 119)	22.00
Ave. Number of Days from NOV Mailed (act. 119) to Hearing (act. 66/52B)	416.80
Ave. Number of Days from Hearing (act. 66/52B) to Case Closed	989.24

**MIAMI-DADE COUNTY**  
**DEPARTMENT OF REGULATORY AND ECONOMIC RESOURCES (RER)**  
**UNSAFE STRUCTURES MEASURES - COMMERCIAL**  
**From OCTOBER 2015 To SEPTEMBER 2016**

**COMMERCIAL / NO INJUNCTION / COUNTY PROPERTIES**



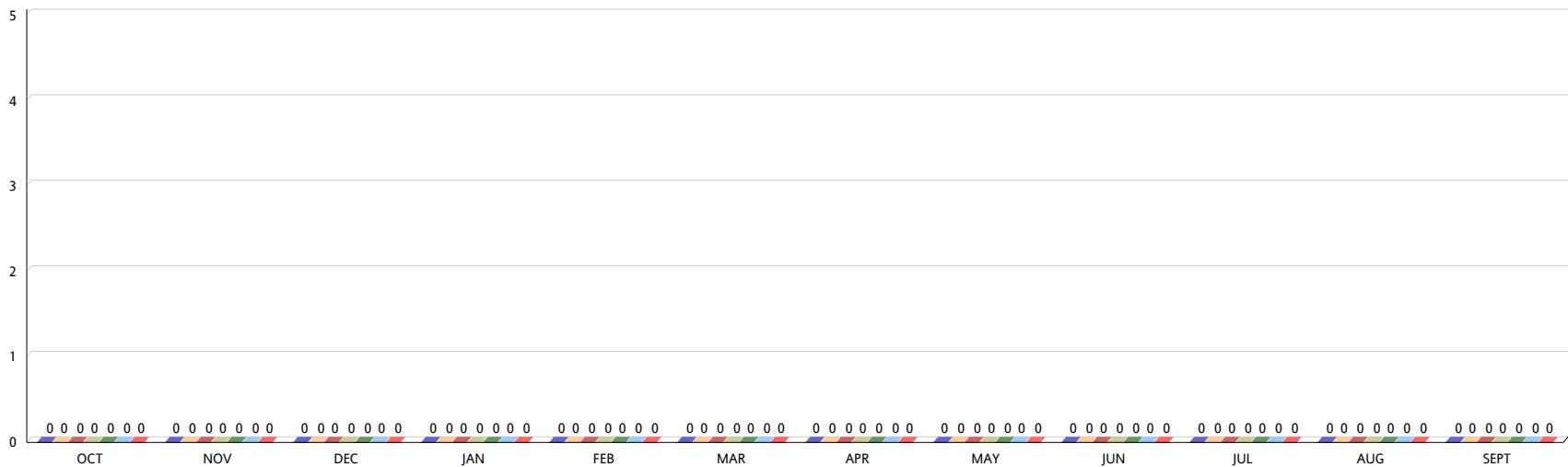
**MIAMI-DADE COUNTY**  
**DEPARTMENT OF REGULATORY AND ECONOMIC RESOURCES (RER)**  
**UNSAFE STRUCTURES MEASURES - COMMERCIAL**  
**From OCTOBER 2015 To SEPTEMBER 2016**

COMMERCIAL WITH INJUNCTION (COUNTY PROPERTIES)	OCT	NOV	DEC	JAN	FEB	MAR	APR	MAY	JUN	JUL	AUG	SEPT	YTD TOTAL
Ave. Number of Days from Intake (open date) to Intial Inspection Request (act. 110)	0	0	0	0	0	0	0	0	0	0	0	0	
Number of Cases from Intake (open date) to Intial Inspection Request (act. 110)	0	0	0	0	0	0	0	0	0	0	0	0	0
Ave. of Number of Days from Initial Inspection Request (act. 110) to Closing	0	0	0	0	0	0	0	0	0	0	0	0	
Number of Cases from Initial Inspection Request (act. 110) to Closing	0	0	0	0	0	0	0	0	0	0	0	0	0
Ave. Number of Days from Initial Inspection Request (act. 110) to Initial Assessment (act. 107)	0	0	0	0	0	0	0	0	0	0	0	0	
Number of Cases Closed from Initial Inspection Request (act. 110) to Initial Assessment (act. 107)	0	0	0	0	0	0	0	0	0	0	0	0	0
Ave. Number of Days from Initial Assessment (act. 107) to Title Search (act. N5)	0	0	0	0	0	0	0	0	0	0	0	0	
Number of Cases from Initial Assessment (act. 107) to Title Search (act. N5)	0	0	0	0	0	0	0	0	0	0	0	0	0
Ave. Number of Days from Title Search (act. N5) to NOV Mailed (act. 119)	0	0	0	0	0	0	0	0	0	0	0	0	
Number of Cases from Title Search (act. N5) to NOV Mailed	0	0	0	0	0	0	0	0	0	0	0	0	0
Ave. Number of Days from NOV Mailed (act. 119) to Hearing (act. 66/52B)	0	0	0	0	0	0	0	0	0	0	0	0	
Number of Cases from NOV Mailed (act. 119) to Hearing (act. 66/52B)	0	0	0	0	0	0	0	0	0	0	0	0	0
Ave. Number of Days from Hearing (act. 66/52B) to Case Closed	0	0	0	0	0	0	0	0	0	0	0	0	
Number of Cases from Hearing (act. 66/52B) to Case Closed	0	0	0	0	0	0	0	0	0	0	0	0	0

	Weighted Average
Ave. Number of Days from Intake (open date) to Intial Inspection Request (act. 110)	0
Ave. of Number of Days from Initial Inspection Request (act. 110) to Closing	0
Ave. Number of Days from Initial Inspection Request (act. 110) to Initial Assessment (act. 107)	0
Ave. Number of Days from Initial Assessment (act. 107) to Title Search (act. N5)	0
Ave. Number of Days from Title Search (act. N5) to NOV Mailed (act. 119)	0
Ave. Number of Days from NOV Mailed (act. 119) to Hearing (act. 66/52B)	0
Ave. Number of Days from Hearing (act. 66/52B) to Case Closed	0

MIAMI-DADE COUNTY  
DEPARTMENT OF REGULATORY AND ECONOMIC RESOURCES (RER)  
UNSAFE STRUCTURES MEASURES - COMMERCIAL  
From OCTOBER 2015 To SEPTEMBER 2016

COMMERCIAL / WITH INJUNCTION / COUNTY PROPERTIES



- Ave. Number of Days from Intake (open date) to Initial Inspection Request (act. 110)
- Ave. of Number of Days from Initial Inspection Request (act. 110) to Closing
- Ave. Number of Days from Initial Inspection Request (act. 110) to Initial Assessment (act. 107)
- Ave. Number of Days from Initial Assessment (act. 107) to Title Search (act. N5)
- Ave. Number of Days from Title Search (act. N5) to NOV Mailed (act. 119)
- Ave. Number of Days from NOV Mailed (act. 119) to Hearing (act. 66/52B)
- Ave. Number of Days from Hearing (act. 66/52B) to Case Closed