

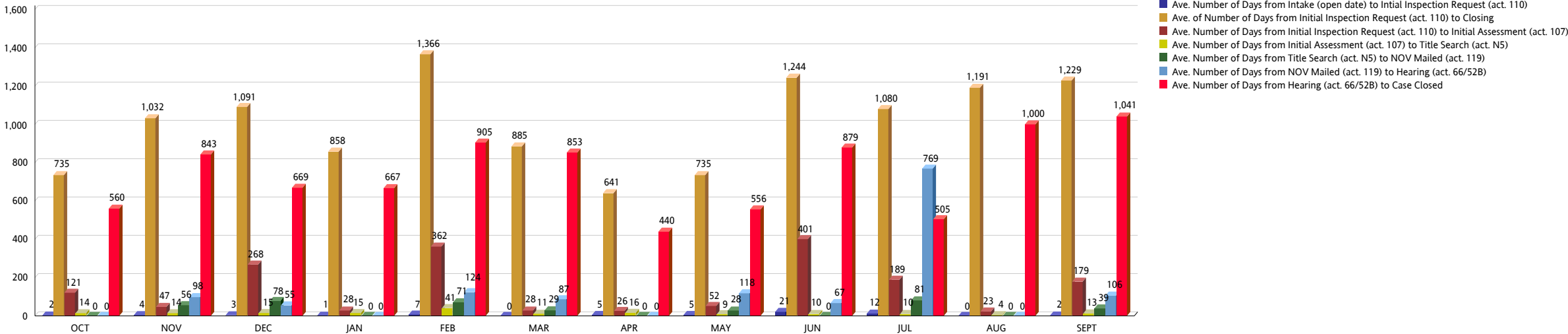
MIAMI-DADE COUNTY
DEPARTMENT OF REGULATORY AND ECONOMIC RESOURCES (RER)
UNSAFE STRUCTURES MEASURES - RESIDENTIAL
From OCTOBER 2015 To SEPTEMBER 2016

RESIDENTIAL NO INJUNCTION (ALL PROPERTIES)	OCT	NOV	DEC	JAN	FEB	MAR	APR	MAY	JUN	JUL	AUG	SEPT	YTD TOTAL
Ave. Number of Days from Intake (open date) to Intial Inspection Request (act. 110)	2	4	3	1	7	0	5	5	21	12	0	2	
Number of Cases from Intake (open date) to Intial Inspection Request (act. 110)	33	8	20	12	8	20	7	11	30	15	4	46	214
Ave. of Number of Days from Initial Inspection Request (act. 110) to Closing	735	1,032	1,091	858	1,366	885	641	735	1,244	1,080	1,191	1,229	
Number of Cases from Initial Inspection Request (act. 110) to Closing	33	8	20	12	8	20	7	11	30	15	4	46	214
Ave. Number of Days from Initial Inspection Request (act. 110) to Initial Assessment (act. 107)	121	47	268	28	362	28	26	52	401	189	23	179	
Number of Cases Closed from Initial Inspection Request (act. 110) to Initial Assessment (act. 107)	29	8	19	12	8	20	7	10	26	14	4	45	202
Ave. Number of Days from Initial Assessment (act. 107) to Title Search (act. N5)	14	14	15	15	41	11	16	9	10	10	4	13	
Number of Cases from Initial Assessment (act. 107) to Title Search (act. N5)	29	8	19	12	8	20	7	10	26	14	4	45	202
Ave. Number of Days from Title Search (act. N5) to NOV Mailed (act. 119)	0	56	78	0	71	29	0	28	0	81	0	39	
Number of Cases from Title Search (act. N5) to NOV Mailed	0	1	1	0	1	2	0	1	1	2	0	8	17
Ave. Number of Days from NOV Mailed (act. 119) to Hearing (act. 66/52B)	0	98	55	0	124	87	0	118	67	769	0	106	
Number of Cases from NOV Mailed (act. 119) to Hearing (act. 66/52B)	0	1	1	0	1	2	0	1	2	2	0	7	17
Ave. Number of Days from Hearing (act. 66/52B) to Case Closed	560	843	669	667	905	853	440	556	879	505	1,000	1,041	
Number of Cases from Hearing (act. 66/52B) to Case Closed	19	7	16	12	7	16	7	9	21	14	4	31	163

	Weighted Average
Ave. Number of Days from Intake (open date) to Intial Inspection Request (act. 110)	5.69
Ave. of Number of Days from Initial Inspection Request (act. 110) to Closing	1,031.05
Ave. Number of Days from Initial Inspection Request (act. 110) to Initial Assessment (act. 107)	171.73
Ave. Number of Days from Initial Assessment (act. 107) to Title Search (act. N5)	13.53
Ave. Number of Days from Title Search (act. N5) to NOV Mailed (act. 119)	45.00
Ave. Number of Days from NOV Mailed (act. 119) to Hearing (act. 66/52B)	175.47
Ave. Number of Days from Hearing (act. 66/52B) to Case Closed	767.58

MIAMI-DADE COUNTY
DEPARTMENT OF REGULATORY AND ECONOMIC RESOURCES (RER)
UNSAFE STRUCTURES MEASURES - RESIDENTIAL
From OCTOBER 2015 To SEPTEMBER 2016

RESIDENTIAL / NO INJUNCTION / ALL PROPERTIES



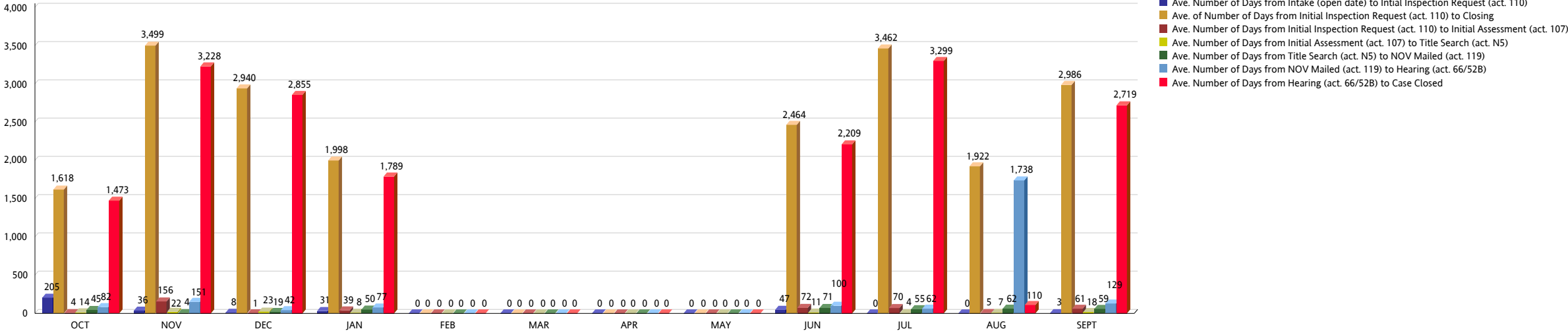
MIAMI-DADE COUNTY
DEPARTMENT OF REGULATORY AND ECONOMIC RESOURCES (RER)
UNSAFE STRUCTURES MEASURES - RESIDENTIAL
From OCTOBER 2015 To SEPTEMBER 2016

RESIDENTIAL WITH INJUNCTION (ALL PROPERTIES)	OCT	NOV	DEC	JAN	FEB	MAR	APR	MAY	JUN	JUL	AUG	SEPT	YTD TOTAL
Ave. Number of Days from Intake (open date) to Intial Inspection Request (act. 110)	205	36	8	31	0	0	0	0	47	0	0	3	
Number of Cases from Intake (open date) to Intial Inspection Request (act. 110)	1	2	1	3	0	0	0	0	2	2	1	2	14
Ave. of Number of Days from Initial Inspection Request (act. 110) to Closing	1,618	3,499	2,940	1,998	0	0	0	0	2,464	3,462	1,922	2,986	
Number of Cases from Initial Inspection Request (act. 110) to Closing	1	2	1	3	0	0	0	0	2	2	1	2	14
Ave. Number of Days from Initial Inspection Request (act. 110) to Initial Assessment (act. 107)	4	156	1	39	0	0	0	0	72	70	5	61	
Number of Cases Closed from Initial Inspection Request (act. 110) to Initial Assessment (act. 107)	1	1	1	3	0	0	0	0	2	1	1	2	12
Ave. Number of Days from Initial Assessment (act. 107) to Title Search (act. N5)	14	22	23	8	0	0	0	0	11	4	7	18	
Number of Cases from Initial Assessment (act. 107) to Title Search (act. N5)	1	1	1	3	0	0	0	0	2	1	1	2	12
Ave. Number of Days from Title Search (act. N5) to NOV Mailed (act. 119)	45	4	19	50	0	0	0	0	71	55	62	59	
Number of Cases from Title Search (act. N5) to NOV Mailed (act. 119)	1	1	1	1	0	0	0	0	2	1	1	2	10
Ave. Number of Days from NOV Mailed (act. 119) to Hearing (act. 66/52B)	82	151	42	77	0	0	0	0	100	62	1,738	129	
Number of Cases from NOV Mailed (act. 119) to Hearing (act. 66/52B)	1	2	1	1	0	0	0	0	2	2	1	2	12
Ave. Number of Days from Hearing (act. 66/52B) to Case Closed	1,473	3,228	2,855	1,789	0	0	0	0	2,209	3,299	110	2,719	
Number of Cases from Hearing (act. 66/52B) to Case Closed	1	2	1	3	0	0	0	0	2	2	1	2	14

	Weighted Average
Ave. Number of Days from Intake (open date) to Intial Inspection Request (act. 110)	34.14
Ave. of Number of Days from Initial Inspection Request (act. 110) to Closing	2,664.00
Ave. Number of Days from Initial Inspection Request (act. 110) to Initial Assessment (act. 107)	51.58
Ave. Number of Days from Initial Assessment (act. 107) to Title Search (act. N5)	12.67
Ave. Number of Days from Title Search (act. N5) to NOV Mailed (act. 119)	49.50
Ave. Number of Days from NOV Mailed (act. 119) to Hearing (act. 66/52B)	235.25
Ave. Number of Days from Hearing (act. 66/52B) to Case Closed	2,336.79

MIAMI-DADE COUNTY
DEPARTMENT OF REGULATORY AND ECONOMIC RESOURCES (RER)
UNSAFE STRUCTURES MEASURES - RESIDENTIAL
From OCTOBER 2015 To SEPTEMBER 2016

RESIDENTIAL / WITH INJUNCTION / ALL PROPERTIES



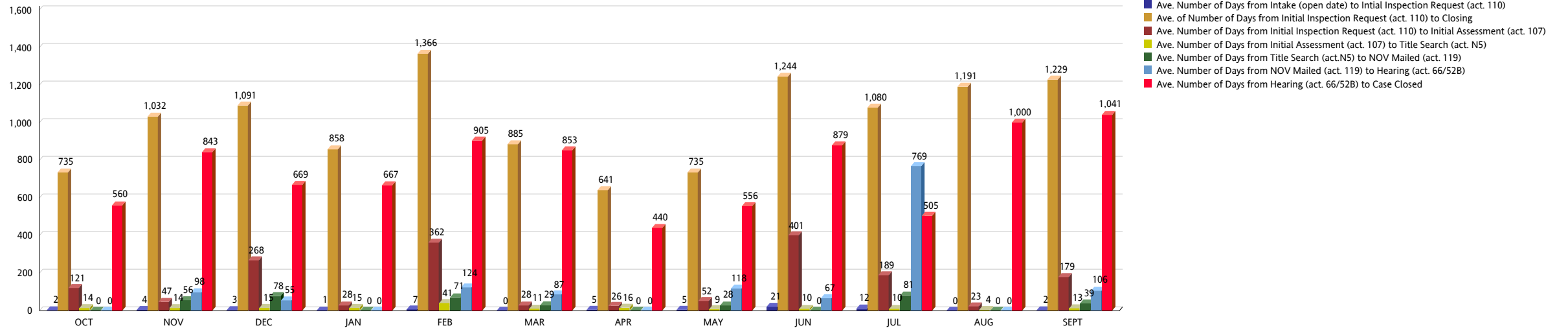
MIAMI-DADE COUNTY
DEPARTMENT OF REGULATORY AND ECONOMIC RESOURCES (RER)
UNSAFE STRUCTURES MEASURES - RESIDENTIAL
From OCTOBER 2015 To SEPTEMBER 2016

RESIDENTIAL NO INJUNCTION (EXCLUDING COUNTY PROPERTIES)	OCT	NOV	DEC	JAN	FEB	MAR	APR	MAY	JUN	JUL	AUG	SEPT	YTD TOTAL
Ave. Number of Days from Intake (open date) to Intial Inspection Request (act. 110)	2	4	3	1	7	0	5	5	21	12	0	2	
Number of Cases from Intake (open date) to Intial Inspection Request (act. 110)	33	8	20	12	8	20	7	11	30	15	4	46	214
Ave. of Number of Days from Initial Inspection Request (act. 110) to Closing	735	1,032	1,091	858	1,366	885	641	735	1,244	1,080	1,191	1,229	
Number of Cases from Initial Inspection Request (act. 110) to Closing	33	8	20	12	8	20	7	11	30	15	4	46	214
Ave. Number of Days from Initial Inspection Request (act. 110) to Initial Assessment (act. 107)	121	47	268	28	362	28	26	52	401	189	23	179	
Number of Cases from Initial Inspection Request (act. 110) to Initial Assessment (act. 107)	29	8	19	12	8	20	7	10	26	14	4	45	202
Ave. Number of Days from Initial Assessment (act. 107) to Title Search (act. N5)	14	14	15	15	41	11	16	9	10	10	4	13	
Number of Cases from Initial Assessment (act. 107) to Title Search (act. N5)	29	8	19	12	8	20	7	10	26	14	4	45	202
Ave. Number of Days from Title Search (act.N5) to NOV Mailed (act. 119)	0	56	78	0	71	29	0	28	0	81	0	39	
Number of Cases from Title Search (act. N5) to NOV Mailed (act. 119)	0	1	1	0	1	2	0	1	1	2	0	8	17
Ave. Number of Days from NOV Mailed (act. 119) to Hearing (act. 66/52B)	0	98	55	0	124	87	0	118	67	769	0	106	
Number of Cases from NOV Mailed (act. 119) to Hearing (act. 66/52B)	0	1	1	0	1	2	0	1	2	2	0	7	17
Ave. Number of Days from Hearing (act. 66/52B) to Case Closed	560	843	669	667	905	853	440	556	879	505	1,000	1,041	8,918
Number of Cases from Hearing (act. 66/52B) to Case Closed	19	7	16	12	7	16	7	9	21	14	4	31	163

	Weighted Average
Ave. Number of Days from Intake (open date) to Intial Inspection Request (act. 110)	5.69
Ave. of Number of Days from Initial Inspection Request (act. 110) to Closing	1,031.05
Ave. Number of Days from Initial Inspection Request (act. 110) to Initial Assessment (act. 107)	171.73
Ave. Number of Days from Initial Assessment (act. 107) to Title Search (act. N5)	13.53
Ave. Number of Days from Title Search (act. N5) to NOV Mailed (act. 119)	45.00
Ave. Number of Days from NOV Mailed (act. 119) to Hearing (act. 66/52B)	175.47
Ave. Number of Days from Hearing (act. 66/52B) to Case Closed	767.58

MIAMI-DADE COUNTY
DEPARTMENT OF REGULATORY AND ECONOMIC RESOURCES (RER)
UNSAFE STRUCTURES MEASURES - RESIDENTIAL
From OCTOBER 2015 To SEPTEMBER 2016

RESIDENTIAL / NO INJUNCTION / EXCLUDING COUNTY PROPERTIES



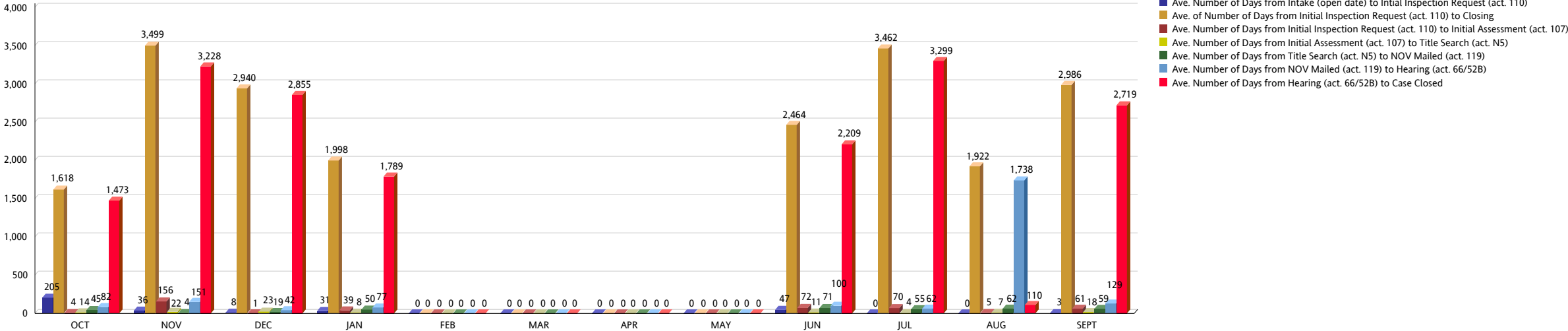
MIAMI-DADE COUNTY
DEPARTMENT OF REGULATORY AND ECONOMIC RESOURCES (RER)
UNSAFE STRUCTURES MEASURES - RESIDENTIAL
From OCTOBER 2015 To SEPTEMBER 2016

RESIDENTIAL WITH INJUNCTION (EXCLUDING COUNTY PROPERTIES)	OCT	NOV	DEC	JAN	FEB	MAR	APR	MAY	JUN	JUL	AUG	SEPT	YTD TOTAL
Ave. Number of Days from Intake (open date) to Intial Inspection Request (act. 110)	205	36	8	31	0	0	0	0	47	0	0	3	
Number of Cases from Intake (open date) to Intial Inspection Request (act. 110)	1	2	1	3	0	0	0	0	2	2	1	2	14
Ave. of Number of Days from Initial Inspection Request (act. 110) to Closing	1,618	3,499	2,940	1,998	0	0	0	0	2,464	3,462	1,922	2,986	
Number of Cases from Initial Inspection Request (act. 110) to Closing	1	2	1	3	0	0	0	0	2	2	1	2	14
Ave. Number of Days from Initial Inspection Request (act. 110) to Initial Assessment (act. 107)	4	156	1	39	0	0	0	0	72	70	5	61	
Number of Cases Closed from Initial Inspection Request (act. 110) to Initial Assessment (act. 107)	1	1	1	3	0	0	0	0	2	1	1	2	12
Ave. Number of Days from Initial Assessment (act. 107) to Title Search (act. N5)	14	22	23	8	0	0	0	0	11	4	7	18	
Number of Cases from Initial Assessment (act. 107) to Title Search (act. N5)	1	1	1	3	0	0	0	0	2	1	1	2	12
Ave. Number of Days from Title Search (act. N5) to NOV Mailed (act. 119)	45	4	19	50	0	0	0	0	71	55	62	59	
Number of Cases from Title Search (act. N5) to NOV Mailed	1	1	1	1	0	0	0	0	2	1	1	2	10
Ave. Number of Days from NOV Mailed (act. 119) to Hearing (act. 66/52B)	82	151	42	77	0	0	0	0	100	62	1,738	129	
Number of Cases from NOV Mailed (act. 119) to Hearing (act. 66/52B)	1	2	1	1	0	0	0	0	2	2	1	2	12
Ave. Number of Days from Hearing (act. 66/52B) to Case Closed	1,473	3,228	2,855	1,789	0	0	0	0	2,209	3,299	110	2,719	
Number of Cases from Hearing (act. 66/52B) to Case Closed	1	2	1	3	0	0	0	0	2	2	1	2	14

	Weighted Average
Ave. Number of Days from Intake (open date) to Intial Inspection Request (act. 110)	34.14
Ave. of Number of Days from Initial Inspection Request (act. 110) to Closing	2,664.00
Ave. Number of Days from Initial Inspection Request (act. 110) to Initial Assessment (act. 107)	51.58
Ave. Number of Days from Initial Assessment (act. 107) to Title Search (act. N5)	12.67
Ave. Number of Days from Title Search (act. N5) to NOV Mailed (act. 119)	49.50
Ave. Number of Days from NOV Mailed (act. 119) to Hearing (act. 66/52B)	235.25
Ave. Number of Days from Hearing (act. 66/52B) to Case Closed	2,336.79

MIAMI-DADE COUNTY
DEPARTMENT OF REGULATORY AND ECONOMIC RESOURCES (RER)
UNSAFE STRUCTURES MEASURES - RESIDENTIAL
From OCTOBER 2015 To SEPTEMBER 2016

RESIDENTIAL / WITH INJUNCTION / EXCLUDING COUNTY PROPERTIES



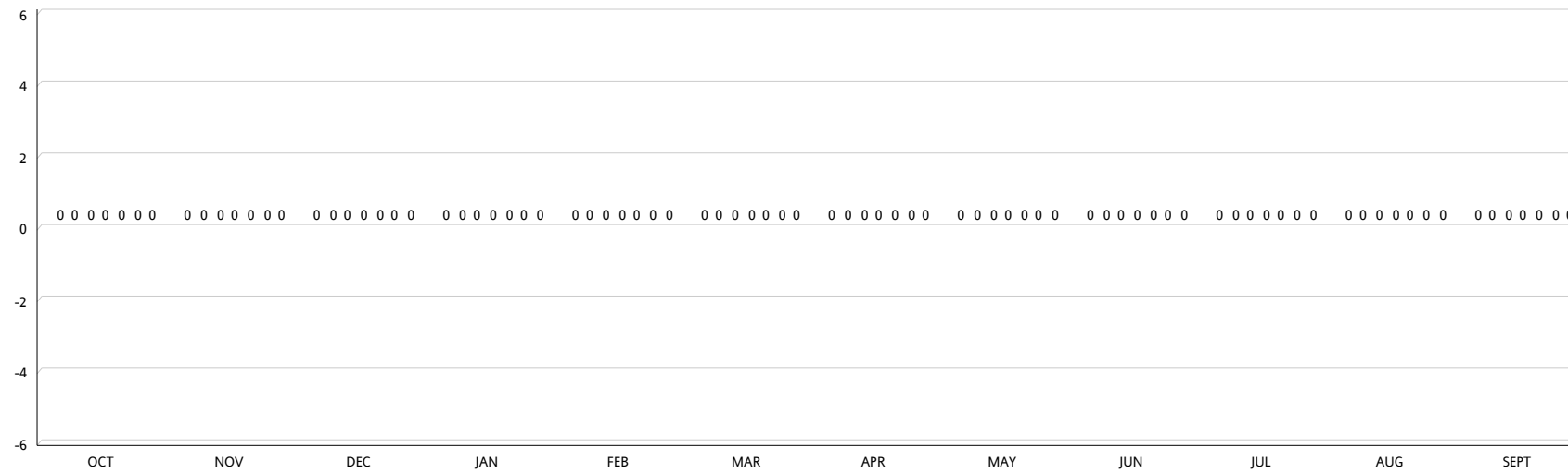
MIAMI-DADE COUNTY
DEPARTMENT OF REGULATORY AND ECONOMIC RESOURCES (RER)
UNSAFE STRUCTURES MEASURES - RESIDENTIAL
From OCTOBER 2015 To SEPTEMBER 2016

RESIDENTIAL NO INJUNCTION (COUNTY PROPERTIES)	OCT	NOV	DEC	JAN	FEB	MAR	APR	MAY	JUN	JUL	AUG	SEPT	YTD TOTAL
Ave. Number of Days from Intake (open date) to Intial Inspection Request (act. 110)	0	0	0	0	0	0	0	0	0	0	0	0	
Number of Cases from Intake (open date) to Intial Inspection Request (act. 110)	0	0	0	0	0	0	0	0	0	0	0	0	0
Ave. of Number of Days from Initial Inspection Request (act. 110) to Closing	0	0	0	0	0	0	0	0	0	0	0	0	
Number of Cases from Initial Inspection Request (act. 110) to Closing	0	0	0	0	0	0	0	0	0	0	0	0	0
Ave. Number of Days from Initial Inspection Request (act. 110) to Initial Assessment (act. 107)	0	0	0	0	0	0	0	0	0	0	0	0	
Number of Cases Closed from Initial Inspection Request (act. 110) to Initial Assessment (act. 107)	0	0	0	0	0	0	0	0	0	0	0	0	0
Ave. Number of Days from Initial Assessment (act. 107) to Title Search (act. N5)	0	0	0	0	0	0	0	0	0	0	0	0	
Number of Cases from Initial Assessment (act. 107) to Title Search (act. N5)	0	0	0	0	0	0	0	0	0	0	0	0	0
Ave. Number of Days from Title Search (act. N5) to NOV Mailed (act. 119)	0	0	0	0	0	0	0	0	0	0	0	0	
Number of Cases from Title Search (act. N5) to NOV Mailed	0	0	0	0	0	0	0	0	0	0	0	0	0
Ave. Number of Days from NOV Mailed (act. 119) to Hearing (act. 66/52B)	0	0	0	0	0	0	0	0	0	0	0	0	
Number of Cases from NOV Mailed (act. 119) to Hearing (act. 66/52B)	0	0	0	0	0	0	0	0	0	0	0	0	0
Ave. Number of Days from Hearing (act. 66/52B) to Case Closed	0	0	0	0	0	0	0	0	0	0	0	0	
Number of Cases from Hearing (act. 66/52B) to Case Closed	0	0	0	0	0	0	0	0	0	0	0	0	0

	Weighted Average
Ave. Number of Days from Intake (open date) to Intial Inspection Request (act. 110)	0
Ave. of Number of Days from Initial Inspection Request (act. 110) to Closing	0
Ave. Number of Days from Initial Inspection Request (act. 110) to Initial Assessment (act. 107)	0
Ave. Number of Days from Initial Assessment (act. 107) to Title Search (act. N5)	0
Ave. Number of Days from Title Search (act. N5) to NOV Mailed (act. 119)	0
Ave. Number of Days from NOV Mailed (act. 119) to Hearing (act. 66/52B)	0
Ave. Number of Days from Hearing (act. 66/52B) to Case Closed	0

MIAMI-DADE COUNTY
DEPARTMENT OF REGULATORY AND ECONOMIC RESOURCES (RER)
UNSAFE STRUCTURES MEASURES - RESIDENTIAL
From OCTOBER 2015 To SEPTEMBER 2016

RESIDENTIAL / NO INJUNCTION / COUNTY PROPERTIES



- Ave. Number of Days from Intake (open date) to Initial Inspection Request (act. 110)
- Ave. of Number of Days from Initial Inspection Request (act. 110) to Closing
- Ave. Number of Days from Initial Inspection Request (act. 110) to Initial Assessment (act. 107)
- Ave. Number of Days from Initial Assessment (act. 107) to Title Search (act. N5)
- Ave. Number of Days from Title Search (act. N5) to NOV Mailed (act. 119)
- Ave. Number of Days from NOV Mailed (act. 119) to Hearing (act. 66/52B)
- Ave. Number of Days from Hearing (act. 66/52B) to Case Closed

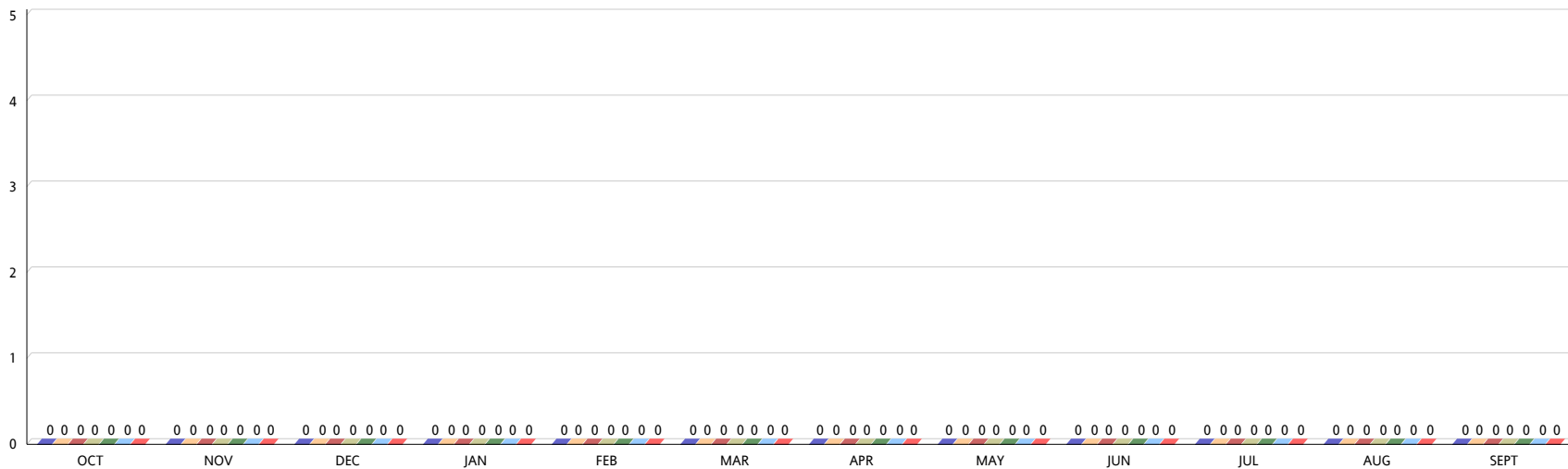
MIAMI-DADE COUNTY
DEPARTMENT OF REGULATORY AND ECONOMIC RESOURCES (RER)
UNSAFE STRUCTURES MEASURES - RESIDENTIAL
From OCTOBER 2015 To SEPTEMBER 2016

RESIDENTIAL WITH INJUNCTION (COUNTY PROPERTIES)	OCT	NOV	DEC	JAN	FEB	MAR	APR	MAY	JUN	JUL	AUG	SEPT	YTD TOTAL
Ave. Number of Days from Intake (open date) to Intial Inspection Request (act. 110)	0	0	0	0	0	0	0	0	0	0	0	0	
Number of Cases from Intake (open date) to Intial Inspection Request (act. 110)	0	0	0	0	0	0	0	0	0	0	0	0	0
Ave. of Number of Days from Initial Inspection Request (act. 110) to Closing	0	0	0	0	0	0	0	0	0	0	0	0	
Number of Cases from Initial Inspection Request (act. 110) to Closing	0	0	0	0	0	0	0	0	0	0	0	0	0
Ave. Number of Days from Initial Inspection Request (act. 110) to Initial Assessment (act. 107)	0	0	0	0	0	0	0	0	0	0	0	0	
Number of Cases Closed from Initial Inspection Request (act. 110) to Initial Assessment (act. 107)	0	0	0	0	0	0	0	0	0	0	0	0	0
Ave. Number of Days from Initial Assessment (act. 107) to Title Search (act. N5)	0	0	0	0	0	0	0	0	0	0	0	0	
Number of Cases from Initial Assessment (act. 107) to Title Search (act. N5)	0	0	0	0	0	0	0	0	0	0	0	0	0
Ave. Number of Days from Title Search (act. N5) to NOV Mailed (act. 119)	0	0	0	0	0	0	0	0	0	0	0	0	
Number of Cases from Title Search (act. N5) to NOV Mailed	0	0	0	0	0	0	0	0	0	0	0	0	0
Ave. Number of Days from NOV Mailed (act. 119) to Hearing (act. 66/52B)	0	0	0	0	0	0	0	0	0	0	0	0	
Number of Cases from NOV Mailed (act. 119) to Hearing (act. 66/52B)	0	0	0	0	0	0	0	0	0	0	0	0	0
Ave. Number of Days from Hearing (act. 66/52B) to Case Closed	0	0	0	0	0	0	0	0	0	0	0	0	
Number of Cases from Hearing (act. 66/52B) to Case Closed	0	0	0	0	0	0	0	0	0	0	0	0	0

	Weighted Average
Ave. Number of Days from Intake (open date) to Intial Inspection Request (act. 110)	0
Ave. of Number of Days from Initial Inspection Request (act. 110) to Closing	0
Ave. Number of Days from Initial Inspection Request (act. 110) to Initial Assessment (act. 107)	0
Ave. Number of Days from Initial Assessment (act. 107) to Title Search (act. N5)	0
Ave. Number of Days from Title Search (act. N5) to NOV Mailed (act. 119)	0
Ave. Number of Days from NOV Mailed (act. 119) to Hearing (act. 66/52B)	0
Ave. Number of Days from Hearing (act. 66/52B) to Case Closed	0

MIAMI-DADE COUNTY
DEPARTMENT OF REGULATORY AND ECONOMIC RESOURCES (RER)
UNSAFE STRUCTURES MEASURES - RESIDENTIAL
From OCTOBER 2015 To SEPTEMBER 2016

RESIDENTIAL / WITH INJUNCTION / COUNTY PROPERTIES



- Ave. Number of Days from Intake (open date) to Initial Inspection Request (act. 110)
- Ave. of Number of Days from Initial Inspection Request (act. 110) to Closing
- Ave. Number of Days from Initial Inspection Request (act. 110) to Initial Assessment (act. 107)
- Ave. Number of Days from Initial Assessment (act. 107) to Title Search (act. N5)
- Ave. Number of Days from Title Search (act. N5) to NOV Mailed (act. 119)
- Ave. Number of Days from NOV Mailed (act. 119) to Hearing (act. 66/52B)
- Ave. Number of Days from Hearing (act. 66/52B) to Case Closed