

MIAMI-DADE COUNTY
DEPARTMENT OF REGULATORY AND ECONOMIC RESOURCES (RER)
Business Plan
PLANS TRACKING INITIAL REVIEW
From OCTOBER 2016 To SEPTEMBER 2017

	OCT				NOV				DEC			
	Total # of Plans Reviewed (RER Trades)	Total # of Plans Late (RER Trades)	Percentage of Plans Completed On Time (RER Plans)	Percentage of Plans Late (RER Plans)	Total # of Plans Reviewed (RER Trades)	Total # of Plans Late (RER Trades)	Percentage of Plans Completed On Time (RER Plans)	Percentage of Plans Late (RER Plans)	Total # of Plans Reviewed (RER Trades)	Total # of Plans Late (RER Trades)	Percentage of Plans Completed On Time (RER Plans)	Percentage of Plans Late (RER Plans)
COMMERCIAL	2,111	1	99.95%	0.05%	2,149	1	99.95%	0.05%	2,153	0	100.00%	0.00%
RESIDENTIAL	1,492	1	99.93%	0.07%	1,665	6	99.64%	0.36%	1,755	8	99.54%	0.46%
Total	3,603	2	99.94%	0.06%	3,814	7	99.82%	0.18%	3,908	8	99.80%	0.20%

	JAN				FEB				MAR			
	Total # of Plans Reviewed (RER Trades)	Total # of Plans Late (RER Trades)	Percentage of Plans Completed On Time (RER Plans)	Percentage of Plans Late (RER Plans)	Total # of Plans Reviewed (RER Trades)	Total # of Plans Late (RER Trades)	Percentage of Plans Completed On Time (RER Plans)	Percentage of Plans Late (RER Plans)	Total # of Plans Reviewed (RER Trades)	Total # of Plans Late (RER Trades)	Percentage of Plans Completed On Time (RER Plans)	Percentage of Plans Late (RER Plans)
COMMERCIAL	1,930	1	99.95%	0.05%	2,139	0	100.00%	0.00%	2,782	1	99.96%	0.04%
RESIDENTIAL	1,477	2	99.86%	0.14%	1,622	3	99.82%	0.18%	1,993	7	99.65%	0.35%
Total	3,407	3	99.91%	0.09%	3,761	3	99.92%	0.08%	4,775	8	99.83%	0.17%

	APR				MAY				JUN			
	Total # of Plans Reviewed (RER Trades)	Total # of Plans Late (RER Trades)	Percentage of Plans Completed On Time (RER Plans)	Percentage of Plans Late (RER Plans)	Total # of Plans Reviewed (RER Trades)	Total # of Plans Late (RER Trades)	Percentage of Plans Completed On Time (RER Plans)	Percentage of Plans Late (RER Plans)	Total # of Plans Reviewed (RER Trades)	Total # of Plans Late (RER Trades)	Percentage of Plans Completed On Time (RER Plans)	Percentage of Plans Late (RER Plans)
COMMERCIAL	2,416	0	100.00%	0.00%	2,777	1	99.96%	0.04%	2,688	5	99.81%	0.19%
RESIDENTIAL	1,733	1	99.94%	0.06%	1,960	5	99.74%	0.26%	1,940	11	99.43%	0.57%
Total	4,149	1	99.98%	0.02%	4,737	6	99.87%	0.13%	4,628	16	99.65%	0.35%

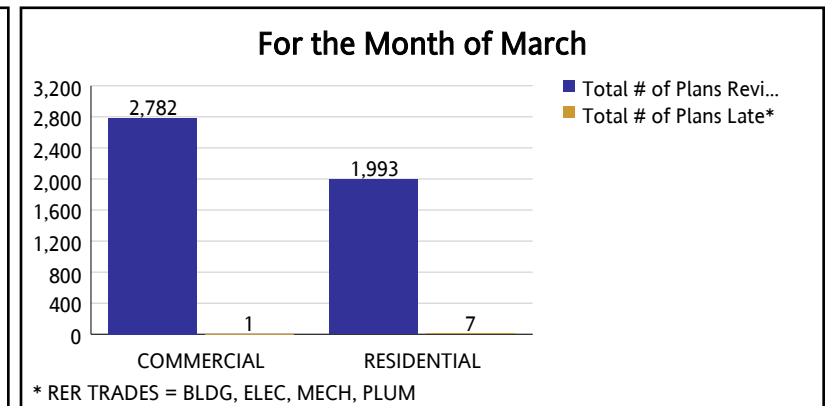
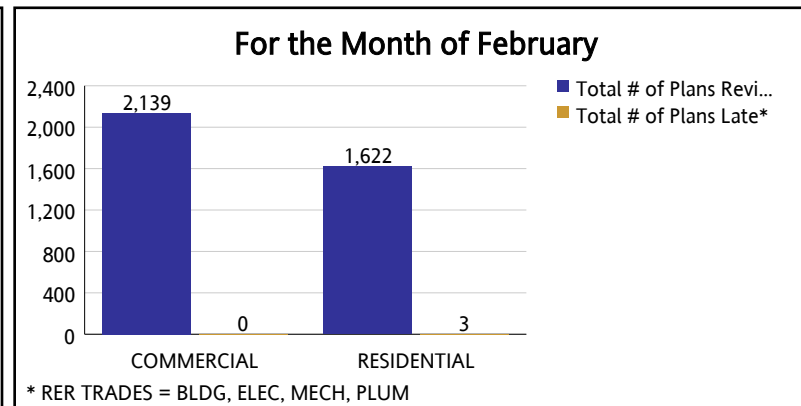
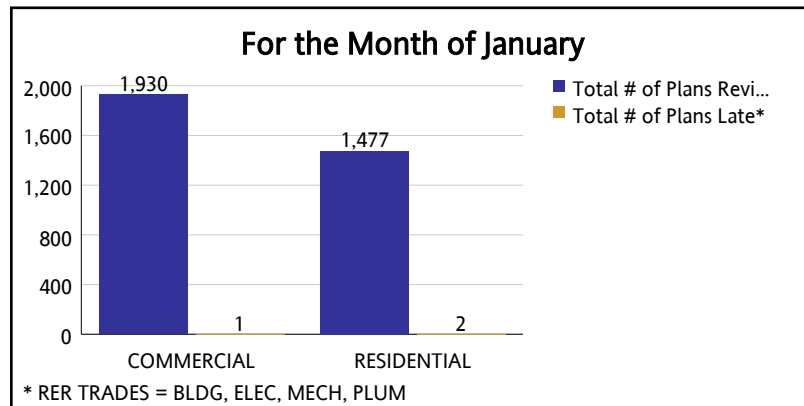
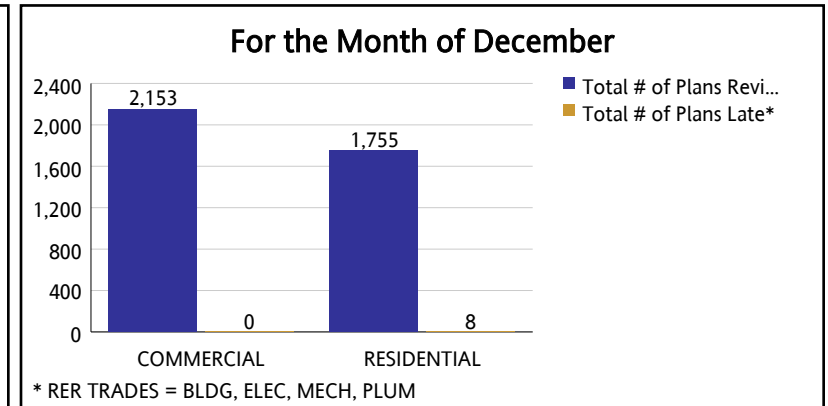
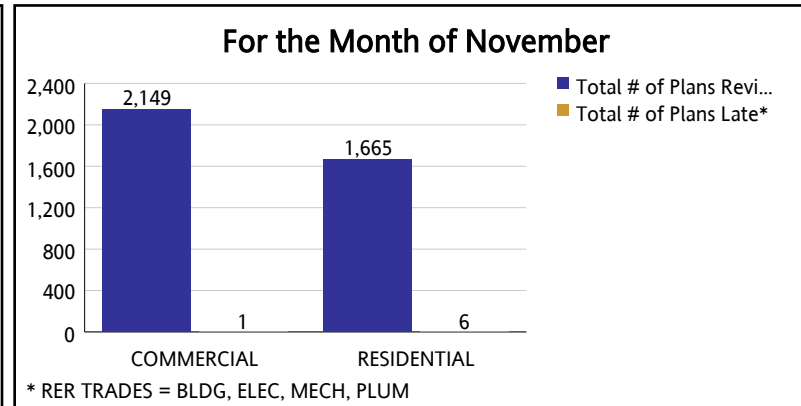
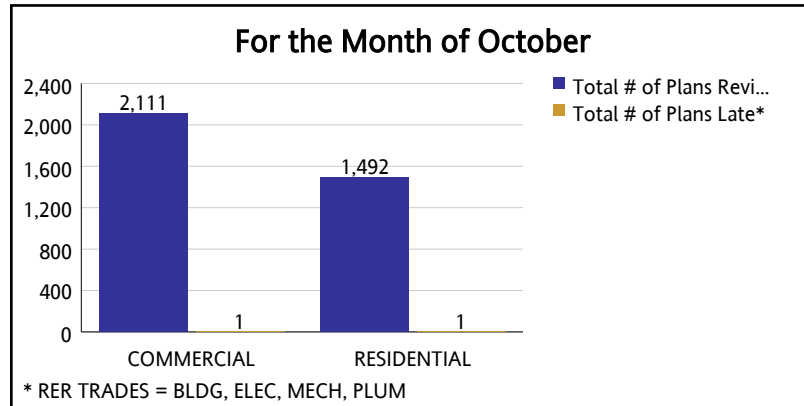
	JUL				AUG				SEPT			
	Total # of Plans Reviewed (RER Trades)	Total # of Plans Late (RER Trades)	Percentage of Plans Completed On Time (RER Plans)	Percentage of Plans Late (RER Plans)	Total # of Plans Reviewed (RER Trades)	Total # of Plans Late (RER Trades)	Percentage of Plans Completed On Time (RER Plans)	Percentage of Plans Late (RER Plans)	Total # of Plans Reviewed (RER Trades)	Total # of Plans Late (RER Trades)	Percentage of Plans Completed On Time (RER Plans)	Percentage of Plans Late (RER Plans)
COMMERCIAL	2,435	1	99.96%	0.04%	2,612	2	99.92%	0.08%	1,502	2	99.87%	0.13%
RESIDENTIAL	1,683	6	99.64%	0.36%	1,980	9	99.55%	0.45%	1,185	17	98.57%	1.43%
Total	4,118	7	99.83%	0.17%	4,592	11	99.76%	0.24%	2,687	19	99.29%	0.71%

MIAMI-DADE COUNTY
DEPARTMENT OF REGULATORY AND ECONOMIC RESOURCES (RER)

Business Plan

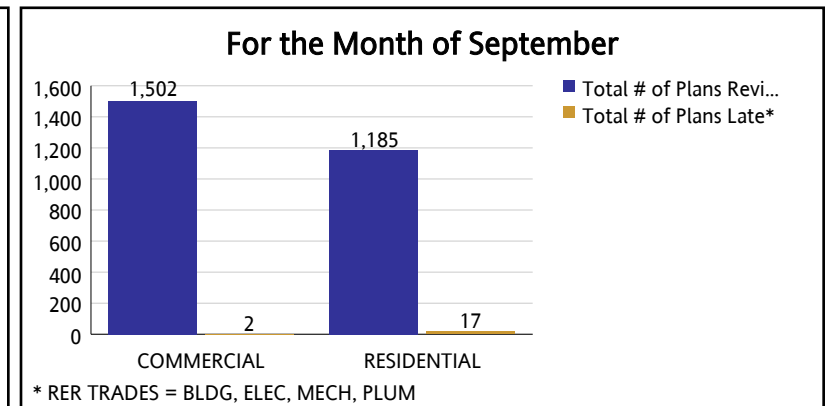
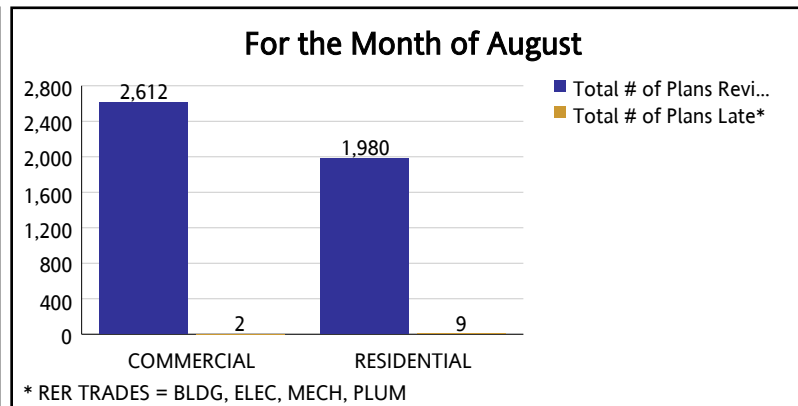
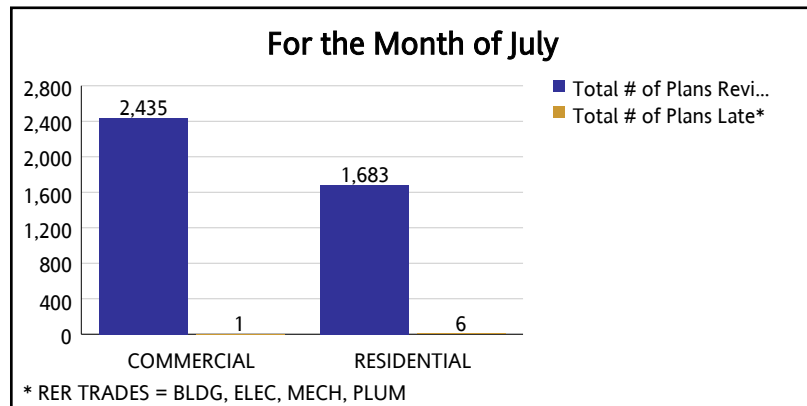
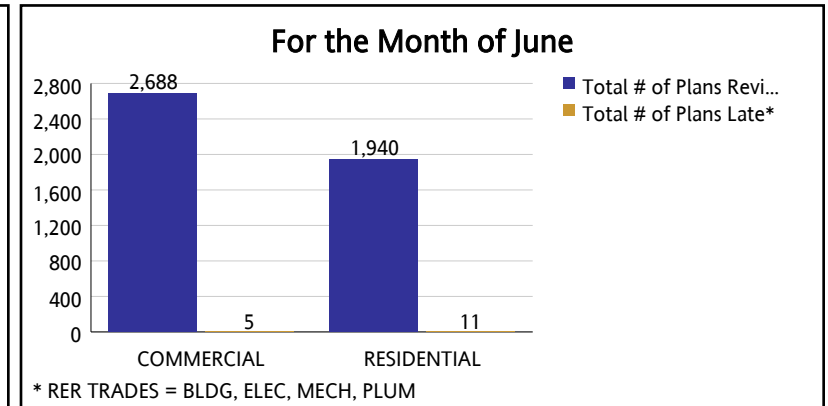
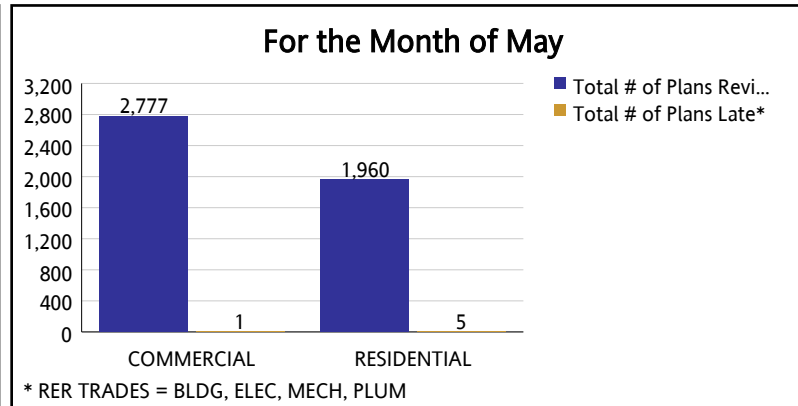
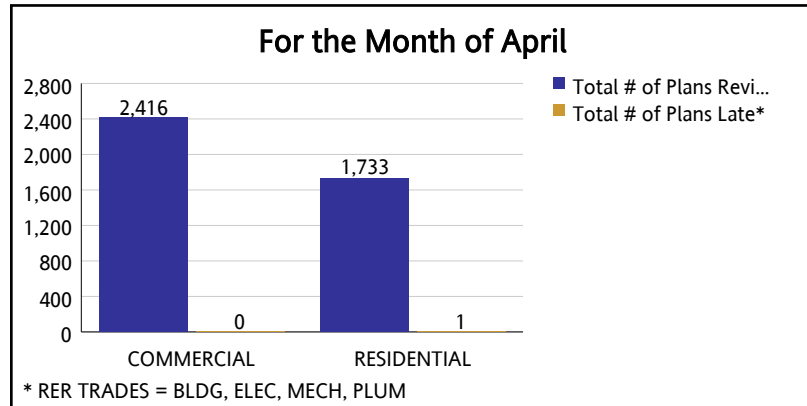
PLANS TRACKING INITIAL REVIEW

From OCTOBER 2016 To SEPTEMBER 2017



MIAMI-DADE COUNTY
DEPARTMENT OF REGULATORY AND ECONOMIC RESOURCES (RER)

Business Plan
PLANS TRACKING INITIAL REVIEW
 From OCTOBER 2016 To SEPTEMBER 2017



MIAMI-DADE COUNTY
DEPARTMENT OF REGULATORY AND ECONOMIC RESOURCES (RER)
Business Plan
PLANS TRACKING INITIAL REVIEW
Fiscal Year to Date Percentage
From OCTOBER 2016 To SEPTEMBER 2017

	2016						2017																
	OCT		NOV		DEC		JAN		FEB		MAR		APR		MAY		JUN		JUL		AUG		SEPT
	Percentage of Plans Completed On Time (RER Plans)	Percentage of Plans Late (RER Plans)	Percentage of Plans Completed On Time (RER Plans)	Percentage of Plans Late (RER Plans)	Percentage of Plans Completed On Time (RER Plans)	Percentage of Plans Late (RER Plans)	Percentage of Plans Completed On Time (RER Plans)	Percentage of Plans Late (RER Plans)	Percentage of Plans Completed On Time (RER Plans)	Percentage of Plans Late (RER Plans)	Percentage of Plans Completed On Time (RER Plans)	Percentage of Plans Late (RER Plans)	Percentage of Plans Completed On Time (RER Plans)	Percentage of Plans Late (RER Plans)	Percentage of Plans Completed On Time (RER Plans)	Percentage of Plans Late (RER Plans)	Percentage of Plans Completed On Time (RER Plans)	Percentage of Plans Late (RER Plans)	Percentage of Plans Completed On Time (RER Plans)	Percentage of Plans Late (RER Plans)	Percentage of Plans Completed On Time (RER Plans)	Percentage of Plans Late (RER Plans)	
COMMERCIAL	99.95%	0.05%	99.95%	0.05%	100.00%	0.00%	99.95%	0.05%	100.00%	0.00%	99.96%	0.04%	100.00%	0.00%	99.96%	0.04%	99.81%	0.19%	99.96%	0.04%	99.92%	0.08%	99.87%
RESIDENTIAL	99.93%	0.07%	99.64%	0.36%	99.54%	0.46%	99.86%	0.14%	99.82%	0.18%	99.65%	0.35%	99.94%	0.06%	99.74%	0.26%	99.43%	0.57%	99.64%	0.36%	99.55%	0.45%	98.57%
Total	99.94%	0.06%	99.82%	0.18%	99.80%	0.20%	99.91%	0.09%	99.92%	0.08%	99.83%	0.17%	99.98%	0.02%	99.87%	0.13%	99.65%	0.35%	99.83%	0.17%	99.76%	0.24%	99.29%

MIAMI-DADE COUNTY
DEPARTMENT OF REGULATORY AND ECONOMIC RESOURCES (RER)
Business Plan
PLANS TRACKING INITIAL REVIEW
 Fiscal Year to Date Percentage
 From OCTOBER 2016 To SEPTEMBER 2017

	Percentage of Plans Late (RER Plans)	FYTD % of Plans on Time	FYTD % of Plans Late
COMMERCIAL	0.13%	99.95%	0.05%
RESIDENTIAL	1.43%	99.63%	0.37%
Total	0.71%	99.81%	0.19%