

# Miami-Dade County

## DEPARTMENT OF REGULATORY AND ECONOMIC RESOURCES (RER)

### *Total Permits Issued by Trade*

FY: 2016 - 2017

OCTOBER 1st, 2016 TO SEPTEMBER 30th, 2017

TRADE	FIRST QUARTER
	#PERMITS ISSUED
Building	3,741
Electrical	2,770
LPGX	49
Mechanical	1,413
Plumbing	1,463
Roofing	1,927
Sign	210
<b>Total</b>	<b>11,573</b>

TRADE	SECOND QUARTER
	#PERMITS ISSUED
Building	4,161
Electrical	3,047
LPGX	50
Mechanical	1,612
Plumbing	1,567
Roofing	2,268
Sign	229
<b>Total</b>	<b>12,934</b>

TRADE	THIRD QUARTER
	#PERMITS ISSUED
Building	4,834
Electrical	3,192
LPGX	81
Mechanical	1,917
Plumbing	1,691
Roofing	2,370
Sign	241
<b>Total</b>	<b>14,326</b>

TRADE	FOURTH QUARTER
	#PERMITS ISSUED
Building	4,128
Electrical	2,686
LPGX	41
Mechanical	1,611
Plumbing	1,427
Roofing	2,076
Sign	186
<b>Total</b>	<b>12,155</b>

# Miami-Dade County

## DEPARTMENT OF REGULATORY AND ECONOMIC RESOURCES (RER)

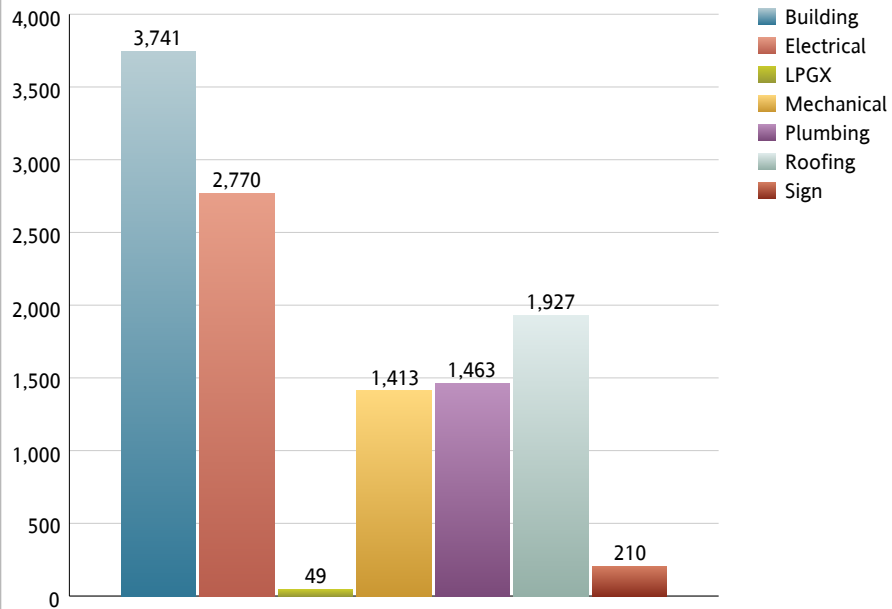
### Total Permits Issued by Trade

FY: 2016 - 2017

OCTOBER 1st, 2016 TO SEPTEMBER 30th, 2017

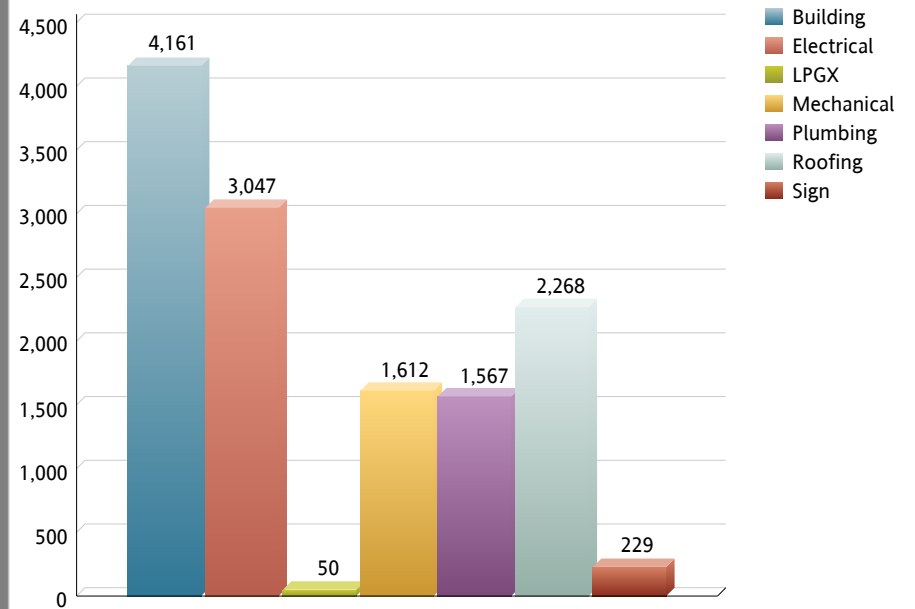
#### Permits Issued - First Quarter

Total: 11,573



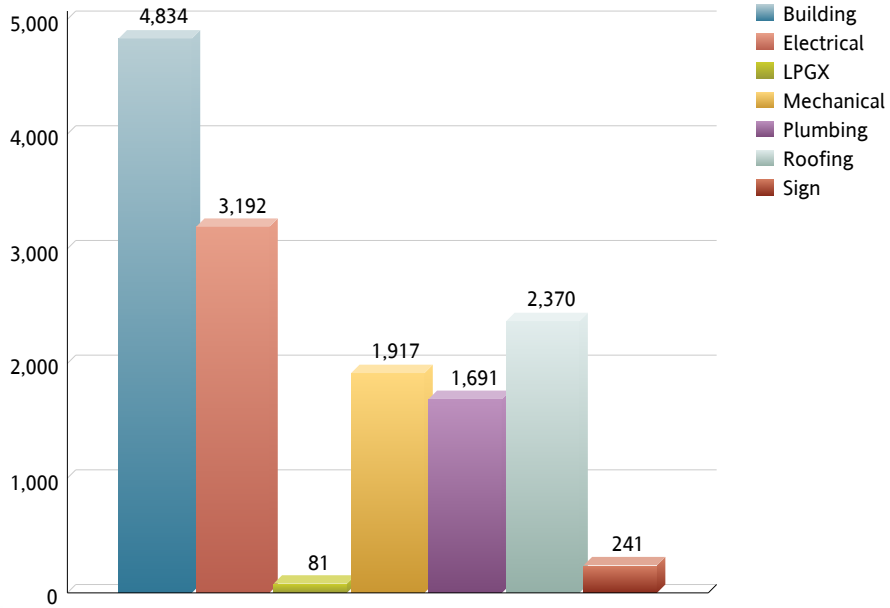
#### Permits Issued - Second Quarter

Total: 12,934



### Permits Issued - Third Quarter

Total: 14,326



### Permits Issued - Fourth Quarter

Total: 12,155

