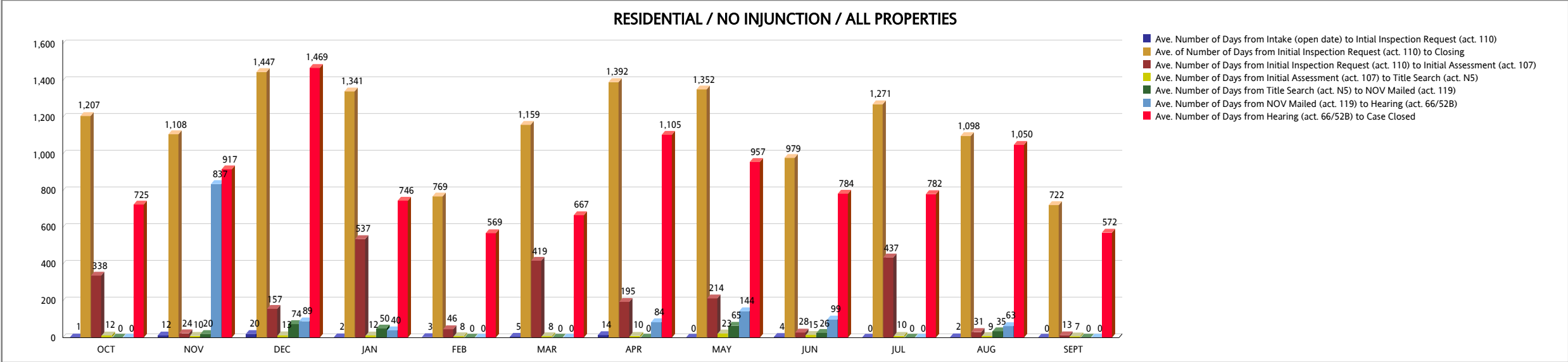


**MIAMI-DADE COUNTY**  
**DEPARTMENT OF REGULATORY AND ECONOMIC RESOURCES (RER)**  
**UNSAFE STRUCTURES MEASURES - RESIDENTIAL**  
**From OCTOBER 2016 To SEPTEMBER 2017**

RESIDENTIAL NO INJUNCTION (ALL PROPERTIES)	OCT	NOV	DEC	JAN	FEB	MAR	APR	MAY	JUN	JUL	AUG	SEPT	YTD TOTAL
Ave. Number of Days from Intake (open date) to Intial Inspection Request (act. 110)	1	12	20	2	3	5	14	0	4	0	2	0	
Number of Cases from Intake (open date) to Intial Inspection Request (act. 110)	16	18	20	14	17	13	15	13	16	6	20	3	171
Ave. of Number of Days from Initial Inspection Request (act. 110) to Closing	1,207	1,108	1,447	1,341	769	1,159	1,392	1,352	979	1,271	1,098	722	
Number of Cases from Initial Inspection Request (act. 110) to Closing	16	18	20	14	17	13	15	13	16	6	20	3	171
Ave. Number of Days from Initial Inspection Request (act. 110) to Initial Assessment (act. 107)	338	24	157	537	46	419	195	214	28	437	31	13	
Number of Cases Closed from Initial Inspection Request (act. 110) to Initial Assessment (act. 107)	16	18	20	14	17	13	15	13	16	6	20	3	171
Ave. Number of Days from Initial Assessment (act. 107) to Title Search (act. N5)	12	10	13	12	8	8	10	23	15	10	9	7	
Number of Cases from Initial Assessment (act. 107) to Title Search (act. N5)	16	18	19	14	17	13	14	13	16	6	20	3	169
Ave. Number of Days from Title Search (act. N5) to NOV Mailed (act. 119)	0	20	74	50	0	0	0	65	26	0	35	0	
Number of Cases from Title Search (act. N5) to NOV Mailed	0	2	4	1	0	0	0	2	2	0	3	0	14
Ave. Number of Days from NOV Mailed (act. 119) to Hearing (act. 66/52B)	0	837	89	40	0	0	84	144	99	0	63	0	
Number of Cases from NOV Mailed (act. 119) to Hearing (act. 66/52B)	0	2	5	1	0	0	1	2	2	0	3	0	16
Ave. Number of Days from Hearing (act. 66/52B) to Case Closed	725	917	1,469	746	569	667	1,105	957	784	782	1,050	572	
Number of Cases from Hearing (act. 66/52B) to Case Closed	14	15	15	12	16	11	14	13	16	5	17	1	149

	Weighted Average
Ave. Number of Days from Intake (open date) to Intial Inspection Request (act. 110)	6.37
Ave. of Number of Days from Initial Inspection Request (act. 110) to Closing	1,175.33
Ave. Number of Days from Initial Inspection Request (act. 110) to Initial Assessment (act. 107)	188.09
Ave. Number of Days from Initial Assessment (act. 107) to Title Search (act. N5)	11.64
Ave. Number of Days from Title Search (act. N5) to NOV Mailed (act. 119)	48.07
Ave. Number of Days from NOV Mailed (act. 119) to Hearing (act. 66/52B)	182.38
Ave. Number of Days from Hearing (act. 66/52B) to Case Closed	900.13

**MIAMI-DADE COUNTY**  
**DEPARTMENT OF REGULATORY AND ECONOMIC RESOURCES (RER)**  
**UNSAFE STRUCTURES MEASURES - RESIDENTIAL**  
**From OCTOBER 2016 To SEPTEMBER 2017**



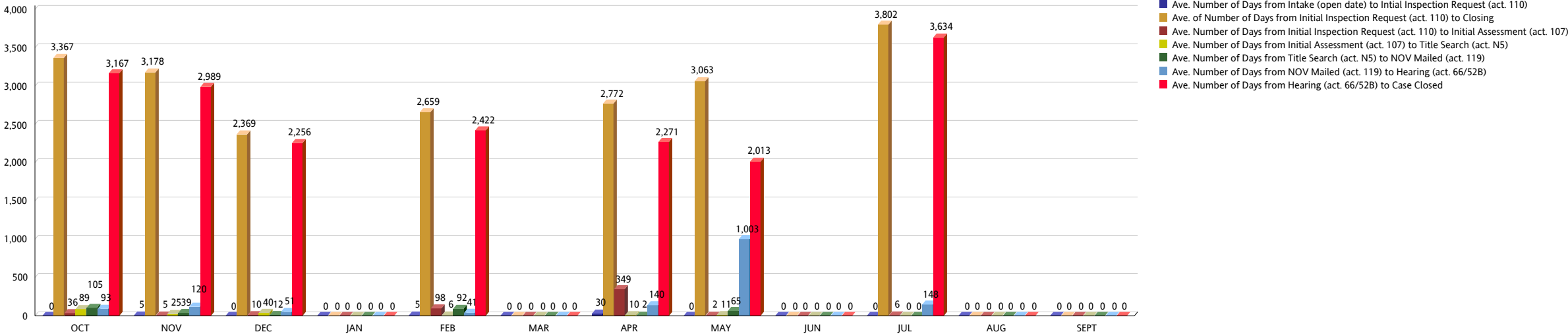
**MIAMI-DADE COUNTY**  
**DEPARTMENT OF REGULATORY AND ECONOMIC RESOURCES (RER)**  
**UNSAFE STRUCTURES MEASURES - RESIDENTIAL**  
**From OCTOBER 2016 To SEPTEMBER 2017**

RESIDENTIAL WITH INJUNCTION (ALL PROPERTIES)	OCT	NOV	DEC	JAN	FEB	MAR	APR	MAY	JUN	JUL	AUG	SEPT	YTD TOTAL
Ave. Number of Days from Intake (open date) to Intial Inspection Request (act. 110)	0	5	0	0	5	0	30	0	0	0	0	0	
Number of Cases from Intake (open date) to Intial Inspection Request (act. 110)	3	1	1	0	2	0	1	2	0	1	0	0	11
Ave. of Number of Days from Initial Inspection Request (act. 110) to Closing	3,367	3,178	2,369	0	2,659	0	2,772	3,063	0	3,802	0	0	
Number of Cases from Initial Inspection Request (act. 110) to Closing	3	1	1	0	2	0	1	2	0	1	0	0	11
Ave. Number of Days from Initial Inspection Request (act. 110) to Initial Assessment (act. 107)	36	5	10	0	98	0	349	2	0	6	0	0	
Number of Cases Closed from Initial Inspection Request (act. 110) to Initial Assessment (act. 107)	3	1	1	0	2	0	1	2	0	1	0	0	11
Ave. Number of Days from Initial Assessment (act. 107) to Title Search (act. N5)	89	25	40	0	6	0	10	11	0	0	0	0	
Number of Cases from Initial Assessment (act. 107) to Title Search (act. N5)	1	1	1	0	2	0	1	1	0	0	0	0	7
Ave. Number of Days from Title Search (act. N5) to NOV Mailed (act. 119)	105	39	12	0	92	0	2	65	0	0	0	0	
Number of Cases from Title Search (act. N5) to NOV Mailed (act. 119)	1	1	1	0	2	0	1	1	0	0	0	0	7
Ave. Number of Days from NOV Mailed (act. 119) to Hearing (act. 66/52B)	93	120	51	0	41	0	140	1,003	0	148	0	0	
Number of Cases from NOV Mailed (act. 119) to Hearing (act. 66/52B)	3	1	1	0	2	0	1	2	0	1	0	0	11
Ave. Number of Days from Hearing (act. 66/52B) to Case Closed	3,167	2,989	2,256	0	2,422	0	2,271	2,013	0	3,634	0	0	
Number of Cases from Hearing (act. 66/52B) to Case Closed	3	1	1	0	2	0	1	2	0	1	0	0	11

	Weighted Average
Ave. Number of Days from Intake (open date) to Intial Inspection Request (act. 110)	4.09
Ave. of Number of Days from Initial Inspection Request (act. 110) to Closing	3,060.55
Ave. Number of Days from Initial Inspection Request (act. 110) to Initial Assessment (act. 107)	61.64
Ave. Number of Days from Initial Assessment (act. 107) to Title Search (act. N5)	26.71
Ave. Number of Days from Title Search (act. N5) to NOV Mailed (act. 119)	58.14
Ave. Number of Days from NOV Mailed (act. 119) to Hearing (act. 66/52B)	256.91
Ave. Number of Days from Hearing (act. 66/52B) to Case Closed	2,683.73

**MIAMI-DADE COUNTY**  
**DEPARTMENT OF REGULATORY AND ECONOMIC RESOURCES (RER)**  
**UNSAFE STRUCTURES MEASURES - RESIDENTIAL**  
**From OCTOBER 2016 To SEPTEMBER 2017**

**RESIDENTIAL / WITH INJUNCTION / ALL PROPERTIES**



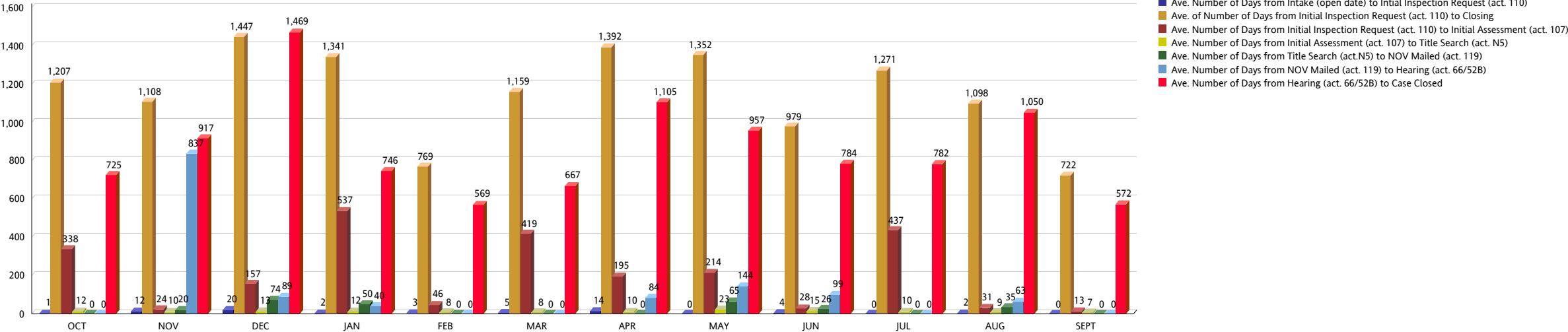
**MIAMI-DADE COUNTY**  
**DEPARTMENT OF REGULATORY AND ECONOMIC RESOURCES (RER)**  
**UNSAFE STRUCTURES MEASURES - RESIDENTIAL**  
**From OCTOBER 2016 To SEPTEMBER 2017**

RESIDENTIAL NO INJUNCTION (EXCLUDING COUNTY PROPERTIES)	OCT	NOV	DEC	JAN	FEB	MAR	APR	MAY	JUN	JUL	AUG	SEPT	YTD TOTAL
Ave. Number of Days from Intake (open date) to Intial Inspection Request (act. 110)	1	12	20	2	3	5	14	0	4	0	2	0	
Number of Cases from Intake (open date) to Intial Inspection Request (act. 110)	16	18	20	14	17	13	15	13	16	6	20	3	171
Ave. of Number of Days from Initial Inspection Request (act. 110) to Closing	1,207	1,108	1,447	1,341	769	1,159	1,392	1,352	979	1,271	1,098	722	
Number of Cases from Initial Inspection Request (act. 110) to Closing	16	18	20	14	17	13	15	13	16	6	20	3	171
Ave. Number of Days from Initial Inspection Request (act. 110) to Initial Assessment (act. 107)	338	24	157	537	46	419	195	214	28	437	31	13	
Number of Cases from Initial Inspection Request (act. 110) to Initial Assessment (act. 107)	16	18	20	14	17	13	15	13	16	6	20	3	171
Ave. Number of Days from Initial Assessment (act. 107) to Title Search (act. N5)	12	10	13	12	8	8	10	23	15	10	9	7	
Number of Cases from Initial Assessment (act. 107) to Title Search (act. N5)	16	18	19	14	17	13	14	13	16	6	20	3	169
Ave. Number of Days from Title Search (act.N5) to NOV Mailed (act. 119)	0	20	74	50	0	0	0	65	26	0	35	0	
Number of Cases from Title Search (act. N5) to NOV Mailed (act. 119)	0	2	4	1	0	0	0	2	2	0	3	0	14
Ave. Number of Days from NOV Mailed (act. 119) to Hearing (act. 66/52B)	0	837	89	40	0	0	84	144	99	0	63	0	
Number of Cases from NOV Mailed (act. 119) to Hearing (act. 66/52B)	0	2	5	1	0	0	1	2	2	0	3	0	16
Ave. Number of Days from Hearing (act. 66/52B) to Case Closed	725	917	1,469	746	569	667	1,105	957	784	782	1,050	572	10,343
Number of Cases from Hearing (act. 66/52B) to Case Closed	14	15	15	12	16	11	14	13	16	5	17	1	149

	Weighted Average
Ave. Number of Days from Intake (open date) to Intial Inspection Request (act. 110)	6.37
Ave. of Number of Days from Initial Inspection Request (act. 110) to Closing	1,175.33
Ave. Number of Days from Initial Inspection Request (act. 110) to Initial Assessment (act. 107)	188.09
Ave. Number of Days from Initial Assessment (act. 107) to Title Search (act. N5)	11.64
Ave. Number of Days from Title Search (act. N5) to NOV Mailed (act. 119)	48.07
Ave. Number of Days from NOV Mailed (act. 119) to Hearing (act. 66/52B)	182.38
Ave. Number of Days from Hearing (act. 66/52B) to Case Closed	900.13

**MIAMI-DADE COUNTY**  
**DEPARTMENT OF REGULATORY AND ECONOMIC RESOURCES (RER)**  
**UNSAFE STRUCTURES MEASURES - RESIDENTIAL**  
**From OCTOBER 2016 To SEPTEMBER 2017**

**RESIDENTIAL / NO INJUNCTION / EXCLUDING COUNTY PROPERTIES**



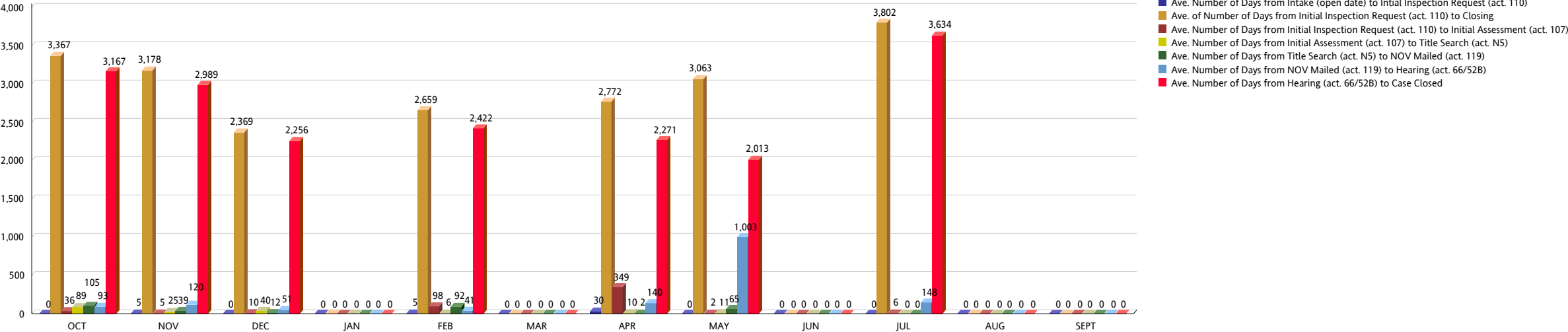
**MIAMI-DADE COUNTY**  
**DEPARTMENT OF REGULATORY AND ECONOMIC RESOURCES (RER)**  
**UNSAFE STRUCTURES MEASURES - RESIDENTIAL**  
**From OCTOBER 2016 To SEPTEMBER 2017**

RESIDENTIAL WITH INJUNCTION (EXCLUDING COUNTY PROPERTIES)	OCT	NOV	DEC	JAN	FEB	MAR	APR	MAY	JUN	JUL	AUG	SEPT	YTD TOTAL
Ave. Number of Days from Intake (open date) to Intial Inspection Request (act. 110)	0	5	0	0	5	0	30	0	0	0	0	0	
Number of Cases from Intake (open date) to Intial Inspection Request (act. 110)	3	1	1	0	2	0	1	2	0	1	0	0	11
Ave. of Number of Days from Initial Inspection Request (act. 110) to Closing	3,367	3,178	2,369	0	2,659	0	2,772	3,063	0	3,802	0	0	
Number of Cases from Initial Inspection Request (act. 110) to Closing	3	1	1	0	2	0	1	2	0	1	0	0	11
Ave. Number of Days from Initial Inspection Request (act. 110) to Initial Assessment (act. 107)	36	5	10	0	98	0	349	2	0	6	0	0	
Number of Cases Closed from Initial Inspection Request (act. 110) to Initial Assessment (act. 107)	3	1	1	0	2	0	1	2	0	1	0	0	11
Ave. Number of Days from Initial Assessment (act. 107) to Title Search (act. N5)	89	25	40	0	6	0	10	11	0	0	0	0	
Number of Cases from Initial Assessment (act. 107) to Title Search (act. N5)	1	1	1	0	2	0	1	1	0	0	0	0	7
Ave. Number of Days from Title Search (act. N5) to NOV Mailed (act. 119)	105	39	12	0	92	0	2	65	0	0	0	0	
Number of Cases from Title Search (act. N5) to NOV Mailed	1	1	1	0	2	0	1	1	0	0	0	0	7
Ave. Number of Days from NOV Mailed (act. 119) to Hearing (act. 66/52B)	93	120	51	0	41	0	140	1,003	0	148	0	0	
Number of Cases from NOV Mailed (act. 119) to Hearing (act. 66/52B)	3	1	1	0	2	0	1	2	0	1	0	0	11
Ave. Number of Days from Hearing (act. 66/52B) to Case Closed	3,167	2,989	2,256	0	2,422	0	2,271	2,013	0	3,634	0	0	
Number of Cases from Hearing (act. 66/52B) to Case Closed	3	1	1	0	2	0	1	2	0	1	0	0	11

	Weighted Average
Ave. Number of Days from Intake (open date) to Intial Inspection Request (act. 110)	4.09
Ave. of Number of Days from Initial Inspection Request (act. 110) to Closing	3,060.55
Ave. Number of Days from Initial Inspection Request (act. 110) to Initial Assessment (act. 107)	61.64
Ave. Number of Days from Initial Assessment (act. 107) to Title Search (act. N5)	26.71
Ave. Number of Days from Title Search (act. N5) to NOV Mailed (act. 119)	58.14
Ave. Number of Days from NOV Mailed (act. 119) to Hearing (act. 66/52B)	256.91
Ave. Number of Days from Hearing (act. 66/52B) to Case Closed	2,683.73

**MIAMI-DADE COUNTY**  
**DEPARTMENT OF REGULATORY AND ECONOMIC RESOURCES (RER)**  
**UNSAFE STRUCTURES MEASURES - RESIDENTIAL**  
**From OCTOBER 2016 To SEPTEMBER 2017**

**RESIDENTIAL / WITH INJUNCTION / EXCLUDING COUNTY PROPERTIES**





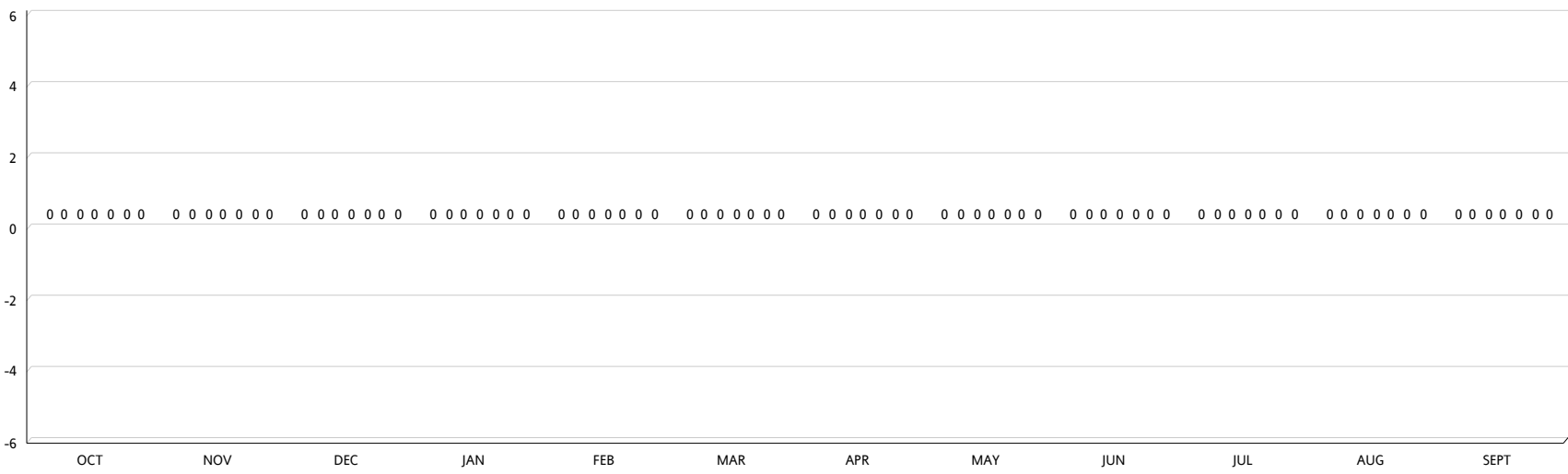
**MIAMI-DADE COUNTY**  
**DEPARTMENT OF REGULATORY AND ECONOMIC RESOURCES (RER)**  
**UNSAFE STRUCTURES MEASURES - RESIDENTIAL**  
**From OCTOBER 2016 To SEPTEMBER 2017**

RESIDENTIAL NO INJUNCTION (COUNTY PROPERTIES)	OCT	NOV	DEC	JAN	FEB	MAR	APR	MAY	JUN	JUL	AUG	SEPT	YTD TOTAL
Ave. Number of Days from Intake (open date) to Intial Inspection Request (act. 110)	0	0	0	0	0	0	0	0	0	0	0	0	
Number of Cases from Intake (open date) to Intial Inspection Request (act. 110)	0	0	0	0	0	0	0	0	0	0	0	0	0
Ave. of Number of Days from Initial Inspection Request (act. 110) to Closing	0	0	0	0	0	0	0	0	0	0	0	0	
Number of Cases from Initial Inspection Request (act. 110) to Closing	0	0	0	0	0	0	0	0	0	0	0	0	0
Ave. Number of Days from Initial Inspection Request (act. 110) to Initial Assessment (act. 107)	0	0	0	0	0	0	0	0	0	0	0	0	
Number of Cases Closed from Initial Inspection Request (act. 110) to Initial Assessment (act. 107)	0	0	0	0	0	0	0	0	0	0	0	0	0
Ave. Number of Days from Initial Assessment (act. 107) to Title Search (act. N5)	0	0	0	0	0	0	0	0	0	0	0	0	
Number of Cases from Initial Assessment (act. 107) to Title Search (act. N5)	0	0	0	0	0	0	0	0	0	0	0	0	0
Ave. Number of Days from Title Search (act. N5) to NOV Mailed (act. 119)	0	0	0	0	0	0	0	0	0	0	0	0	
Number of Cases from Title Search (act. N5) to NOV Mailed	0	0	0	0	0	0	0	0	0	0	0	0	0
Ave. Number of Days from NOV Mailed (act. 119) to Hearing (act. 66/52B)	0	0	0	0	0	0	0	0	0	0	0	0	
Number of Cases from NOV Mailed (act. 119) to Hearing (act. 66/52B)	0	0	0	0	0	0	0	0	0	0	0	0	0
Ave. Number of Days from Hearing (act. 66/52B) to Case Closed	0	0	0	0	0	0	0	0	0	0	0	0	
Number of Cases from Hearing (act. 66/52B) to Case Closed	0	0	0	0	0	0	0	0	0	0	0	0	0

	Weighted Average
Ave. Number of Days from Intake (open date) to Intial Inspection Request (act. 110)	0
Ave. of Number of Days from Initial Inspection Request (act. 110) to Closing	0
Ave. Number of Days from Initial Inspection Request (act. 110) to Initial Assessment (act. 107)	0
Ave. Number of Days from Initial Assessment (act. 107) to Title Search (act. N5)	0
Ave. Number of Days from Title Search (act. N5) to NOV Mailed (act. 119)	0
Ave. Number of Days from NOV Mailed (act. 119) to Hearing (act. 66/52B)	0
Ave. Number of Days from Hearing (act. 66/52B) to Case Closed	0

**MIAMI-DADE COUNTY**  
**DEPARTMENT OF REGULATORY AND ECONOMIC RESOURCES (RER)**  
**UNSAFE STRUCTURES MEASURES - RESIDENTIAL**  
**From OCTOBER 2016 To SEPTEMBER 2017**

**RESIDENTIAL / NO INJUNCTION / COUNTY PROPERTIES**



- Ave. Number of Days from Intake (open date) to Initial Inspection Request (act. 110)
- Ave. of Number of Days from Initial Inspection Request (act. 110) to Closing
- Ave. Number of Days from Initial Inspection Request (act. 110) to Initial Assessment (act. 107)
- Ave. Number of Days from Initial Assessment (act. 107) to Title Search (act. N5)
- Ave. Number of Days from Title Search (act. N5) to NOV Mailed (act. 119)
- Ave. Number of Days from NOV Mailed (act. 119) to Hearing (act. 66/52B)
- Ave. Number of Days from Hearing (act. 66/52B) to Case Closed

**MIAMI-DADE COUNTY**  
**DEPARTMENT OF REGULATORY AND ECONOMIC RESOURCES (RER)**  
**UNSAFE STRUCTURES MEASURES - RESIDENTIAL**  
**From OCTOBER 2016 To SEPTEMBER 2017**

RESIDENTIAL WITH INJUNCTION (COUNTY PROPERTIES)	OCT	NOV	DEC	JAN	FEB	MAR	APR	MAY	JUN	JUL	AUG	SEPT	YTD TOTAL
Ave. Number of Days from Intake (open date) to Intial Inspection Request (act. 110)	0	0	0	0	0	0	0	0	0	0	0	0	
Number of Cases from Intake (open date) to Intial Inspection Request (act. 110)	0	0	0	0	0	0	0	0	0	0	0	0	0
Ave. of Number of Days from Initial Inspection Request (act. 110) to Closing	0	0	0	0	0	0	0	0	0	0	0	0	
Number of Cases from Initial Inspection Request (act. 110) to Closing	0	0	0	0	0	0	0	0	0	0	0	0	0
Ave. Number of Days from Initial Inspection Request (act. 110) to Initial Assessment (act. 107)	0	0	0	0	0	0	0	0	0	0	0	0	
Number of Cases Closed from Initial Inspection Request (act. 110) to Initial Assessment (act. 107)	0	0	0	0	0	0	0	0	0	0	0	0	0
Ave. Number of Days from Initial Assessment (act. 107) to Title Search (act. N5)	0	0	0	0	0	0	0	0	0	0	0	0	
Number of Cases from Initial Assessment (act. 107) to Title Search (act. N5)	0	0	0	0	0	0	0	0	0	0	0	0	0
Ave. Number of Days from Title Search (act. N5) to NOV Mailed (act. 119)	0	0	0	0	0	0	0	0	0	0	0	0	
Number of Cases from Title Search (act. N5) to NOV Mailed	0	0	0	0	0	0	0	0	0	0	0	0	0
Ave. Number of Days from NOV Mailed (act. 119) to Hearing (act. 66/52B)	0	0	0	0	0	0	0	0	0	0	0	0	
Number of Cases from NOV Mailed (act. 119) to Hearing (act. 66/52B)	0	0	0	0	0	0	0	0	0	0	0	0	0
Ave. Number of Days from Hearing (act. 66/52B) to Case Closed	0	0	0	0	0	0	0	0	0	0	0	0	
Number of Cases from Hearing (act. 66/52B) to Case Closed	0	0	0	0	0	0	0	0	0	0	0	0	0

	Weighted Average
Ave. Number of Days from Intake (open date) to Intial Inspection Request (act. 110)	0
Ave. of Number of Days from Initial Inspection Request (act. 110) to Closing	0
Ave. Number of Days from Initial Inspection Request (act. 110) to Initial Assessment (act. 107)	0
Ave. Number of Days from Initial Assessment (act. 107) to Title Search (act. N5)	0
Ave. Number of Days from Title Search (act. N5) to NOV Mailed (act. 119)	0
Ave. Number of Days from NOV Mailed (act. 119) to Hearing (act. 66/52B)	0
Ave. Number of Days from Hearing (act. 66/52B) to Case Closed	0

**MIAMI-DADE COUNTY**  
**DEPARTMENT OF REGULATORY AND ECONOMIC RESOURCES (RER)**  
**UNSAFE STRUCTURES MEASURES - RESIDENTIAL**  
From OCTOBER 2016 To SEPTEMBER 2017

**RESIDENTIAL / WITH INJUNCTION / COUNTY PROPERTIES**

