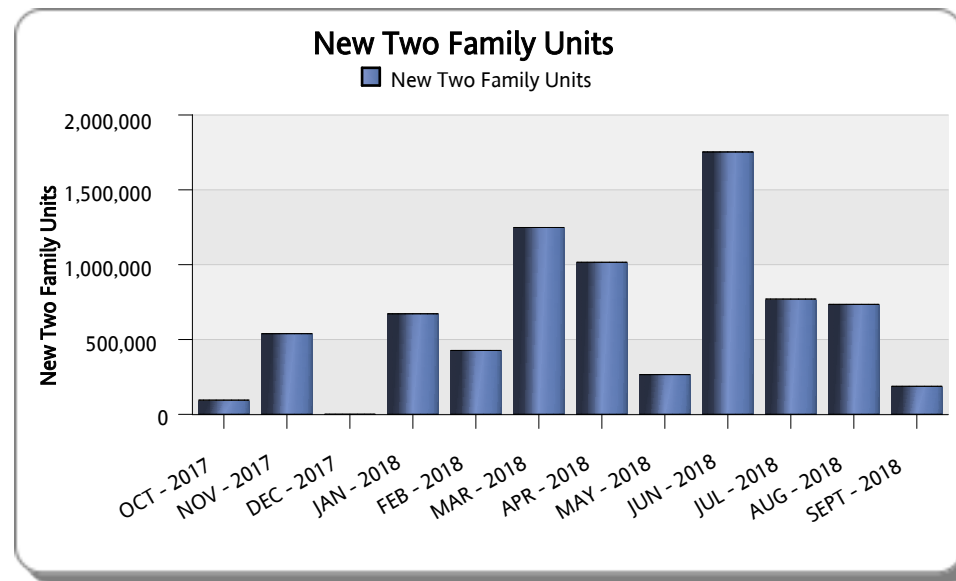
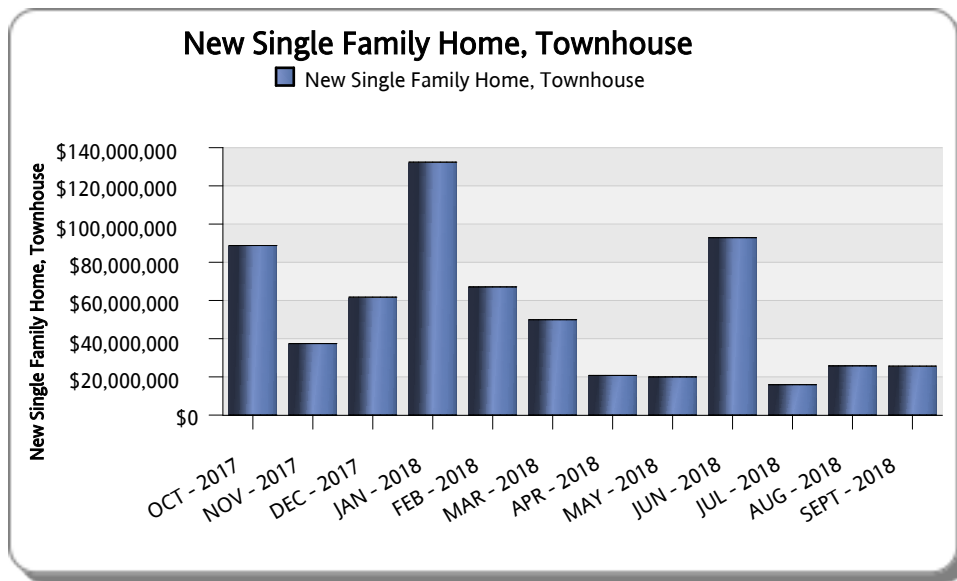


MIAMI-DADE COUNTY
DEPARTMENT OF REGULATORY AND ECONOMIC RESOURCES (RER)
Estimated Value of Construction for New, Single and Multi Family Homes

FY: 2017/2018

| | OCT - 2017 | | | NOV - 2017 | | | DEC - 2017 | | | JAN - 2018 | | | FEB - 2018 | | | MAR - 2018 | | | APR - 2018 | | | MAY - 2018 | | | JUN - 2018 | | | JUL - 2018 | | | AUG - 2018 | | |
|---|------------|---------------------|------------|------------|---------------------|-----------|------------|---------------------|------------|------------|----------------------|------------|------------|---------------------|------------|------------|---------------------|------------|------------|---------------------|-----------|------------|---------------------|-----------|------------|---------------------|------------|------------|---------------------|------------|------------|---------------------|--|
| | # of BLDG | Est. Cost | # Units | # of BLDG | Est. Cost | # Units | # of BLDG | Est. Cost | # Units | # of BLDG | Est. Cost | # Units | # of BLDG | Est. Cost | # Units | # of BLDG | Est. Cost | # Units | # of BLDG | Est. Cost | # Units | # of BLDG | Est. Cost | # Units | # of BLDG | Est. Cost | # Units | # of BLDG | Est. Cost | # Units | | | |
| New Single Family Home, Townhouse | 92 | \$36,079,591 | 92 | 91 | \$36,906,015 | 91 | 94 | \$51,311,536 | 94 | 110 | \$115,958,612 | 110 | 135 | \$66,696,907 | 135 | 82 | \$32,179,832 | 82 | 55 | \$19,739,282 | 55 | 88 | \$19,738,735 | 88 | 146 | \$87,141,271 | 146 | 102 | \$14,023,746 | 102 | 75 | \$12,301,481 | |
| New Two Family Units | 1 | \$94,770 | 2 | 1 | \$539,088 | 2 | 0 | \$0 | 0 | 2 | \$672,005 | 4 | 3 | \$426,870 | 6 | 5 | \$1,248,435 | 10 | 3 | \$1,015,825 | 6 | 2 | \$265,635 | 4 | 7 | \$1,753,136 | 14 | 5 | \$769,931 | 10 | 5 | \$734,715 | |
| New Apartment Buildings 3 or 4 Units | 0 | \$0 | 0 | 0 | \$0 | 0 | 0 | \$0 | 0 | 11 | \$7,646,174 | 80 | 0 | \$0 | 0 | 0 | \$0 | 0 | 0 | \$0 | 0 | 0 | \$0 | 0 | 0 | \$0 | 0 | 0 | 0 | 0 | 8 | \$12,748,300 | |
| New Apartment Buildings 5 or more Units | 10 | \$52,595,518 | 558 | 0 | \$0 | 0 | 6 | \$10,415,625 | 146 | 11 | \$8,124,922 | 150 | 0 | \$0 | 0 | 4 | \$16,516,425 | 207 | 0 | \$0 | 0 | 0 | \$0 | 0 | 2 | \$3,998,874 | 59 | 3 | \$1,138,341 | 41 | 1 | \$17,688 | |
| Total Per Month | 103 | \$88,769,879 | 652 | 92 | \$37,445,103 | 93 | 100 | \$61,727,161 | 240 | 134 | \$132,401,713 | 344 | 138 | \$67,123,777 | 141 | 91 | \$49,944,692 | 299 | 58 | \$20,755,107 | 61 | 90 | \$20,004,370 | 92 | 155 | \$92,893,281 | 219 | 110 | \$15,932,018 | 153 | 89 | \$25,802,184 | |



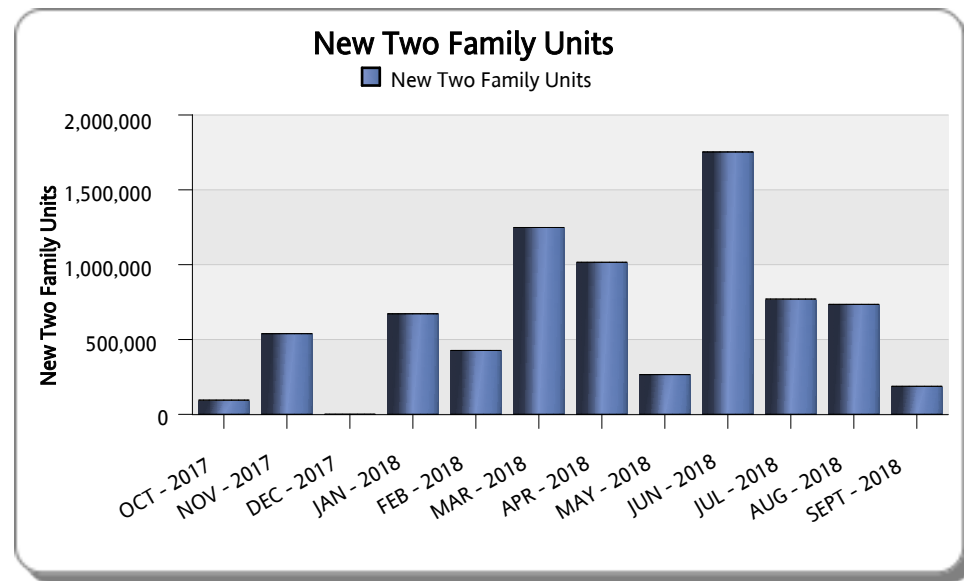
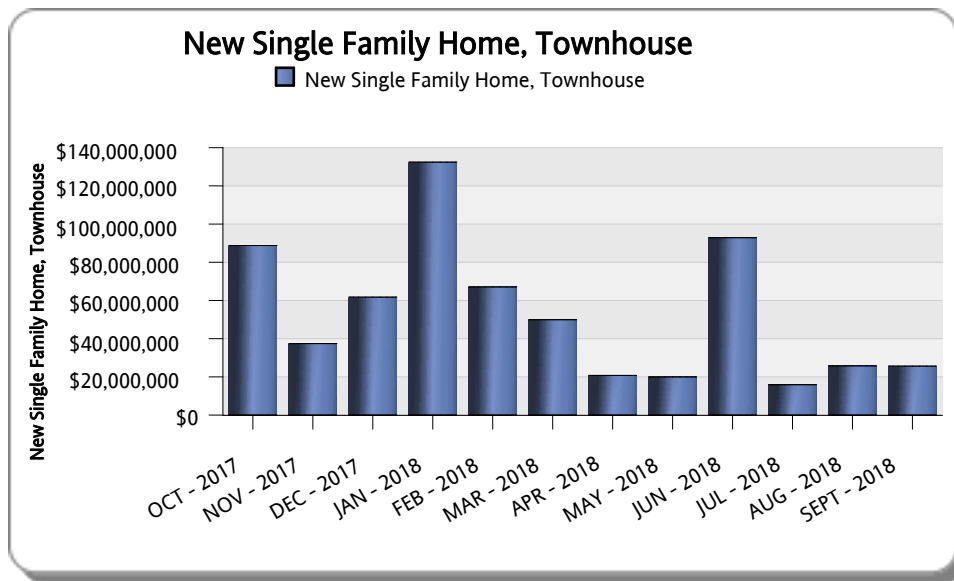
Source: Information Technology Department
 Data Compiled and Report Produced by the Department of Regulatory and Economic Resources

Oct 8, 2018

MIAMI-DADE COUNTY
DEPARTMENT OF REGULATORY AND ECONOMIC RESOURCES (RER)
Estimated Value of Construction for New, Single and Multi Family Homes

FY: 2017/2018

| | SEPT - 2018 | | | | YTD Est. Cost Total |
|---|-------------|-----------|---------------------|------------|---------------------|
| | # Units | # of BLDG | Est. Cost | # Units | |
| New Single Family Home, Townhouse | 75 | 60 | \$11,145,435 | 60 | \$503,222,443 |
| New Two Family Units | 10 | 2 | \$187,290 | 4 | \$7,707,700 |
| New Apartment Buildings 3 or 4 Units | 204 | 0 | \$0 | 0 | \$20,394,474 |
| New Apartment Buildings 5 or more Units | 5 | 6 | \$14,276,240 | 234 | \$107,083,633 |
| Total Per Month | 294 | 68 | \$25,608,965 | 298 | 638,408,250 |



MIAMI-DADE COUNTY
DEPARTMENT OF REGULATORY AND ECONOMIC RESOURCES (RER)
Estimated Value of Construction for New, Single and Multi Family Homes

FY: 2017/2018

